



Locks


Hager Companies offers a wide range of Grade 1 and Grade 2 products to meet almost any application and specification requirements. Hager locks are manufactured to the highest quality standards and extensively tested to ANSI standards and BHMA certification requirements. In addition, all leversets comply with ADA requirements outlined in ANSI A117.1.

TABLE OF CONTENTS

2300 Series Tubular	3
2500 Series Cylindrical	9
3100 Series Deadlock	17
3200 Series Deadlock	21
3300 Series Tubular	25
3400 Series Cylindrical	29
3500 Series Cylindrical	39
3600 Series Tubular	47
3700 Series Interconnected	53
3800 Series Mortise	59
Cylinder, Core & Keying	75

THIS PAGE INTENTIONALLY LEFT BLANK.

Hager 2300 Series tubular lockset provides the necessary security and dependability for applications where there is a need for interior functions requiring a residential look and feel. It is well suited for light duty residential interior applications such as multi-family housing. It is offered in many of the popular designs that are seen throughout the industry today.



2300 Series - How To Order

2310

Function

- 10 - Passage
- 17 - Single Dummy
- 27 - Double Dummy
- 40 - Privacy

Product Group

23 - Tubular, DECO

2³/₄"

Backset

- 2-3/4" (70 mm)
- 2-3/8" (60 mm)

US15

Finish

- US15
- US26
- US26D
- BLK

US26D

****Interior Finish**

(if different)

CHA

Lever Style

- CHA - Charles Lever
- *JHN - Johnston Lever
- JOS - Joshua Lever
- *WRN - Warren Lever

—





Strike

- ASA - ASA
- TEE - TEE
- FLRC and FULL (Default)
- SQ & RD FULL LIP (Default)

* Handing required for Johnston and Warren levers when specifying single dummy function.


** Contact factory for lead time and availability before ordering

2300 SERIES FUNCTION CHART

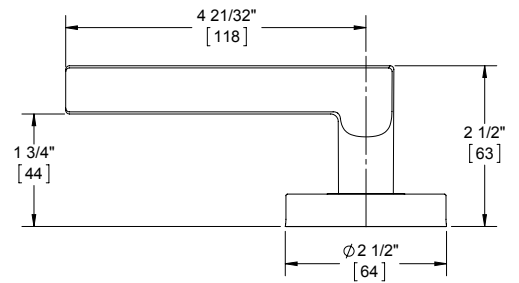
Function	Function No.	Function Description	ANSI No.	
Non-Keyed				
	10	Passage	Latchbolt operated by lever from either side at all times.	-
	17	Dummy - Single	Pull one side, no mechanical operation.	-
	27	Dummy - Double	Pull both sides, no mechanical operation (back to back).	-
	40	Privacy	Latchbolt operated by lever from either side. Outside lever is locked by push button and unlocked by emergency release outside or operating inside lever.	-

2300 Series - Lever Options


CHARLES LEVER



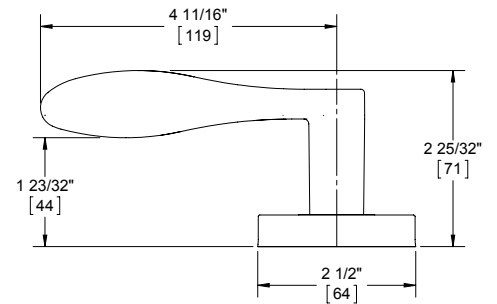
Finishes: US15, BLK, US26, US26D




JOHNSTON LEVER



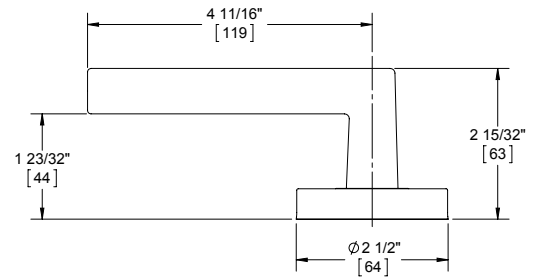
Finishes: BLK, US26D




JOSHUA LEVER



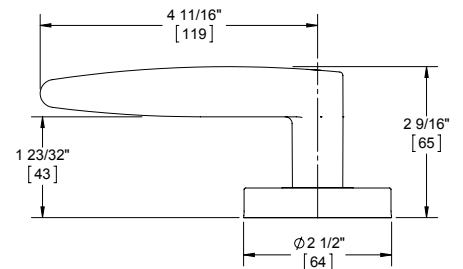
Finishes: US15, BLK, US26, US26D



WARREN LEVER



Finishes: BLK, US26D



2300 Series -Deco Tubular - Light Duty Residential - Multi Family

WARRANTY

Five-year warranty

FEATURES


- ADA Compliant
- No exposed mounting screws
- Lockset installs in 160/161 prep with use of included alignment block

Lever Options:

Charles, Johnston, Joshua, Louis, and Warren

Options:

Split finish (Contact Customer Service for availability)



SPECIFICATIONS

Exposed Trim:

- Levers: Solid cast zinc
- Rose: Stainless steel

Door Thickness:

1-3/8" - 1-3/4" (35 mm - 45 mm)

Rose Diameter:

2-1/2" (63.5 mm)

Backset:

- 2-3/4" (70 mm) - Standard
- 2-3/8" (60 mm) - Optional

Latchbolt:

- 7/16" (11 mm) throw
- 1" x 2-1/4" (25 mm x 57 mm) faceplate
- Square and round corner faceplates come standard

Strike:

Square and round corner full lip strikes come standard

Door Handing:

Non-handed (except for Johnston and Warren, 17 Functions)


Functions:

10 Passage, 17 Dummy, 27 Double Dummy, 40 Privacy


FINISHES

US15, US26, US26D, BLK

2300 Series - Latchbolts




- 2-639-7607**
2-3/4" Backset Passage Spring Latch
- Square and round corner standard
 - 1" x 2-1/4" (25 mm x 57 mm) faceplate
 - For use with passage function



- 2-639-7608**
2-3/4" Backset Privacy Spring Latch
- Square and round corner standard
 - 1" x 2-1/4" (25 mm x 57 mm) faceplate
 - For use with privacy function



- 2-639-7609**
2-3/8" Backset Passage Spring Latch
- Square and round corner standard
 - 1" x 2-1/4" (25 mm x 57 mm) faceplate
 - For use with passage function



- 2-639-7610**
2-3/8" Backset Privacy Spring Latch
- Square and round corner standard
 - 1" x 2-1/4" (25 mm x 57 mm) faceplate
 - For use with privacy function

2300 Series - Additional Strikes



- 3933**
T-Strike with Plastic Dust Box
- 1-1/8" x 2-3/4" (29 mm x 70 mm)
 - Dust box included



- 3935**
Standard ASA Strike Plate
- 1-1/4" x 4-7/8" (32 mm x 124 mm)
 - 1-5/16" lip
 - Other lengths available upon request




- 3959**
Faceplate Adapter
- Converts 1" (25 mm) to 1-1/8" (28 mm) width

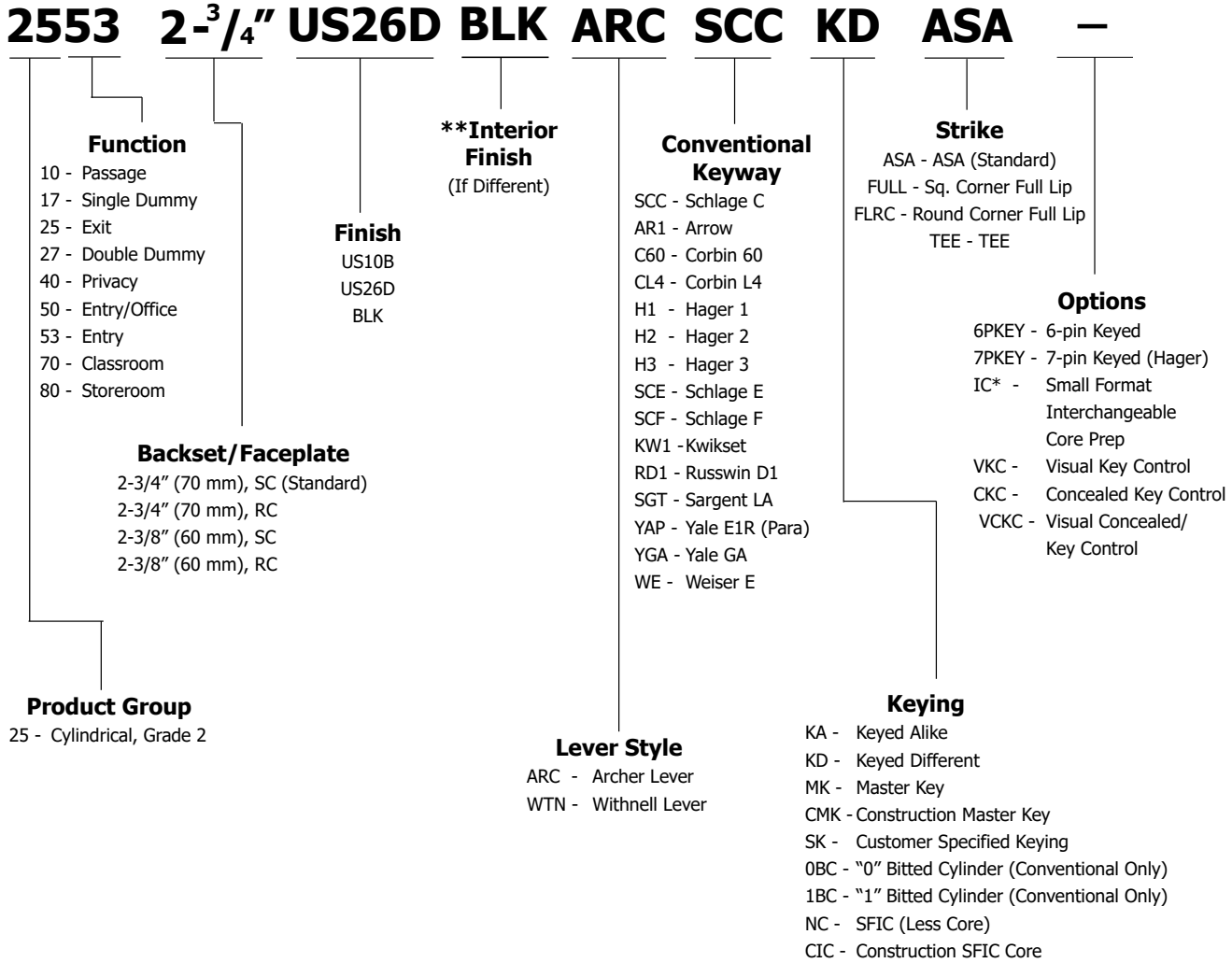
THIS PAGE INTENTIONALLY LEFT BLANK.

2500 Series

Hager 2500 Series Grade 2 lock is a perfect combination of value and performance and is the ideal choice of lock for typical commercial applications. The inherent value of this lock and the product offering make our 2500 Series lock a perfect choice for a stocking program. As an economical alternative to other Grade 2 cylindrical locks, it offers both dependability and affordability.



2500 Series - How To Order










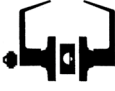

- Notes:
1. If masterkeyed, include completed master key form with order (available on page 90 or www.hagerco.com).
 2. For additional keying information, please refer to cylinder, core, and keying section of catalog (page 75).
 3. Interchangeable construction core will be included with the lockset if "CIC" is specified in keying section. Customer must specify BLUE or RED color.

* Small format interchangeable core sold separately. Available in Best Keyways (A Standard), or Hager Keyways (optional).

Ordering example (less SFIC core): 2553 2-3/4" US26D WTN NC IC
Ordering example (const. core included): 2553 2-3/4" US26D WTN CIC ASA IC7 BLU

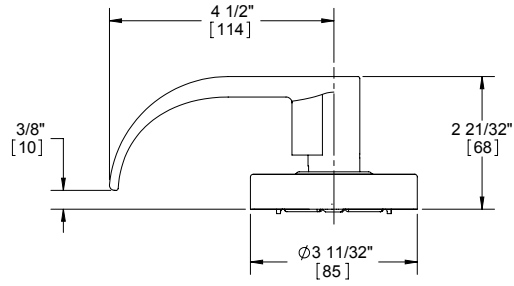
** Contact factory for lead time and availability before ordering

2500 Series - Function Chart

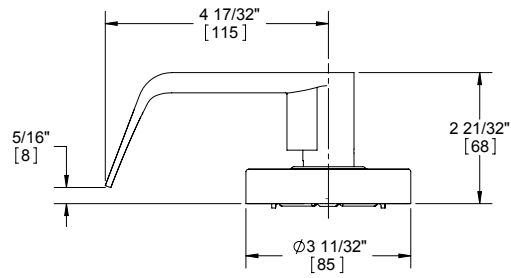
Function	Function No.	Function Description	ANSI No.	
Non-Keyed				
	Passage	10	Latchbolt operated by lever from either side at all times.	F75
	Dummy - Single	17	Pull one side, no mechanical operation.	-
	Exit	25	Blank plate outside (13/16" [31 mm] projection). Inside lever is always unlocked.	F111
	Dummy - Double	27	Pull both sides. No mechanical operation (back to back).	-
	Privacy	40	Latchbolt operated by lever from either side. Outside lever is locked by push button inside and unlocked by emergency release outside, operating inside lever or closing door.	F76A
Keyed				
	Entry/Office	50	Deadlocking latchbolt operated by lever from either side except when outside lever is locked by push button on inside lever. When outside lever is locked, operating key in outside lever or operating inside lever unlocks push button or other locking device and retracts latchbolt. Closing door does not release push button.	F82A
	Entry	53	Deadlocking latchbolt by lever either side, except when turn button inside locks outside lever. Pushing turn button in locks outside lever, requiring use of key outside to unlock. Turning inside lever unlocks outside lever. Pushing in and turning button locks outside lever, requiring key at all times. Turning inside lever does not unlock outside lever until button is manually turned to unlocked position. Inside lever always free.	F109
	Classroom	70	Deadlocking latchbolt operated by lever from either side except when outside lever is locked from outside by key. When outside lever is locked, latchbolt is operated by inside lever.	F84
	Storeroom	80	Deadlocking latchbolt operated by key in outside lever, or by operating inside lever. Outside lever is always locked. Inside lever is always unlocked.	F86

2500 Series - Lever Options

ARCHER LEVER



WITHNELL LEVER



2500 Series - Grade 2 Cylindrical - Standard Duty Commercial

WARRANTY

Five year warranty

FEATURES

- No exposed mounting screws
- Non-handed
- Conventional cylinder and small format interchangeable core option available

Applications:


- Standard duty commercial
- Standard door prep - 2-1/8" (54 mm) diameter (bore)
- Latch hole - 1" (25.4 mm) diameter (cross bore)

Certifications:

- Meets BHMA ANSI A156.2, Series 4000, Grade 2
- ADA Compliant ANSI A117.1 Accessibility Code
- UL/cUL Listed for all functions up to 3 hours "A" label single doors
- UL 10C Positive Pressure Related

Lever Options:

Archer, Withnell levers



SPECIFICATIONS

Exposed Trim:

- Wrought brass, bronze, and stainless steel
- Lever is zinc based, plated to match BHMA symbols

Rose Diameter:

3-11/32" (85 mm)

Lock Chassis:

- Heavy gauge steel, zinc dichromated for corrosion resistance
- "Non-clutching" exterior lever on keyed functions
- Removable thru-bolts
- Failure to install thru-bolts and removable screw posts voids BHMA certification, UL rating, and warranty

Keys:

Two operating keys supplied per lock

Cylinders/Cores:

- Brass, keyed different, Schlage C keyway standard
- Cylinder drilled 6-pin, keyed 5-pin
- Other keying options, including keyed 6-pin, available from the factory (see cylinders, cores and keying sections).
- Zero bit cylinders will be 6 pin keyed – standard
- Small Format Interchangeable Core option available
- SFIC uncombined or combined, brass 6- or 7-pin cores sold separately

Door Thickness:

1-3/8" - 1-3/4" (35 mm - 45 mm)

Backset:

- 2-3/4" (70 mm) - Standard
- 2-3/8" (60 mm) - Optional

Latchbolt:

- 1/2" (13 mm) throw, stainless steel
- 1-1/8" x 2-1/4" (29 mm x 57 mm) faceplate for 2-3/4" (70 mm) backset
- 1" x 2-1/4" (25 mm x 57 mm) faceplate for 2-3/8" (60 mm) backset
- Deadlocking latchbolt prevents manipulation when door is closed; keyed functions and 25 function only

Strike:

- 3935 ASA 1-1/4" x 4-7/8" (32 mm x 124 mm) strike standard
- Optional strikes available

Functions:

10 Passage, 17 Dummy, 25 Exit Only, 27 Double Dummy, 40 Privacy, 50 Entry/Office, 53 Entry, 70 Classroom, 80 Storeroom

Notes:

Blank plate projection is 13/16" (21 mm) for function 25

FINISHES

US10B, US26D, BLK

2500 Series - Latchbolts

Spring Latches



- 3947**
2-3/4" (70 mm) Backset
Passage Spring Latch
- Square and round corner available
 - 1-1/8" x 2-1/4" (29 mm x 57 mm) faceplate

- 3949**
2-3/8" (60 mm) Backset
Passage Spring Latch
- Square and round corner available
 - 1" x 2-1/4" (25 mm x 57 mm) faceplate



- 3965**
2-3/4" (70 mm) Backset
Privacy Spring Latch
- Square and round corner available
 - 1-1/8" x 2-1/4" (29 mm x 57 mm) faceplate

- 3967**
2-3/8" (60 mm) Backset
Privacy Spring Latch
- Square and round corner available
 - 1" x 2-1/4" (25 mm x 57 mm) faceplate


Dead Latches



- 3948**
2-3/4" (70 mm) Backset
Dead Latch
- Square and round corner available
 - 1-1/8" x 2-1/4" (29 mm x 57 mm) faceplate


- 3950**
2-3/8" (60 mm) Backset
Dead Latch
- Square and round corner available
 - 1" x 2-1/4" (25 mm x 57 mm) faceplate

Optional Drive-In Spring Latches



- 3922**
2-3/4" (70 mm) Backset
Passage Spring Latch


- 3925**
2-3/8" (60 mm) Backset
Passage Spring Latch



- 3923**
2-3/4" (70 mm) Backset
Privacy Spring Latch

- 3926**
2-3/8" (60 mm) Backset
Privacy Spring Latch


Optional Drive-In Dead Latches




- 3924**
2-3/4" (70 mm) Backset
Dead Latch

- 3927**
2-3/8" (60 mm) Backset
Dead Latch

Backset Extension Links



- 3917**
3-3/4" (95 mm) Backset
Extension Link
 For use with 2-3/8" (60 mm) backset latch to achieve 3-3/4" total backset



- 3937**
5" (127 mm) Backset
Extension Link
 For use with 2-3/4" (70 mm) backset latch to achieve 5" total backset



2500 Series - Strikes



3933
T-Strike with Plastic Dust Box
1-1/8" x 2-3/4" (29 mm x 70 mm)



3934
Full Lip Strike
1-5/8" x 2-1/4" (41 mm x 57 mm)



3935
ASA Strike Plate - Standard

- 1-1/4" x 4-7/8" (32 mm x 124 mm)
- 1-5/16" lip
- Other lengths available upon request



3958
Full Lip Strike with Round Corner

- 1-5/8" x 2-1/4" (41 mm x 57 mm)
- 1/4" (6 mm) radius



3959
Faceplate Adapter
Converts 1" (25 mm) to 1-1/8" (28 mm) width


2500 Series - Accessories



3911
Thru-Bolt Jig

THIS PAGE INTENTIONALLY LEFT BLANK.

Hager 3100 Series Grade 1 deadlock is designed and engineered to withstand the most abusive environments. It is the perfect complement to Hager 3400 Series lockset for extra protection against break-in and is backed by a lifetime warranty.



3100 Series - How To Order

3114 2-3/4" US26D US26 SCC KD — —

Function
 14 - Double Cylinder
 15 - Single Cylinder
 18 - Classroom

Product Group
 31 - Deadlock, Grade 1

Finish
 US3
 US4
 US10B
 US26
 US26D

Backset/Faceplate
 2-3/4" (70 mm), SC (Standard)
 2-3/4" (70 mm), RC
 2-3/8" (60 mm), SC
 2-3/8" (60 mm), RC

****Interior Finish**
 (If Different)

Keying
 KA - Keyed Alike
 KD - Keyed Different
 MK - Master Key
 CMK - Construction Master Key
 SK - Customer Specified Keying
 OBC - "0" Bitted Cylinder
 1BC - "1" Bitted Cylinder
 NC - SFIC (Less Core)
 CIC - Construction SFIC Core

Conventional Keyway
 SCC - Schlage C
 AR1 - Arrow
 C60 - Corbin 60
 CL4 - Corbin L4
 SCE - Schlage E
 SCF - Schlage F
 H1 - Hager 1
 H2 - Hager 2
 H3 - Hager 3
 KW1 - Kwikset
 RD1 - Russwin D1
 SGT - Sargent LA
 YAP - Yale E1R (Para)
 YGA - Yale GA
 WE - Weiser E

Options
 6PKEY - 6-pin Keyed
 7PKEY - 7-pin Keyed (Hager)
 IC* - Small Format Interchangeable Core Housing (NC)
 VKC - Visual Key Control
 CKC - Concealed Key Control
 VCKC - Visual/Concealed Key Control

Strike
 — - No Lip (Std)
 ASA - ASA Strike

- Notes:
 1. If masterkeyed, include completed master key form with order (available on page 90 or www.hagerco.com).
 2. For additional keying information, please refer to cylinder, core, and keying section of catalog (page 75).

* Small format interchangeable core sold separately. Available in Best Keyways (A Standard), or Hager Keyways (optional).

Ordering example (less SFIC core): 3114 2-3/4" US26D NC IC
Ordering example (const. core included): 3114 2-3/4" US26D CIC IC7 BLU

** Contact factory for lead time and availability before ordering

3100 SERIES FUNCTION CHART

Function	Function No.	Function Description	ANSI No.
Double Cylinder	14	Deadbolt thrown or retracted by key from either side. Bolt automatically deadlocks when fully thrown.	E2141
Cylinder x Thumbturn	15	Deadbolt thrown or retracted by key from outside or by inside thumbturn. Bolt automatically deadlocks when fully thrown.	E2151
Classroom	18	Deadbolt thrown or retracted by key outside. Inside thumbturn will retract bolt only. Bolt automatically deadlocks when fully thrown.	E2171

3100 Series - Grade 1 Deadlock - Auxiliary

WARRANTY

Lifetime warranty

FEATURES


- Non-handed
- Conventional cylinder or Small Format Interchangeable Core option available

Certifications:

- BHMA Certified ANSI A156.36 Grade 1
- ANSI A250.13 Severe Windstorm Resistant Component
- UL/cUL Listed for all functions up to 3 hours for "A" label single doors
- UL10C Positive Pressure Rated
- ADA - Thumbturn

Options:

- Split finish (Contact Customer Service for availability)
- Additional deadbolts and strikes available



SPECIFICATIONS

Standard Door Prep:

- Cylinder hole: 2-1/8" (54 mm) diameter (bore)
- Latch hole: 1" (25 mm) diameter (coss bore)

Exposed Trim:

Wrought brass or bronze

Mechanism:

Steel, zinc dichromate plating

Keys:

Two operating keys supplied per lock

Cylinders/Cores:

- Brass - Keyed Different - Schlage C Keyway standard
- Cylinder drilled 6-pin, Keyed 5-pin - Standard
- Other keying options, including keyed 6-pin, available from the factory (see Cylinder, Core and Keying section)
- Zero bit cylinders will be 6 pin keyed – standard
- Small Format Interchangeable Core option available
- SFIC uncombined or combined, brass 6- or 7-pin cores sold separately

Door Thickness:

- 1-3/4" - 2" (45 mm - 51 mm) - Standard
- 2" - 2-1/4" (57 mm) available for conventional cylinder - Must specify

Backset:

- 2-3/4" (70 mm) - Standard
- 2-3/8" (60 mm) - Optional

Latchbolt:

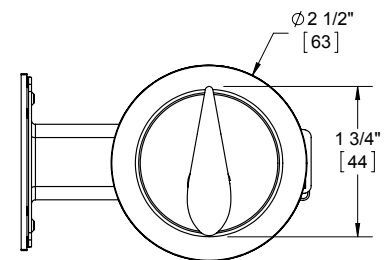
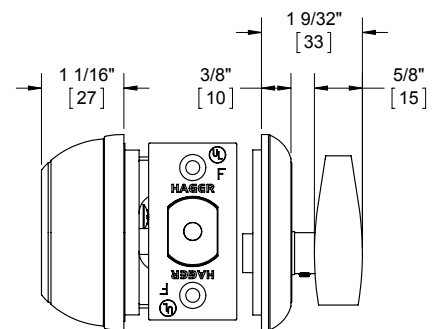
- 1" (25 mm) Throw - Brass with concealed hardened steel roller to prevent sawing or cutting
- 1-1/8" x 2-1/4" (29 mm x 57 mm) Square Corner Faceplate

Strikes:

- 3930 Square Corner, 1-1/8" x 2-3/4" (29 mm x 70 mm) with dustbox - Standard
- 3929 ASA Deadbolt Strike - Optional

Functions:


14 Double Cylinder, 15 Cylinder x Thumbturn, 18 Classroom



FINISHES

US3, US4, US10B, US26, US26D

3100 Series - Latchbolts



3940
2-3/4" (70 mm) Backset Latchbolt - Standard

- Square and round corner available
- 1-1/8" x 2-1/4" (29 mm x 57 mm) faceplate
- Round corner not available in US32/32D

3941
2-3/8" (60 mm) Backset Latchbolt - Optional

- Square and round corner available
- 1" x 2-1/4" (25 mm x 57 mm) faceplate
- Round corner not available in US32/32D




3929
ASA Deadbolt Strike - Optional
1-1/4" x 4-7/8" (32 mm x 124 mm)



3930
Strike Plate - Standard
• 1-1/8" x 2-3/4" (29 mm x 70 mm)
• Dust box included

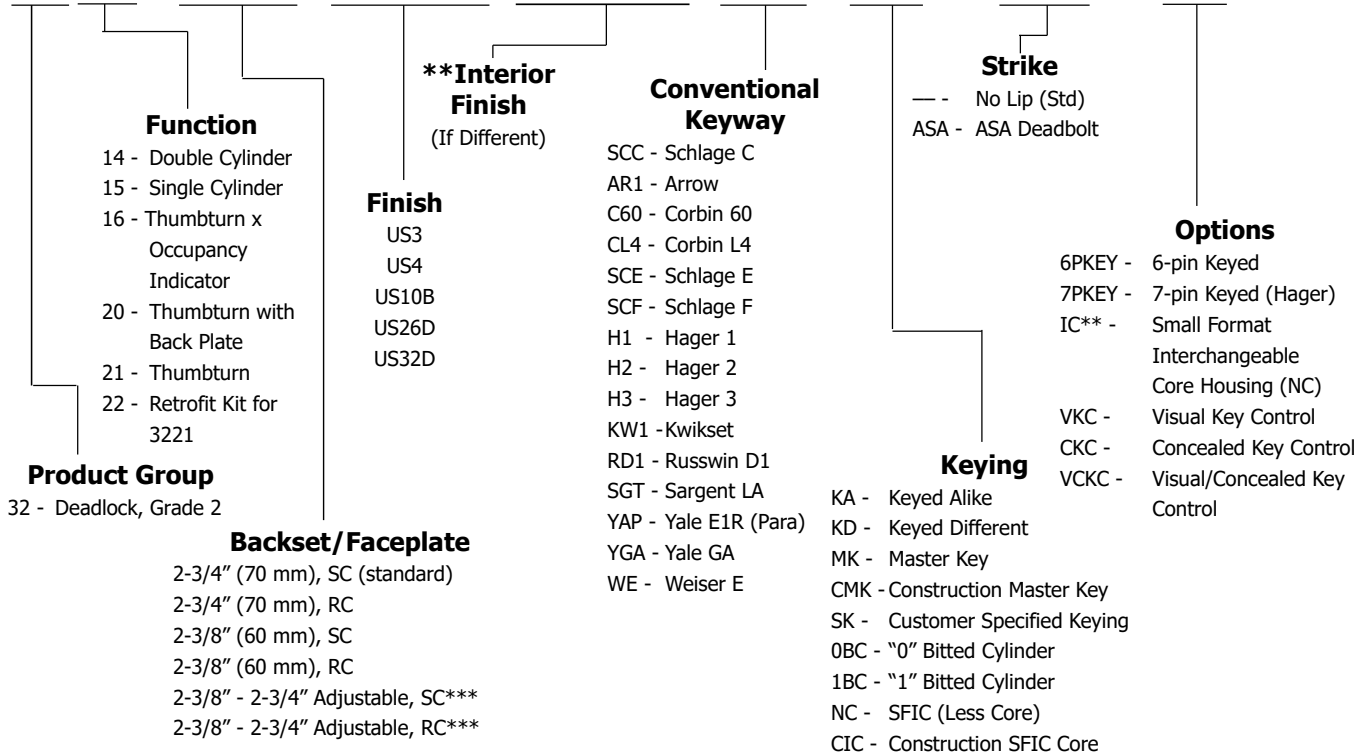
3200 Series

Hager 3200 Series Grade 2 deadlock provides a perfect combination of value and performance and is the ideal choice of lock for typical commercial applications. Our 3200 Series is an economical alternative when Grade 1 is not required. It is a perfect complement to our 3500 Series for extra protection against break-in and is backed by a lifetime warranty.



3200 Series - How To Order

3214 2-3/4" US26D US10B SCC KD - -



Notes:

1. If masterkeyed, include completed master key form sheet with order (available on page 90 or www.hagerco.com).
2. For additional keying information, please refer to cylinder, core, and keying section of catalog (page 75).

* Small format interchangeable core sold separately. Available in Best Keyways (A Standard), or Hager Keyways (optional).

Ordering example (Less SFIC core): 3214 2-3/4" US26D NC IC
Ordering example (Const. core included): 3214 2-3/4" US26D CIC IC7 BLU

** Contact factory for lead time and availability before ordering

*** Adjustable backset deadbolts supplied with 3220 and 3221.

3200 SERIES FUNCTION CHART

Function	Function No.	Function Description	ANSI No.
Double Cylinder	14	Deadbolt thrown or retracted by key from either side. Bolt automatically deadlocks when fully thrown.	E2142
Cylinder x Thumbturn	15	Deadbolt thrown or retracted by key from outside or by inside thumbturn. Bolt automatically deadlocks when fully thrown.	E2152
Thumbturn x Occupancy Indicator	16	Deadbolt operated by thumbturn inside, emergency override key outside. Outside indicator displays "In Use" when deadbolt is thrown and "Vacant" when deadbolt is retracted.	_____
Thumbturn w/ Blank Plate (no cylinder)	20	Deadbolt thrown or retracted by thumbturn only. Outside blank plate. Bolt automatically deadlocks when fully thrown.	E21112
Thumbturn Only (no cylinder)	21	Deadbolt thrown or retracted by thumbturn only. No outside trim. Bolt automatically deadlocks when fully thrown.	E2192

Note: 3222 available for retrofit applications, converting a 3221 into a 3220.

3200 Series - Grade 2 Deadlock - Auxiliary

WARRANTY

Lifetime warranty

FEATURES


- Non-handed
- Conventional cylinder or Small Format Interchangeable Core option available

Certifications:

- BHMA Certified ANSI A156.36 Grade 2
- ANSI A250.13 Severe Windstorm Resistant Component
- UL/cUL Listed for all functions up to 3 hours for "A" label single doors
- UL10C Positive Pressure Rated
 - ADA - Thumbturn

Options:

- Split finish (Contact Customer Service for availability)
- Additional deadbolts and strikes available



SPECIFICATIONS

Standard Door Prep:

- Cylinder hole: 2-1/8" (54 mm) diameter (bore)
- Latch hole: 1" (25 mm) diameter (cross bore)

Exposed Trim:

Wrought brass, bronze or stainless steel

Mechanism:

Steel, zinc dichromate plating

Keys:

Two operating keys supplied per lock

Cylinders/Cores:

- Brass - Keyed Different - Schlage C Keyway standard
- Cylinder drilled 6-pin, Keyed 5-pin - Standard
- Other keying options, including keyed 6-pin, available from the factory (see Cylinder, Core and Keying section)
- Zero bit cylinders will be 6 pin keyed - standard
- Small Format Interchangeable Core option available
- SFIC uncombined or combined, brass 6- or 7-pin cores sold separately

Door Thickness:

- 1-3/4" (45 mm) only - 3214 SFIC and 3216
- 1-3/8" - 1-3/4" (35 mm - 45 mm) - Standard
- 2" - 2-1/4" (51 mm - 57 mm) available for conventional cylinder only - Must specify

Backset:

- 2-3/4" (70 mm) - Standard
- 2-3/8" (60 mm) - Optional
- 2-3/8" - 2-3/4" adjustable backset supplied with 3220 and 3221 (not available on 3214 or 3215)

Latchbolt:

- 1" (25 mm) Throw - Brass with concealed hardened steel roller to prevent sawing or cutting
- 1-1/8" x 2-1/4" (29 mm x 57 mm) square corner faceplate

Strikes:

- 3930 Square Corner, 1-1/8" x 2-3/4" (29 mm x 70 mm) with dustbox - Standard
- 3929 ASA Deadbolt Strike - Optional

Functions:

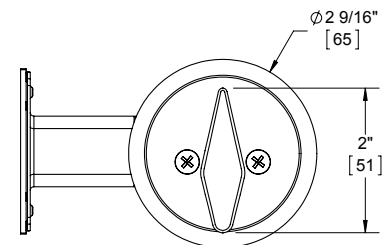
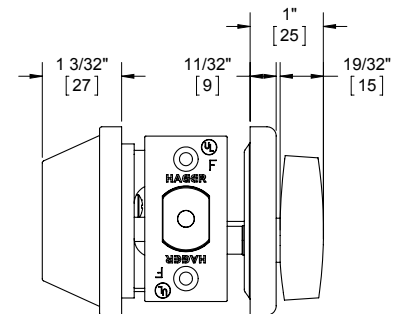
14 Double Cylinder, 15 Cylinder x Thumbturn, 16 Thumbturn x Occupancy Indicator, 20 Thumbturn w/ Blank Plate, 21 Thumbturn Only

Notes:


3222 retrofit kit available for use with 21 function

FINISHES

US3, US4, US10B, US26D, US32D



3200 Series - Latchbolts



3940
2-3/4" (70 mm) Backset Latchbolt - Standard

- Square and round corner available
- 1-1/8" x 2-1/4" (29 mm x 57 mm) faceplate
- Round corner not available in US32D

3941
2-3/8" (60 mm) Backset Latchbolt - Optional

- Square and round corner available
- 1" x 2-1/4" (25 mm x 57 mm) faceplate
- Round corner not available in US32D



3942
2-3/8" (60 mm) - 2-3/4" (70 mm) Adjustable Backset Latchbolt - Standard for 3220 and 3221

- Square and round corner available
- 1-1/8" x 2-1/4" (29 mm x 57 mm) faceplate - Standard
- 1" x 2-1/4" (25 mm x 57 mm) faceplate - Optional
- Round corner not available in US32D



3929
ASA Deadbolt Strike - Optional
 1-1/4" x 4-7/8" (32 mm x 124 mm)



3930
Strike Plate - Standard
 • 1-1/8" x 2-3/4" (29 mm x 70 mm)
 • Dust box included

Hager's 3300 Series Grade 3 tubular leverset is field reversible, with a thru-bolt design for ease of installation. This field reversible lock is designed with thru-bolts to make installation quick and simple. The 3300 Series is offered in three functions — Passage, Privacy, and Single Dummy — with four lever designs — Archer, August, Johnston and Withnell — to provide the perfect solution for suiting with other Grade 1 and Grade 2 products provided by Hager. Vertical markets that may benefit are assisted living facilities as well as multi-family.



3300 Series - How To Order

3353

FUNCTION

- 10 – Passage
- 17 – Single Dummy
- 40 – Privacy

PRODUCT GROUP

33 – Tubular, Grade 3

ADJ

BACKSET

2-3/8" to 2-3/4" Adjustable
SQ and RD corner Faceplate Std

US26D

FINISH

- US15
- US26D
- BLK

AUG




LEVER STYLE

- ARC - Archer
- AUG - August
- *JHN - Johnston
- WTN - Withnell

Notes:

1. 3317 Johnston lever is handed. All others are non-handed

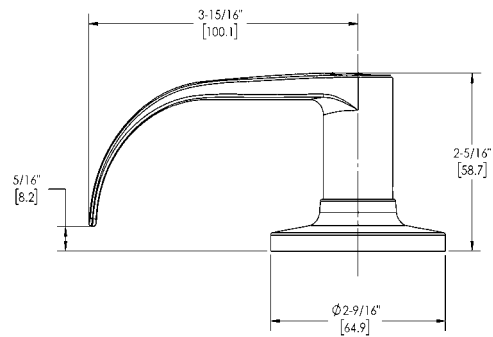

3300 SERIES FUNCTION CHART

Function	Function No.	Function Description
Non-Keyed		
	10	Latchbolt operated by lever from either side at all times.
	17	Pull one side, no mechanical operation.
	40	Latchbolt operated by lever from either side. Outside lever is locked and unlocked by turn button inside and can also be unlocked by emergency coin turn release outside. Closing door does not release turn button.

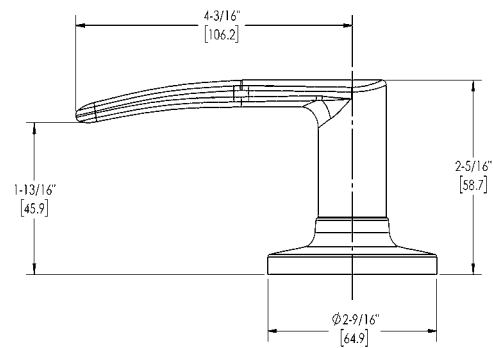

* Passage function meets ADA requirements

3300 Series - Lever Options

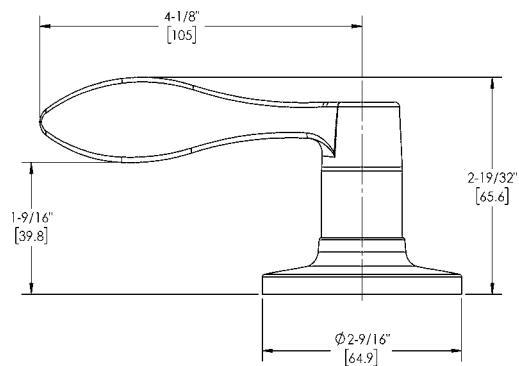

ARCHER LEVER



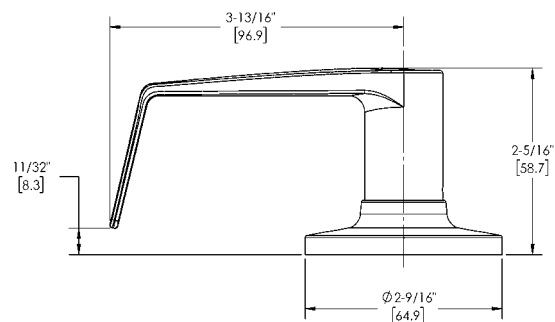
AUGUST LEVER



JOHNSTON LEVER



WITHNELL LEVER



3300 SERIES - Grade 3 Tubular Leverset

FEATURES

- Field reversible (exception of 3317 Johnston)
- Thru-bolt design for ease of installation
- Standard 4-way latch provides versatility for most retrofit applications

Applications

- Multi-Family
- Assisted Living Facilities
- Hospitality

Certifications:

- Meets BHMA ANSI 156.2, Grade 3 test standards
- ADA compliant ANSI A117.1 Accessibility Code

Lever Options:

Archer, August, Johnston, Withnell



SPECIFICATIONS

Standard Door Prep:

- 2-1/8" (54 mm) diameter (bore)
- Latch hole: 1" (25 mm) diameter (cross bore)

Door Handing:

- Non-handed, except for the Johnston Single Dummy

Exposed Trim:

- Levers: Solid Cast Zinc
- Rose: Brass

Rose Diameter:

2-9/16" (65 mm)

Door Thickness:

- 1-3/8" - 1-3/4" (35 mm - 45 mm)

Backset:

- 1" x 2-1/4" (25mm x 57mm) Faceplate
- 2-3/8" to 2-3/4" (60mm to 70mm) adjustable
- 4-Way design (Square corner & Round corner faceplate provided)

Strikes:

- Round Corner Full Lip Standard
- Square Corner Full Lip and Tee Strike available separately

Functions:

Passage, Privacy, Single Dummy

Packaging:

Box packed

Warranty:


One year

FINISHES

US15, US26D, BLK

3400 Series

Hager 3400 Series Grade 1 lock is designed and engineered to withstand the most abusive environments. We've categorized it 'extra heavy duty' and you can rest assured that it has been tested against heavy use, impact, strength, resistance, and abuse. We're so confident in our 3400 Series lock, it's backed by a lifetime warranty. The exceptional quality of our 3400 Series lock has made it incredibly successful in application after application across the country and around the globe.



3400 Series - How To Order

3453 2-3/4" US26D US26 WTN SCC KD ASA —











<p>Function</p> <ul style="list-style-type: none"> 10 - Passage 17 - Single Dummy 40 - Privacy 50 - Entry/Office 53 - Entry 70 - Classroom 73 - Corridor 80 - Storeroom 95 - Intruder Classroom 	<p>Finish</p> <ul style="list-style-type: none"> US3 US4 US10B US26 US26D BLK 	<p>Interior Finish (If Different)</p>	<p>Conventional Keyway</p> <ul style="list-style-type: none"> SCC - Schlage C AR1 - Arrow C60 - Corbin 60 CL4 - Corbin L4 SCE - Schlage E SCF - Schlage F H1 - Hager 1 H2 - Hager 2 H3 - Hager 3 KW1 - Kwikset RD1 - Russwin D1 SGT - Sargent LA YAP - Yale E1R (Para) YGA - Yale GA WE - Weiser E 	<p>Strike</p> <ul style="list-style-type: none"> ASA - ASA (Standard) FULL - SQ Corner Full Lip FLRC - RD Corner Full Lip TEE - TEE 	<p>Options</p> <ul style="list-style-type: none"> TW - Tactile Warning LL - Leadlined ELEU - Fail Safe/Secure 12/24 RX - Request to Exit ELEURX - Fail Safe/Secure 12/24 with RX 6PKEY - 6-pin Keyed 7PKEY - 7-pin Keyed (Hager Only) IC* - Small Format Interchangeable Core Prep LFIC** - Large Format Interchangeable Core Prep ANTI - Antimicrobial Coating (26D only) VKC - Visual Key Control CKC - Concealed Key Control VCKC - Visual/Concealed Key Control
<p>Backset/Faceplate</p> <ul style="list-style-type: none"> 2-3/4" (70 mm), SC (Standard) 2-3/4" (70 mm), RC 2-3/8" (60 mm), SC 2-3/8" (60 mm), RC 	<p>Lever Style</p> <ul style="list-style-type: none"> ARC - Archer Lever AUG - August Lever WTN - Withnell Lever 	<p>Keying</p> <ul style="list-style-type: none"> KA - Keyed Alike KD - Keyed Different MK - Master Key CMK - Construction Master Key SK - Customer Specified Keying OBC - "0" Bitted Cylinder 1BC - "1" Bitted Cylinder CIC - Construction IC Core NC - SFIC (Less Core) LF - LFIC (Less Core) 			
<p>Product Group</p> <ul style="list-style-type: none"> 34 - Cylindrical, Grade 1 					

- Notes:
1. If masterkeyed, include completed master key form with order (available on page 90 or www.hagerco.com).
 2. For additional keying information, please refer to cylinder, core, and keying section of catalog (page 75).
 3. Interchangeable construction core will be included with the lockset if "CIC" is specified in keying section. Customer must specify BLUE or RED color. BLACK is standard color for LFIC construction core.

* Small format interchangeable core sold separately. Available in Best Keyways (A Standard) or Hager Keyways (optional).
 ** Large format interchangeable core sold separately. Available in Schlage C Keyway only.

Ordering example (Lock Less Core) : 3453 2-3/4" US26D WTN NC ASA IC
: 3453 2-3/4" US26D WTN LF ASA LFIC
Ordering example (Const Core Included) : 3453 2-3/4" US26D WTN CIC ASA IC7 BLU
: 3453 2-3/4" US26D WTN CIC ASA LFIC BLK

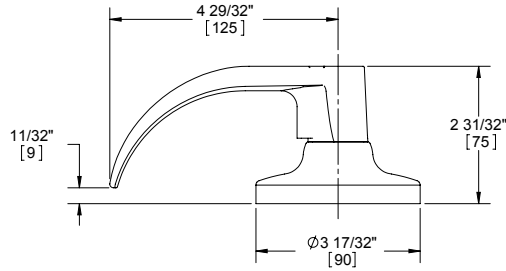
3400 Series - Function Chart

Function	Function No.	Function Description	ANSI No.	
Non-Keyed				
	Passage	10	Latchbolt operated by lever from either side at all times.	F75
	Dummy - Single	17	Pull one side, no mechanical operation.	-
	Privacy	40	Latchbolt operated by lever from either side. Outside lever is locked by push button inside and unlocked by emergency release outside, operating inside lever or closing door.	F76A
Keyed				
	Entry/Office	50	Deadlocking latchbolt operated by lever from either side except when outside lever is locked by push button on inside lever. When outside lever is locked, operating key in outside lever or operating inside lever unlocks push button. Closing door does not release push button.	F82A
	Entry	53	Deadlocking latchbolt by lever either side, except when turn button inside locks outside lever. Pushing turn button in locks outside lever, requiring use of key outside to unlock. (Lever handle is freewheeling in locked position.) Turning inside lever unlocks outside lever. Pushing in and turning button locks outside lever, requiring key at all times. Turning inside lever does not unlock outside lever until button is manually turned to unlocked position. Inside lever always operates latchbolt.	F109
	Classroom	70	Deadlocking latchbolt operated by lever from either side except when outside lever is locked from outside by key. When outside lever is locked, latchbolt is operated by inside lever.	F84
	Corridor	73	Deadlocking latchbolt operated by lever from either side except when outside lever is locked by key in outside lever or by push button on inside. Key in outside lever locks or unlocks outside lever. Operating inside lever releases push button. Closing door releases push button. Inside lever always operates latchbolt.	F90
	Storeroom	80	Deadlocking latchbolt operated by key in outside lever, or by operating inside lever. Outside lever is always locked. Inside lever is always unlocked.	F86
	Institution	82	Deadlocking latchbolt operated by key from either side. Both levers are locked at all times.	F87
	Intruder Classroom*	95	Deadlocking latchbolt operated by lever from either side. Key either inside or outside locks or unlocks outside lever. Inside lever always operates latchbolt.	F110

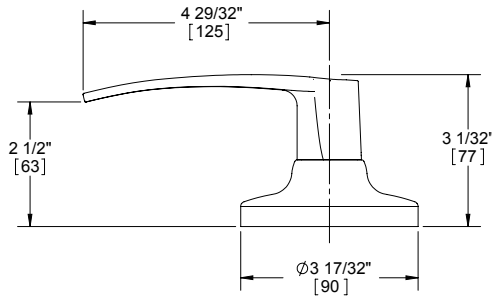
Notes: *Intruder Classroom includes locking direction indicator stamped on the inside rose standard.

3400 Series - Lever Options

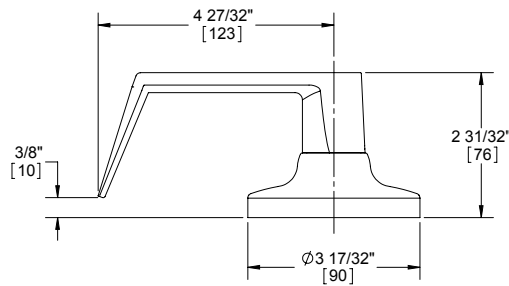
ARCHER LEVER



AUGUST LEVER



WITHNELL LEVER



Optional tactile warning available on all lever styles (only outside lever will include raised surfaces unless otherwise specified).

3400 Series - Grade 1 Cylindrical - Heavy Duty

WARRANTY

Lifetime warranty

FEATURES

- Heavy duty commercial, industrial, institutional
- No exposed mounting screws
- Non-handed
- Conventional cylinder, Small Format Interchangeable Core, and Large Format Interchangeable Core option available

Certifications:


- BHMA Certified ANSI A156.2 Series 4000 Grade 1
- ADA Compliant ANSI A117.1 Accessibility Code
- ANSI A250.13 Severe Windstorm Resistant Component
- UL/cUL Listed for all functions up to 3 hours for "A" label doors
- UL10C Positive Pressure Rated

Lever Options:

Archer, August, Withnell levers

Options:

- Lead lined
- Tactile warning
- Antimicrobial coating (26D finish only)
- Split finish
- Additional latchbolts and strikes available



SPECIFICATIONS

Standard Door Prep:

- 2-1/8" (54 mm) diameter (bore)
- Latch hole: 1" (25 mm) diameter (cross bore)

Exposed Trim:

- Levers: Cast zinc
- Rose: Wrought brass or stainless steel

Rose Diameter:

3-17/32" (90 mm) levers

Lock Chassis:

- Heavy gauge steel, zinc dichromated for corrosion resistance
- Free wheeling
- Thru-bolt mounting

Keys:

Two operating keys supplied per lock

Cylinders/Cores:

- Brass 6-pin, keyed different - Schlage C Keyway - Standard
- Cylinder drilled 6-pin, Keyed 5-pin - Standard
- Other keying options, including keyed 6-pin, available from factory (see cylinder, core and keying section)
- Zero bit cylinders will be 6 pin keyed - standard
- Small Format Interchangeable Core option available
- SFIC uncombined or combined, brass 6- or 7-pin cores sold separately
- Large Format Interchangeable Core option available - leversets only
- LFIC zero bitted or combined, brass 6-pin cores sold separately - Schlage C only

Door Thickness:

• 1-3/8" - 2" (35 mm - 51 mm)

Backset:

- 2-3/4" (70 mm) - Standard
- 2-3/8" (60 mm) - Optional
- 3-3/4" (94 mm) - Optional
- 5" (128 mm) - Optional

Latchbolt:

- 1/2" (13 mm) throw, stainless steel
- 1-1/8" x 2-1/4" (29 mm x 57 mm) faceplate
- Square corner faceplates standard, round corner available
- Deadlocking latchbolt prevents manipulation when door is closed; keyed functions only
- 3/4" (18 mm) latch available

Strike:

3935 ASA 1-1/4" x 4-7/8" (32 mm x 124 mm) strike - Standard

Functions:

10 Passage, 17 Dummy, 40 Privacy, 50 Entry/Office, 53 Entry, 70 Classroom, 73 Corridor, 80 Storeroom, 95 Intruder Classroom

FINISHES

- US3, US4, US10B, US26, US26D, BLK

3400 Series - Electrified - Grade 1 Cylindrical Heavy Duty

WARRANTY

- Lifetime warranty on mechanical locking components
- One-year warranty on electric components

FEATURES

- Deadlocking latchbolt
- Key override allows latchbolt to be momentarily retracted with the key even though electrically locked. Note that locks that are electrically unlocked may not be locked via the key cylinder.
- Inside lever always allows egress
- Interface with life-safety systems
- Motorized locking and unlocking allows for lower power consumption



Function: 80 - Storeroom

Applications:

- Provides remote locking and unlocking ideal for access control where added security is necessary
- Stairtower doors
- Office doors
- Classrooms
- Elevator lobby doors
- Computer rooms
- Hospital equipment rooms
- Pharmaceutical storage rooms

Voltage:

- 3480ELEU - 12-24V AC/DC (250mA MAX in rush and 10mA MAX holding)
- 3480RX - 125 VAC (3A) - 30VDC (2A)

FINISHES

US3, US4, US10B, US26, US26D, BLK

Function	Function No.	Function Description
Storeroom - Fail Safe/Fail Secure 12V/24V	3480ELEU	Outside lever continuously locked (EL) or unlocked (EU) by 12 or 24V. Latchbolt retracted by key outside or lever inside. Auxiliary latch deadlocks latchbolt when door is closed. Inside always free for immediate egress.
Storeroom - Request to Exit	RX	Single switch (SPDT) mounted inside the spring cage monitors inside lever rotation to send a signal for a variety of applications: Shunt an alarm, sound an alarm, release an electromagnetic lock or signal a console.

Note: Quick connect option is available. Locks will have molex connector attached to allow rapid installation of locks when used with Hager harness cable. See price book for details.

3400 Series - Power Supplies

See power supply area within the Electrified Products section for more details on our full selection of power supplies. Hager 2903, 2908 and 2909 power supplies are designed to power locking devices. Their features include:

- UL Listed
- Filtered/regulated 24VDC
- Overload protection
- Over voltage protection
- Short circuit protection
- Surge suppression on Fail Safe and Fail Secure outputs
- Fire alarm input standard

2903 Power Supply Includes:

- 24VDC, 2Amp
- Automatically accepts 120 or 240VAC input
- Auxiliary 24VDC output for stand alone devices
- Switch 24VDC outputs for fail safe or fail secure locking hardware
- Surge suppression on Fail Safe and Fail Secure outputs

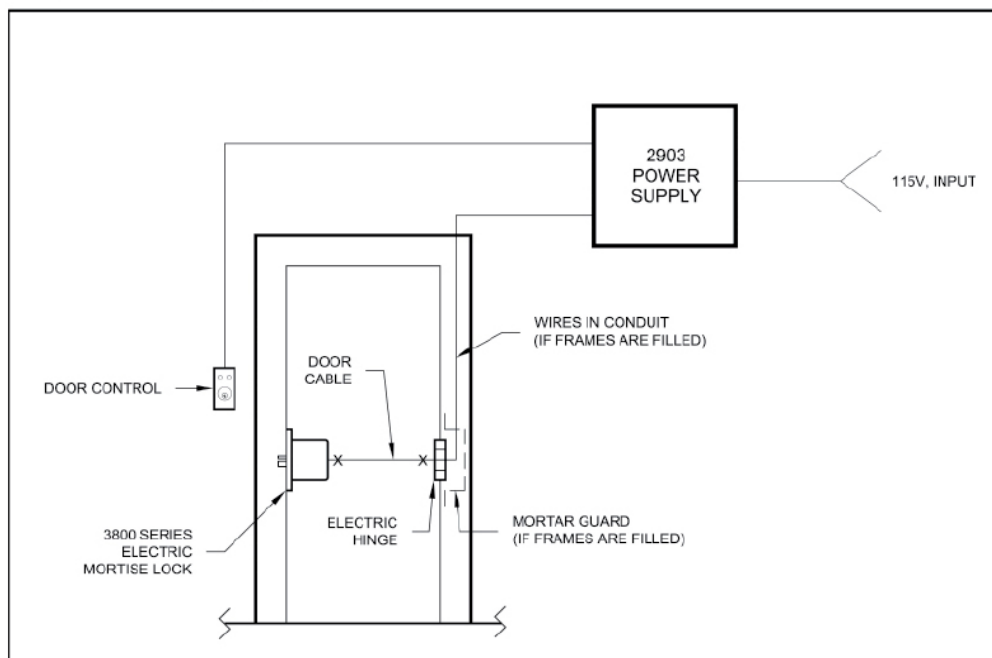
2908 Power Supply Includes:

- Field selectable 12VDC or 24VDC, 1Amp
- 115VAC standard (230VAC optional)
- Separate PTC protected charging for battery backup
- LED status indicator
- Modular design allows optional components to fit any application (see Electrified Catalog for a full list of components)

2909 Power Supply Includes:

- Field selectable 12VDC or 24VDC, 2Amp
- 115VAC standard (230VAC optional)
- Separate PTC protected charging for battery backup
- LED status indicator
- Modular design allows optional components to fit any application (see Electrified Catalog for a full list of components)

Hager Locking System



2903

3400 Series - Latchbolts

Spring Latches



3943
2-3/4" (70 mm) Backset
Passage Spring Latch - Standard
 • Square and round corner available
 • 1-1/8" x 2-1/4" (29 mm x 57 mm) faceplate


3945
2-3/8" (60 mm) Backset
Passage Spring Latch
 • Square and round corner available
 • 1-1/8" x 2-1/4" (29 mm x 57 mm) faceplate




3964
2-3/4" (70 mm) Backset
Privacy Spring Latch - Standard
 • Square and round corner available
 • 1-1/8" x 2-1/4" (29 mm x 57 mm) faceplate

3966
2-3/8" (60 mm) Backset
Privacy Spring Latch
 • Square and round corner available
 • 1-1/8" x 2-1/4" (29 mm x 57 mm) faceplate

Backset Extension Links




3916
3-3/4" (95 mm) Backset
Extension Link
 Must use with 2-3/8" (60 mm) backset latch to achieve 3-3/4" total backset




3936
5" (127 mm) Backset
Extension Link
 Must use with 2-3/4" (70 mm) backset latch to achieve 5" total backset

Dead Latches




3932
2-3/4" (70 mm) Backset
Dead Latch
 • 3/4" (18 mm) throw
 • Square corner only
 • For use on fire rated pairs of doors
 • 1-1/8" x 2-1/4" (29 mm x 57 mm) faceplate



3944
2-3/4" (70 mm) Backset
Dead Latch - Standard
 • Square and round corner available
 • For use with all keyed functions other than corridor
 • 1-1/8" x 2-1/4" (29 mm x 57 mm) faceplate

3946
2-3/8" (60 mm) Backset
Dead Latch
 • Square and round corner available
 • For use with all keyed functions other than corridor
 • 1-1/8" x 2-1/4" (29 mm x 57 mm) faceplate



3992
2-3/8" (60 mm) Backset
Dead Latch - Corridor Function Only
 • Square and round corner available
 • 1-1/8" x 2-1/4" (29 mm x 57 mm) faceplate

3993
2-3/4" (70 mm) Backset
Dead Latch - Corridor Function Only
 • Square and round corner available
 • 1-1/8" x 2-1/4" (29 mm x 57 mm) faceplate

Notes: All Grade 1 latchbolts supplied with 1-1/8" (29 mm) x 2-1/4" (57 mm) faceplates.

3400 Series - Strikes



3933

T-Strike with Plastic Dust Box

- 1-1/8" x 2-3/4" (29 mm x 70 mm)
- Dust box included



3934

Full Lip Strike

- 1-5/8" x 2-1/4" (41 mm x 57 mm)



3935

Standard ASA Strike Plate

- 1-1/4" x 4-7/8" (32 mm x 124 mm)
- 1-5/16" lip
- Other lengths available upon request



3958

Full Lip Strike with Round Corner

- 1-5/8" x 2-1/4" (41 mm x 57 mm)
- 1/4" (6 mm) radius

3400 Series - Accessories



3911


Thru-Bolt Jig

For lever set only

THIS PAGE INTENTIONALLY LEFT BLANK.

3500 Series

Hager 3500 Series Grade 2 lock provides a perfect combination of value and performance and is the ideal choice of lock for typical commercial applications. It is an economical alternative to Grade 1 when Grade 1 is not required. Our 3500 Series lock offers superior dependability and is backed by a lifetime warranty.



3500 Series - How To Order

3553 2-3/4" US26D US26 WTN SCC KD ASA -












<p>Function</p> <ul style="list-style-type: none"> 10 - Passage 17 - Single Dummy 25 - Exit 27 - Double Dummy 40 - Privacy 50 - Entry/Office 53 - Entry 70 - Classroom 73 - Corridor 79 - Keyed Communicating 80 - Storeroom <p>Backset/Faceplate</p> <ul style="list-style-type: none"> 2-3/4" (70 mm), SC (standard) 2-3/4" (70 mm), RC 2-3/4" (70 mm) Drive-In 2-3/8" (60 mm), SC 2-3/8" (60 mm), RC 2-3/8" (60 mm) Drive-In <p>Product Group</p> <p>35 - Cylindrical, Grade 2</p>	<p>Interior Finish (If Different)</p> <p>Finish</p> <ul style="list-style-type: none"> US3 - Knob/Lever US4 US10B US26 US26D US32D - Knob Only BLK 	<p>Conventional Keyway</p> <ul style="list-style-type: none"> SCC - Schlage C AR1 - Arrow C60 - Corbin 60 CL4 - Corbin L4 SCE - Schlage E SCF - Schlage F H1 - Hager 1 H2 - Hager 2 H3 - Hager 3 KW1 - Kwikset RD1 - Russwin D1 SGT - Sargent LA YAP - Yale E1R (Para) YGA - Yale GA WE - Weiser E <p>Lever Style</p> <ul style="list-style-type: none"> APL - Apollo Knob ARC - Archer Lever AUG - August Lever WTN - Withnell Lever 	<p>Strike</p> <ul style="list-style-type: none"> ASA - ASA (standard) FULL - SQ Corner Full Lip FLRC - RD Corner Full Lip TEE - TEE <p>Options</p> <ul style="list-style-type: none"> TW - Tactile Warning LL - Leadlined 6PKEY - 6-pin Keyed 7PKEY - 7-pin Keyed (Hager) IC* - Small Format Interchangeable Core Prep ANTI - Antimicrobial Coating (26D Only) VKC - Visual Key Control CKC - Concealed Key Control VCKC - Visual/Concealed Key Control <p>Keying</p> <ul style="list-style-type: none"> KA - Keyed Alike KD - Keyed Different MK - Master Key CMK - Construction Master Key SK - Customer Specified Keying 0BC - "0" Bitted Cylinder (Conventional Only) 1BC - "1" Bitted Cylinder (Conventional Only) NC - SFIC (Less Core) CIC - Construction SFIC Core
---	---	--	---

- Notes:
1. If masterkeyed, include completed master key form with order (available on page 90 or www.hagerco.com).
 2. For additional keying information, please refer to cylinder, core, and keying section of catalog (page 75).
 3. Interchangeable construction core will be included with the lockset if "CIC" is specified in keying section. Customer must specify BLUE or RED color.

* Small format interchangeable core sold separately. Available in Best Keyways (A Standard) or Hager Keyways (optional).

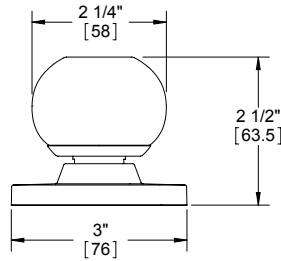
Ordering example (Lock Less Core): 3553 2-3/4" US26D WTN NC ASA IC
Ordering example (Const Core Included): 3553 2-3/4" US26D WTN CIC ASA IC7 BLU

3500 Series - Function Chart

Function	Function No.	Function Description	ANSI No.	
Non-Keyed				
	Passage	10	Latchbolt operated by lever from either side at all times.	F75
	Dummy - Single	17	Pull one side, no mechanical operation (back to back).	-
	Exit	25	Blank plate outside (13/16" [31 mm] projection). Inside lever always unlocked.	F111
	Dummy - Double	27	Pull both sides. No mechanical operation (back to back).	-
	Privacy	40	Latchbolt operated by lever from either side. Outside lever is locked by push button inside and unlocked by emergency release outside, operating inside lever or closing door.	F76A
Keyed				
	Entry/Office	50	Deadlocking latchbolt operated by lever from either side except when outside lever is locked by push button on inside lever. When outside lever is locked, operating key in outside lever or operating inside lever unlocks push button and retracts latchbolt. Closing door does not release push button.	F82A
	Entry	53	Deadlocking latchbolt by lever either side, except when turn button inside locks outside lever. Pushing turn button in locks outside lever, requiring use of key outside to unlock (lever handle is freewheeling in locked position). Turning inside lever unlocks outside lever. Pushing in and turning button locks outside lever, requiring key at all times. Turning inside lever does not unlock outside lever until button is manually turned to unlocked position. Inside lever always operates latchbolt.	F109
	Classroom	70	Deadlocking latchbolt operated by lever from either side except when outside lever is locked from outside by key. When outside lever is locked, latchbolt is operated by inside lever.	F84
	Corridor	73	Deadlocking latchbolt operated by lever from either side except when outside lever is locked by key in outside lever or by push button. Key in outside lever locks or unlocks outside lever. Operating inside lever releases push button. Closing door releases push button. Inside lever always operates latchbolt.	F90
	Keyed Communicating	79	Deadlocking latchbolt by inside lever except when locked by key. Non-removable blank plate outside (13/16" [31 mm] projection).	F113
	Storeroom	80	Deadlocking latchbolt operated by key in outside lever, or by operating inside lever. Outside lever is always locked. Inside lever is always unlocked.	F86

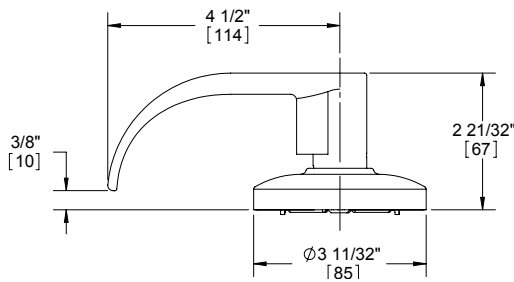
3500 Series - Lever Options

APOLLO KNOB

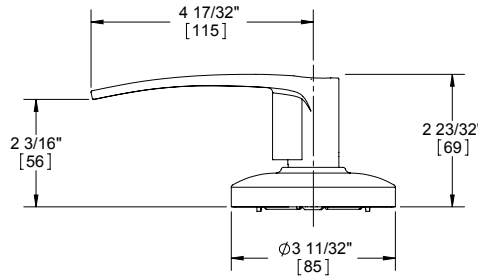


SFIC not available in US3 finish

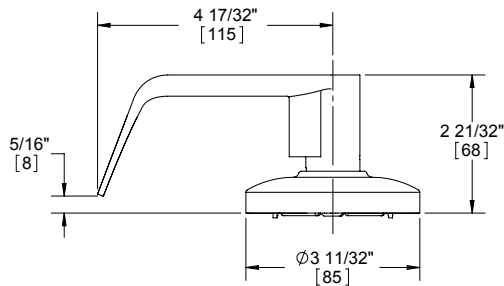
ARCHER LEVER



AUGUST LEVER



WITHNELL LEVER



Notes: Optional tactile warning available on all lever styles (only outside lever will include raised surfaces unless otherwise specified).

3500 Series - Grade 2 Cylindrical - Standard Duty Commercial

WARRANTY

Lifetime warranty

FEATURES

- No exposed mounting screws
- Non-handed
- Conventional cylinder or Small Format Interchangeable Core option available

Certifications:


- BHMA Certified ANSI A156.2 Series 4000 Grade 2
- ADA Compliant ANSI A117.1 Accessibility Code (levers only)
- ANSI A250.13 Severe Windstorm Resistant Component
- UL/cUL Listed for all functions up to 3 hours for "A" label single doors
- UL10C Positive Pressure Rated

Lever Options:

Apollo knob; Archer, August, Withnell levers

Options:

- Lead lined (leversets only)
- Tactile warning (levers only)
- Antimicrobial coating (26D finish only)
- Split finish
- Additional latchbolts and strikes available



SPECIFICATIONS

Standard Door Prep:

- 2-1/8" (54 mm) diameter (bore)
- Latch hole: 1" (25 mm) diameter (cross bore)

Exposed Trim:

- Knobs: Wrought brass or stainless steel
- Levers: Cast zinc
- Rose: Wrought brass or stainless steel

Rose Diameter:

3-11/32" (85 mm) levers; 3" (76 mm) knobs

Lock Chassis:

- Heavy gauge steel, zinc dichromated for corrosion resistance
- Free wheeling (levers only)
- Removable thru-bolts (Note: Failure to install thru-bolts and removable screw posts voids BHMA certification, UL rating and warranty)

Keys:

Two operating keys supplied per lock

Cylinders/Cores:

- Brass - keyed different - Schlage C Keyway - Standard
- Cylinder drilled 6-pin, keyed 5-pin - Standard
- Other keying options, including keyed 6-pin, available from factory (see cylinder, core and keying section)
- Zero bit cylinders will be 6 pin keyed - standard
- Small Format Interchangeable Core option available
- SFIC uncombined or combined, brass 6- or 7-pin cores sold separately

Door Thickness:

- Knobs: 1-3/8" - 1-3/4" (35 mm - 45 mm)
- Levers: 1-3/8" - 2" (35 mm - 51 mm)

Backset:

- 2-3/4" (70 mm) - Standard
- 2-3/8" (60 mm) - Optional
- 3-3/4" (94 mm) - Optional
- 5" (128 mm) - Optional

Latchbolt:

- 1/2" (13 mm) throw, stainless steel
- 1-1/8" x 2-1/4" (29 mm x 57 mm) faceplate for 2-3/4" (70 mm) backset
- 1" x 2-1/4" (25 mm x 57 mm) faceplate for 2-3/8" (60 mm) backset
- Deadlocking latchbolt prevents manipulation when door is closed; keyed functions and 25 function only
- Square corner faceplate standard, round corner available
- 3/4" (18 mm) latch available

Strike:

3935 ASA 1-1/4" x 4-7/8" (32 mm x 124 mm) strike - Standard

Functions:

10 Passage, 17 Dummy, 25 Exit (only), 27 Double Dummy (levers only), 40 Privacy, 50 Entry/Office, 53 Entry, 70 Classroom, 73 Corridor (levers only), 79 Keyed Communicating (levers only), 80 Storeroom (Notes: Blank plate projection is 13/16" for function 25)

FINISHES

- US3, US4, US10B, US26, US26D, BLK (levers only)
- US3, US32D (knobs only)

3500 Series - Latchbolts

Spring Latches



- 3947**
2-3/4" (70 mm) Backset
Passage Spring Latch
- Square and round corner available
 - 1-1/8" x 2-1/4" (29 mm x 57 mm) faceplate

- 3949**
2-3/8" (60 mm) Backset
Passage Spring Latch
- Square and round corner available
 - 1" x 2-1/4" (25 mm x 57 mm) faceplate



- 3965**
2-3/4" (70 mm) Backset
Privacy Spring Latch
- Square and round corner available
 - 1-1/8" x 2-1/4" (29 mm x 57 mm) faceplate

- 3967**
2-3/8" (60 mm) Backset
Privacy Spring Latch
- Square and round corner available
 - 1" x 2-1/4" (25 mm x 57 mm) faceplate

Dead Latches



- 3948**
2-3/4" (70 mm) Backset
Dead Latch
- Square and round corner available
 - 1-1/8" x 2-1/4" (29 mm x 57 mm) faceplate
 - For use with all keyed functions other than corridor


- 3950**
2-3/8" (60 mm) Backset
Dead Latch
- Square and round corner available
 - 1" x 2-1/4" (25 mm x 57 mm) faceplate
 - For use with all keyed functions other than corridor



- 3995**
2-3/4" (70 mm) Backset
Dead Latch - Corridor Function Only
- Square and round corner available
 - 1-1/8" x 2-1/4" (29 mm x 57 mm) faceplate


- 3994**
2-3/8" (60 mm) Backset
Dead Latch - Corridor Function Only
- Square and round corner available
 - 1" x 2-1/4" (25 mm x 57 mm) faceplate

Optional Drive-In Spring Latches



- 3922**
2-3/4" (70 mm) Backset
Passage Spring Latch

- 3925**
2-3/8" (60 mm) Backset
Passage Spring Latch



- 3923**
2-3/4" (70 mm) Backset
Privacy Spring Latch

- 3926**
2-3/8" (60 mm) Backset
Privacy Spring Latch

Optional Drive-In Dead Latches



- 3924**
2-3/4" (70 mm) Backset
Dead Latch
- For use with all keyed functions other than corridor

- 3927**
2-3/8" (60 mm) Backset
Dead Latch
- For use with all keyed functions other than corridor




- 3996**
2-3/8" (60 mm) Backset
Dead Latch - Corridor Function Only

- 3997**
2-3/4" (70 mm) Backset
Dead Latch - Corridor Function Only

3500 Series - Latchbolts


3500 Series - Strikes

Backset Extension Links



3917
3-3/4" (95 mm) Backset
Extension Link

Must use with 2-3/8" (60 mm) backset latch to achieve 3-3/4" total backset



3937
5" (127 mm) Backset
Extension Link

Must use with 2-3/4" (70 mm) backset latch to achieve 5" total backset



3933

T-Strike with Plastic Dust Box

- 1-1/8" x 2-3/4" (29 mm x 70 mm)
- Dust box included



3934

Full Lip Strike

1-5/8" x 2-1/4" (41 mm x 57 mm)



3935

Standard ASA Strike Plate

- 1-1/4" x 4-7/8" (32 mm x 124 mm)
- 1-5/16" lip
- Other lengths available upon request



3958

Full Lip Strike with Round Corner

- 1-5/8" x 2-1/4" (41 mm x 57 mm)
- 1/4" (6 mm) radius


3500 SERIES ACCESSORIES



3959

Faceplate Adapter

Converts 1" (25 mm) to 1-1/8" (28 mm) width



3912


Thru-Bolt Jig

For 3500 Series lever set only

THIS PAGE INTENTIONALLY LEFT BLANK.

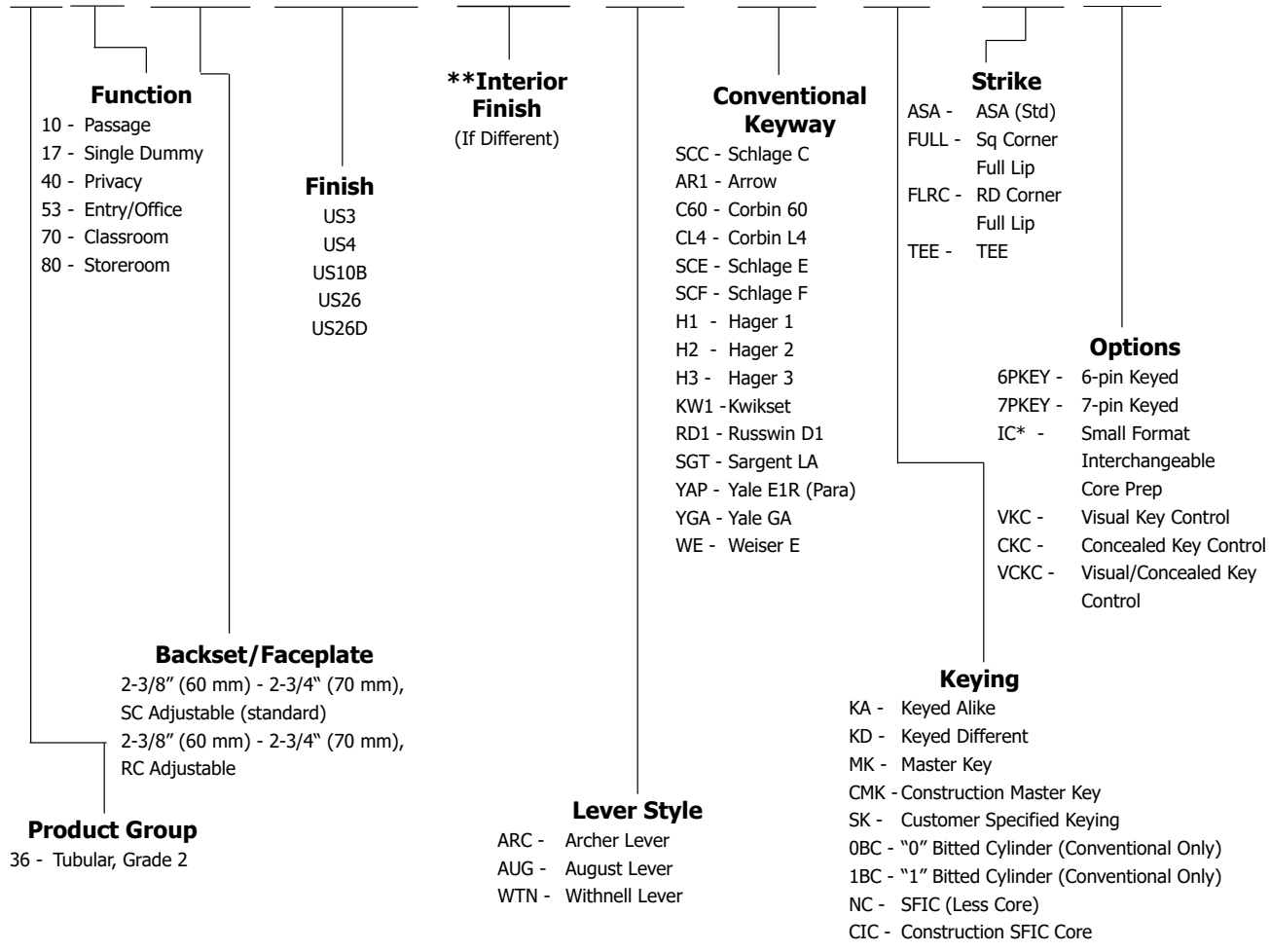
3600 Series

Hager 3600 Series Grade 2 tubular lockset provides the necessary security and dependability of a commercial lock with a more residential look. It is well suited for medium duty commercial or heavy duty residential applications such as multi-family housing.



3600 Series - How To Order

3653 ADJ US26D US26 ARC SCC KD ASA -



Notes:

1. If masterkeyed, include completed master key form with order (available on page 90 or www.hagerco.com).
2. For additional keying information, please refer to cylinder, core, and keying section of catalog (page 75).







* Small format interchangeable core sold separately. Available in Best Keyways (A Standard) or Hager Keyways (optional).

Ordering example (Less SFIC Core): 3653 ADJ US26D WTN NC ASA IC

Ordering example (Const. Core Included): 3653 ADJ US26D WTN CIC ASA IC7 BLU

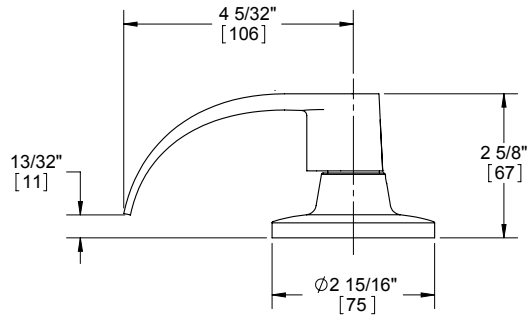
** Contact factory for lead time and availability before ordering

3600 Series - Function Chart

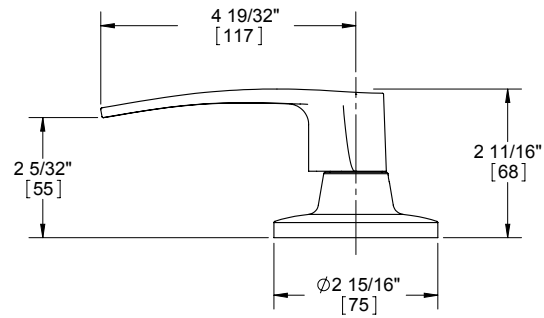
Function	Function No.	Function Description	ANSI No.	
Non-Keyed				
	Passage	10	Latchbolt operated by lever from either side at all times.	F75
	Dummy - Single	17	Pull one side, no mechanical operation.	-
	Privacy	40	Latchbolt operated by lever from either side. Outside lever is locked by push button inside and unlocked by emergency release outside or operating inside lever.	F76B
Keyed				
	Entry/Office	53	Deadlocking latchbolt operated by lever from either side except when outside lever is locked by push button on inside. When outside lever is locked, operating key in outside lever unlocks locking device. Locking device shall automatically release when inside lever is operated. Closing door does not release push button.	F82A
	Classroom	70	Deadlocking latchbolt operated by lever from either side except when outside lever is locked from outside by key. When outside lever is locked, latchbolt is operated by inside lever.	F84
	Storeroom	80	Outside lever locked at all times unless unlocked temporarily by key. Inside lever is always unlocked.	F86

3600 Series - Lever Options

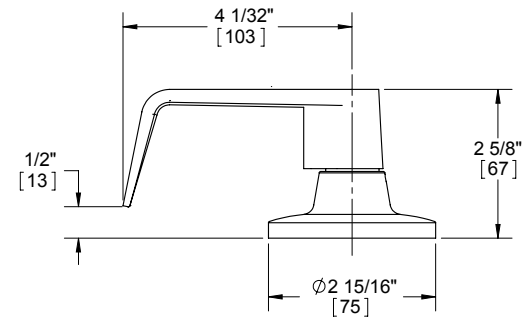
ARCHER LEVER



AUGUST LEVER



WITHNELL LEVER



3600 Series - Grade 2 Tubular

WARRANTY

Five-year warranty

FEATURES

- Heavy duty residential - medium duty commercial
- No exposed mounting screws
- Non-handed
- Conventional cylinder or Small Format Interchangeable Core option available

Certifications:


- BHMA Certified ANSI A156.2 Series 4000 Grade 2
- ADA Compliant ANSI A117.1 Accessibility Code
- UL/cUL Listed for all functions up to 3 hours for "A" label single doors
- UL10C Positive Pressure Rated

Lever Options:

Archer, August, Withnell levers

Options:

- Split finish (Contact Customer Service for availability)



SPECIFICATIONS

Standard Door Prep:

- 2-1/8" (54 mm) diameter (bore)
- Latch hole: 1" (25 mm) diameter (cross bore)

Exposed Trim:

- Levers: Cast zinc
- Rose: Wrought brass

Rose Diameter:

2-15/16" (75 mm)

Lock Chassis:

Heavy gauge steel, zinc dichromated

Keys:

Two operating keys supplied per lock

Cylinders/Cores:

- Brass - keyed different - Schlage C Keyway - Standard
- Cylinder drilled 6-pin, keyed 5-pin - Standard
- Other keying options, including keyed 6-pin, available from factory (see cylinder, core and keying section)
- Zero bit cylinders will be 6 pin keyed – standard
- Small Format Interchangeable Core option available
- SFIC uncombined or combined, brass 6- or 7-pin cores sold separately

Door Thickness:

1-3/8" - 1-3/4" (35 mm - 45 mm)

Backset:

- Adjustable 2-3/8" - 2-3/4" (60 mm - 70 mm)
- Preset at factory for 2-3/8" (60 mm)

Latchbolt:

- 1/2" (13 mm) throw, stainless steel
- 1" x 2-1/4" (25 mm x 57 mm) faceplate
- Square corner faceplate standard, round corner available
- Deadlocking latchbolt prevents manipulation when door is closed; keyed functions only

Strike:

3935 ASA 1-1/4" x 4-7/8" (32 mm x 124 mm) strike - Standard

Functions:


10 Passage, 17 Dummy, 40 Privacy, 53 Entry, 70 Classroom, 80 Storeroom

FINISHES

US3, US4, US10B, US26, US26D

3600 Series - Latchbolts

Adjustable Backset Spring Latches



- 3951**
2-3/8" (60 mm) - 2-3/4" (70 mm)
Adjustable Backset
Spring Latch - Standard
- Square corner
 - 1" x 2-1/4" (25 mm x 57 mm) faceplate
 - For use with Passage/Privacy functions



- 3953**
2-3/8" (60 mm) - 2-3/4" (70 mm)
Adjustable Backset
Spring Latch
- Round corner
 - 1" x 2-1/4" (25 mm x 57 mm) faceplate
 - For use with Passage/Privacy functions

5" Backset Spring Latches



- 3939**
5" (127 mm) Backset
Spring Latch
- Square and round corner available
 - 1" x 2-1/4" (25 mm x 57 mm) faceplate
 - For use with Passage/Privacy functions

Adjustable Backset Dead Latches



- 3952**
2-3/8" (60 mm) - 2-3/4" (70 mm)
Adjustable Backset
Dead Latch - Standard
- Square corner
 - 1" x 2-1/4" (25 mm x 57 mm) faceplate
 - For use with all keyed functions



- 3954**
2-3/8" (60 mm) - 2-3/4" (70 mm)
Adjustable Backset
Dead Latch
- Round corner
 - 1" x 2-1/4" (25 mm x 57 mm) faceplate
 - For use with all keyed functions

5" Backset Dead Latches



- 3938**
5" (127 mm) Backset
Dead Latch
- Square and round corner available
 - 1" x 2-1/4" (25 mm x 57 mm) faceplate
 - For use with all keyed functions

Optional Drive-In Latchbolts



- 3914**
2-3/8" (60 mm) - 2-3/4" (70 mm)
Adjustable Backset
Spring Latch
- For use with Passage/Privacy functions



- 3915**
2-3/8" (60 mm) - 2-3/4" (70 mm)
Adjustable Backset
Dead Latch
- For use with all keyed functions

3600 SERIES STRIKES



- 3933**
T-Strike with Plastic Dust Box
- 1-1/8" x 2-3/4" (29 mm x 70 mm)
 - Dust box included



- 3934**
Full Lip Strike
- 1-5/8" x 2-1/4" (41 mm x 57 mm)



- 3935**
ASA Strike - Standard
- 1-1/4" x 4-7/8" (32 mm x 124 mm)
 - 1-5/16" lip
 - Other lengths available upon request




- 3958**
Full Lip Strike with Round Corner
- 1-5/8" x 2-1/4" (41 mm x 57 mm)
 - 1/4" radius



- 3959**
Faceplate Adapter
- Converts 1" (25 mm) to 1-1/8" (28 mm) width
 - Supplied standard with 3600 Series

Hager 3700 Series Grade 2 interconnected lock is a perfect match for residential or commercial applications such as apartment buildings and assisted living facilities. These versatile locks provide a single action for retracting the latchbolt and deadbolt simultaneously for panic-free egress. They are supplied with an optional exterior escutcheon plate standard and are backed by a lifetime warranty.



3700 Series - How To Order

3710 2-3/4" US26D US26 ARC SCC KD TEE -

<p>Function</p> <p>10 - Entry/Single Locking</p> <p>53 - Entry/Double Locking</p> <p>96 - Single Locking Privacy w/Occupancy Indicator</p> <p>Product Group</p> <p>37 - Interconnected, Grade 2</p>	<p>Finish</p> <p>US3</p> <p>US4</p> <p>US10B</p> <p>US26</p> <p>US26D</p>	<p>**Interior Finish</p> <p>(If Different)</p> <p>Lever Style</p> <p>ARC - Archer Lever</p> <p>AUG - August Lever</p> <p>WTN - Withnell Lever</p>	<p>Conventional Keyway</p> <p>SCC - Schlage C</p> <p>AR1 - Arrow</p> <p>C60 - Corbin 60</p> <p>CL4 - Corbin L4</p> <p>SCE - Schlage E</p> <p>SCF - Schlage F</p> <p>H1 - Hager 1</p> <p>H2 - Hager 2</p> <p>H3 - Hager 3</p> <p>KW1 - Kwikset</p> <p>RD1 - Russwin D1</p> <p>SGT - Sargent LA</p> <p>YAP - Yale E1R (Para)</p> <p>YGA - Yale GA</p> <p>WE - Weiser E</p>	<p>Strike</p> <p>TEE - TEE Strike (Std)</p> <p>FULL - Sq Corner Full Lip</p> <p>FLRC - RD Corner Full Lip</p> <p>Options</p> <p>6PKEY - 6-pin Keyed</p> <p>7PKEY - 7-pin Keyed (Hager)</p> <p>IC* - Small Format Interchangeable Core Prep</p> <p>VKC - Visual Key Control</p> <p>CKC - Concealed Key Control</p> <p>VCKC - Visual/Concealed Key Control</p> <p>Keying</p> <p>KA - Keyed Alike</p> <p>KD - Keyed Different</p> <p>MK - Master Key</p> <p>CMK - Construction Master Key</p> <p>SK - Customer Specified Keying</p> <p>0BC - "0" Bitted Cylinder (Conventional Only)</p> <p>1BC - "1" Bitted Cylinder (Conventional Only)</p> <p>NC - SFIC (Less Core)</p> <p>CIC - Construction SFIC Core</p>
---	--	---	---	--

Backset/Faceplate

2-3/4" (70 mm), SC (Standard)

2-3/4" (70 mm), RC

2-3/8" (60 mm), SC

2-3/8" (60 mm), RC

- Notes:
- If masterkeyed, include completed master key form with order (available on page 90 or www.hagerco.com).
 - For additional keying information, please refer to Cylinder, Core & Keying section of catalog (page 75).

* Small format interchangeable core sold separately. Available in Best Keyways (A Standard) or Hager Keyways (optional).

Ordering example (Less SFIC Core): 3710 2-3/4" US26D WTN NC TEE IC

Ordering example (const. core included): 3710 2-3/4" US26D WTN CIC TEE IC7 BLU

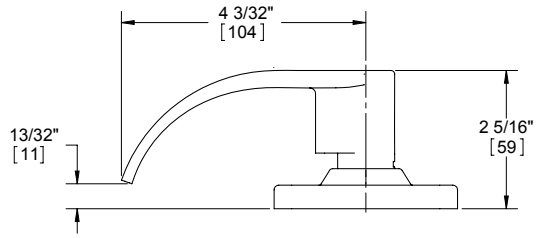

** Contact factory for lead time and availability before ordering

3700 SERIES FUNCTION CHART

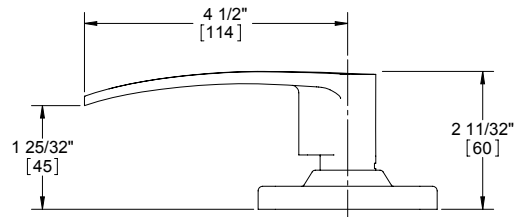
Function	Function No.	Function Description	ANSI No.
Interconnected			
	10	Deadbolt thrown or retracted by key outside or by inside thumbturn. Bolt automatically deadlocks when fully thrown. Latchbolt retracted by lever from either side. Inside lever retracts deadbolt and latchbolt simultaneously for immediate exit.	F95
	53	Deadbolt thrown or retracted by key outside or by inside thumbturn. Bolt automatically deadlocks when fully thrown. Deadlatch retracted by key outside when locked by pushing turnbutton on inside lever. Outside lever may be fixed in locked position by rotating turnbutton. Inside lever retracts deadbolt and deadlatch simultaneously for immediate exit.	F97
	96	Deadbolt thrown or retracted by thumbturn inside or retracted by emergency key outside. Bolt automatically deadlocks when fully thrown. Rotating thumbturn changes visual message on outside from "Vacant" to "In Use". Latchbolt retracted from either side. Inside lever retracts deadbolt and latchbolt simultaneously for immediate exit.	

3700 Series - Lever Options

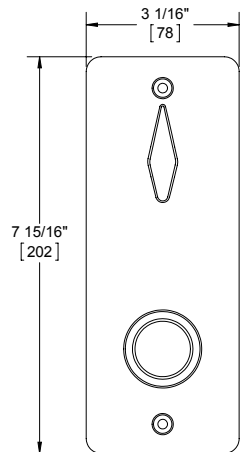
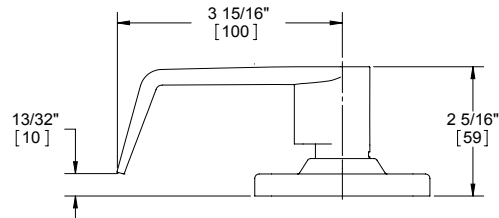

ARCHER LEVER



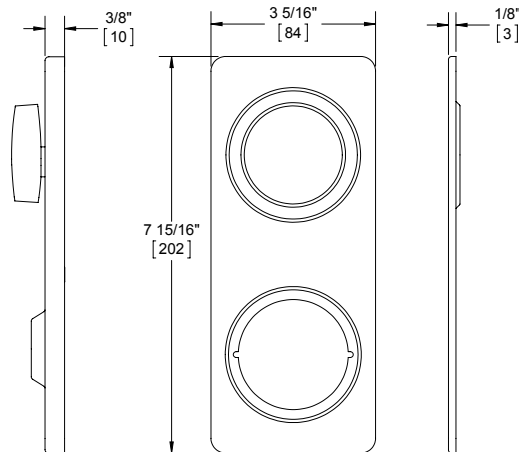
AUGUST LEVER



WITHNELL LEVER



INSIDE ESCUTCHEON



OPTIONAL OUTSIDE ESCUTCHEON

3700 Series - Grade 2 Interconnected - Medium Duty Commercial

WARRANTY

Lifetime warranty

FEATURES

- Cylindrical chassis
- Non-handed
- Conventional cylinder or Small Format Interchangeable Core option available

Certifications:


- BHMA Certified ANSI A156.12 Grade 2
- ADA Compliant ANSI A117.1 Accessibility Code
- UL/cUL Listed for all functions up to 3 hours for "A" label single doors
- UL10C Positive Pressure Rated

Lever Options:

Archer, August, Withnell levers

Options:

- Split finish (Contact Customer Service for availability)



SPECIFICATIONS

Standard Door

- 4" (102 mm) center of deadbolt to center of lock chassis
- 2-1/8" (54 mm) diameter (bore)

Prep:

- Latch hole: 1" (25 mm) diameter (cross bore)

Exposed Trim:

Wrought brass or bronze, cast zinc lever

Rose Diameter:

2-1/2" (63 mm)

FINISHES

US3, US4, US10B, US26, US26D

Lock Chassis:

- Heavy gauge steel, zinc dichromated
- Thru-bolt mounting
- "Non-clutching" exterior lever

Outside Escutcheon:

3-5/16" x 7-15/16" x 3/8" (84 mm x 202 mm x 10 mm)

Inside Escutcheon:

3-1/16" x 7-15/16" x 1/8" (78 mm x 202 mm x 3 mm)

Keys:

Two operating keys supplied per lock

Cylinders/Cores:

- Brass - keyed different - Schlage C Keyway - Standard
- Cylinder drilled 6-pin, keyed 5-pin - Standard
- Other keying options, including keyed 6-pin, available from the factory (see cylinder, cores and keying section)
- Zero bit cylinders will be 6 pin keyed - standard
- Small Format Interchangeable Core option available
- SFIC uncombined or combined, brass 6- or 7-pin cores sold separately

Door Thickness:

- 1-3/8" - 1-3/4" (35 mm - 45 mm) - Standard
- 2" (52 mm) doors - Optional

Backsets:

- 2-3/4" (70 mm) - Standard
- 2-3/8" (60 mm) - Optional

Latchbolt:

- 1/2" (13 mm) Throw - stainless steel
- 1-1/8" x 2-1/4" (29 mm x 57 mm) faceplate for 2-3/4" (70 mm) backset
- 1" x 2-1/4" (25 mm x 57 mm) faceplate for 2-3/8" (60 mm) backset
- Deadlocking latchbolt prevents manipulation when door is closed; keyed functions only
- Square corner faceplate standard, round corner available

Deadbolt:

- 1" (25 mm) Throw - brass with concealed steel roller to prevent sawing or cutting
- 1-1/8" x 2-1/4" (29 mm x 57 mm) faceplate for 2-3/4" (70 mm) bracket
- 1" x 2-1/4" (25 mm x 57 mm) faceplate for 2-3/8" (60 mm) faceplate

Strikes:

- 3933 square corner t-strike with plastic dust box, 1-1/8" x 2-3/4" (29 mm x 70 mm) - Standard
- 3930 square corner strike plate with dust box, 1-1/8" x 2-3/4" (29 mm x 70 mm) - Standard

Functions:

- 10 Single Locking Entry
- 53 Double Locking Entry
- 96 Single Locking Privacy w/indicator

3700 Series - Latchbolts

Spring Latches



- 3947**
2-3/4" (70 mm) Backset
Passage Spring Latch
- Square and round corner available
 - 1-1/8" x 2-1/4" (29 mm x 57 mm) faceplate



- 3949**
2-3/8" (60 mm) Backset
Passage Spring Latch
- Square and round corner available
 - 1" x 2-1/4" (25 mm x 57 mm) faceplate

Dead Latches




- 3948**
2-3/4" (70 mm) Backset
Dead Latch - Standard
- Square and round corner available
 - 1-1/8" x 2-1/4" (29 mm x 57 mm) faceplate




- 3950**
2-3/8" (60 mm) Backset
Dead Latch
- Square and round corner available
 - 1" x 2-1/4" (25 mm x 57 mm) faceplate

3700 SERIES DEADBOLTS



- 3920**
2-3/4" (70 mm) Backset
Tapered Deadbolt - Standard
- Square and round corner available
 - 1-1/8" x 2-1/4" (29 mm x 57 mm) faceplate



- 3921**
2-3/8" (60 mm) Backset
Tapered Deadbolt
- Square and round corner available
 - 1" x 2-1/4" (25 mm x 57 mm) faceplate

3700 Series - Strikes



- 3930**
Strike Plate
 1-1/8" x 2-3/4" (29 mm x 70 mm)



- 3933**
T-Strike with Plastic Dust Box
 1-1/8" x 2-3/4" (29 mm x 70 mm)



- 3934**
Full Lip Strike
 1-5/8" x 2-1/4" (41 mm x 57 mm)



- 3958**
Round Corner Full Lip Strike
- 1-5/8" x 2-1/4" (41 mm x 57 mm)
 - 1/4" (6 mm) radius




- 3959**
Faceplate Adapter
 Converts 1" (25 mm) to 1-1/8" (28 mm) width

THIS PAGE INTENTIONALLY LEFT BLANK.

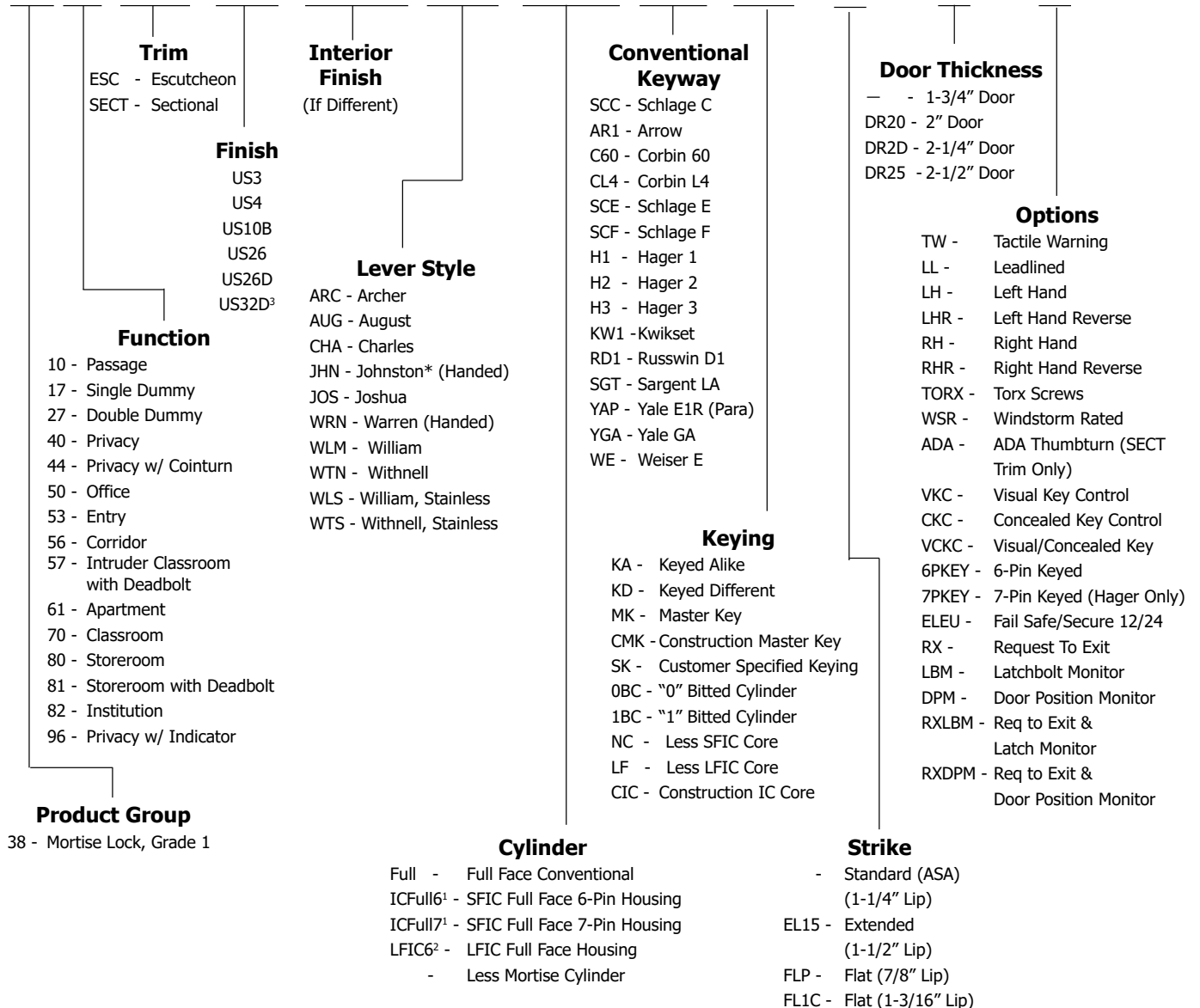
3800 Series

Hager 3800 Series mortise lock provides maximum security and durability for the harshest environments. With field reversible handing, ease of installation, and both escutcheon and sectional models available, our 3800 Series lock provides great flexibility. What's more, it is ANSI certified Grade 1 Operational and Security and is backed by a lifetime warranty.



3800 Series - Escutcheon & Sectional Mortise Locks - How To Order

3853 ESC US3 US26 ARC Full SCC KD



Notes:

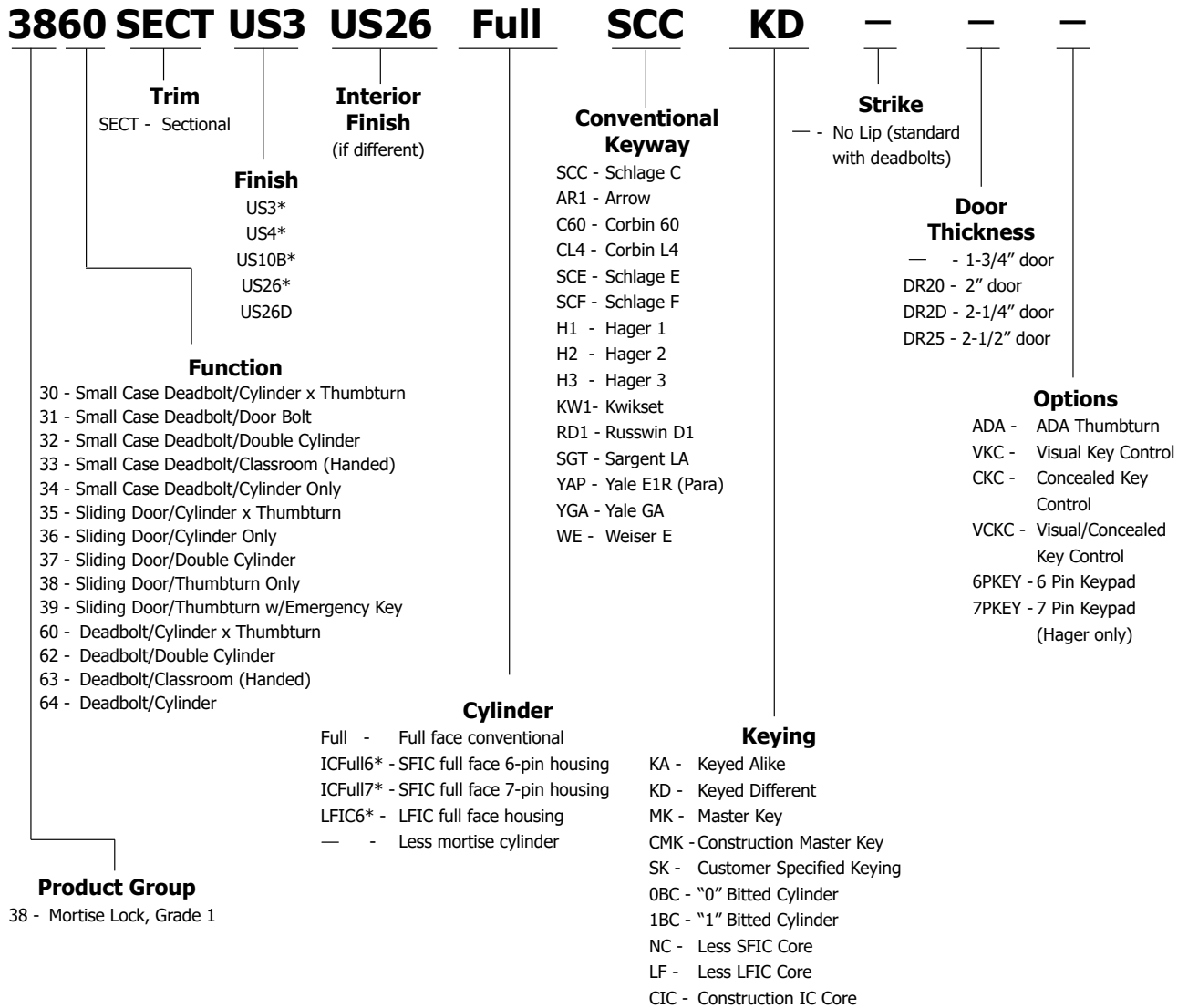
- Finishes other than US10B, US26D and US32D will be subject to extended lead times.
 - If masterkeyed, include completed master key form with order (available on page 90 or www.hagerco.com).
 - For additional keying information, refer to cylinder, core, and keying section of catalog (page 75).
 - Quick Connect option available on 3800 Series Electrified Sectional and Escutcheon models (EL, EU, RX, DPM, and LM).
- Ordering example: 3880 SECT US26D WTN FULL SCC KD ELEUQC**

¹ Small format interchangeable core sold separately. Available in Best Keyways (A Standard), Hager Keyways (optional).
² Large format interchangeable core sold separately. Available in Schlage C Keyway only.

- Ordering example (Less IC Core):**
- 3850 ESC 26D WTN ICFULL6 NC
 - 3850 ESC 26D WTN LFIC6 LF
- Ordering example (const. core included):**
- 3850 ESC 26D WTN ICFULL7 CIC BLU
 - 3850 ESC 26D WTN LFIC6 CIC BLK

³ 32D look on a cast zinc lever; for a true 32D, specify stainless steel levers WLS, or WTS.

3800 Series - Mortise Deadlocks - How To Order



Notes:

- Finishes other than US26D may require extended lead times.
- If masterkeyed, include completed master key form with order (available on page 90 or www.hagerco.com).
- For additional keying information, refer to cylinder, core, and keying section of catalog (page 75).

* Small format interchangeable core sold separately. Available in Best Keyways (A standard), or Hager Keyways (optional).

* Large format interchangeable core sold separately. Available in Schlage C Keyway only.













Ordering example (Less IC Core):

- 3860 SECT 26D ICFULL6 NC
- 3860 SECT 26D LFC6 LF




Ordering example (const. core included):

- 3860 SECT 26D ICFULL7 CIC BLU
- 3860 SECT 26D LFC6 CIC BLK











3800 Series - Escutcheon and Sectional Lock Function Chart

Function	Function No.	Function Description	ANSI No.	
Keyed Without Deadbolt				
	Office	50	Latchbolt retracted by lever from either side unless outside is made inoperative by key outside or by turning inside thumbturn. When outside is locked, latchbolt is retracted by lever inside. Outside lever remains locked until thumbturn is returned to vertical or unlocked by key. Auxiliary latch deadlocks latchbolt when door is closed.	F04
	Apartment Entrance	61	Latchbolt retracted by lever from either side unless outside is locked by key from inside. When locked, latchbolt retracted by key outside or lever inside. Auxiliary latch deadlocks when door is closed.	F09
	Classroom	70	Latchbolt retracted by lever from either side unless outside is locked by key. Unlocked from outside by key. Inside lever always free for immediate exit. Auxiliary latch deadlocks latchbolt when door is closed.	F05
	Storeroom	80	Latchbolt retracted by key outside or by lever inside. Outside lever always inoperative. Inside lever always free for immediate exit. Auxiliary latch deadlocks latchbolt when door is closed.	F07
	Institution	82	Latchbolt retracted by key from either side. Lever on both sides always inoperative. Auxiliary latch deadlocks latchbolt when door is closed.	F30
Keyed With Deadbolt				
	Entry	53	Latchbolt retracted by lever from either side unless outside is locked by 20° rotation of thumbturn. Deadbolt thrown or retracted by 90° rotation of thumbturn. When locked, key outside or lever inside retracts deadbolt and latchbolt simultaneously. Outside lever remains locked until thumbturn is restored to vertical position. Throwing deadbolt automatically locks outside lever. Auxiliary latch deadlocks latchbolt when door is closed.	F20
	Corridor	56	Latchbolt retracted by lever from either side. Deadbolt thrown or retracted by key outside or thumbturn side. Throwing deadbolt locks outside lever. Turning inside lever simultaneously retracts deadbolt and latchbolt and unlocks the outside lever.	F13
	Intruder Classroom w/ Deadbolt	57	Latchbolt retracted by lever from either side. Deadbolt thrown or retracted by key from either side. Throwing deadbolt locks outside lever. Turning inside lever simultaneously retracts deadbolt and latchbolt and unlocks outside lever.	F33
	Storeroom w/ Deadbolt	81	Latchbolt retracted by key outside or by lever inside. Outside lever always fixed. Deadbolt thrown or retracted by key outside or thumbturn inside. Turning inside lever simultaneously retracts deadbolt and latchbolt. Auxiliary latch deadlocks latchbolt when door is closed.	-
Non-Keyed Without Deadbolt				
	Passage	10	Latchbolt retracted by lever from either side at all times.	F01
	Privacy	40	Latchbolt retracted by lever from either side unless outside is locked by inside thumbturn. Turning inside lever or closing door unlocks outside lever. To unlock from outside, remove emergency button, insert emergency turn (furnished) in access hole and rotate.	F22
	Privacy with Cointurn	44	Latchbolt retracted by lever from either side unless outside is locked by inside thumbturn or outside cointurn. Operating inside lever, closing door, rotating inside thumbturn, or rotating outside cointurn unlocks outside lever.	-





3800 Series - Escutcheon and Sectional Lock Function Chart

Function	Function No.	Function Description	ANSI No.	
Non-Keyed Without Deadbolt				
	Privacy with Indicator	96	Latch bolt retracted by lever from either side except when outside lever is locked by inside thumbturn. Operating inside lever, closing door or operating outside emergency release unlocks outside lever. The outside indicator will display VACANT while unlocked or OCCUPIED while locked. The emergency release is accessed by removing the emergency button and using the furnished emergency key to unlock the unit.	-
Non-Keyed Dummy				
	Single Dummy	17	Pull one side. No mechanical operation.	-
	Double Dummy	27	Pull both sides. No mechanical operation (back to back).	-

3800 SERIES DEADLOCK FUNCTION CHART

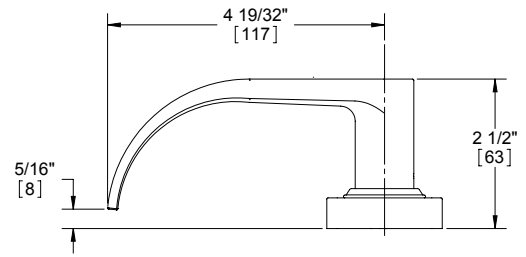

Function	Function No.	Function Description	ANSI No.	
	Cylinder x Thumbturn (Small Case)	30	Deadbolt operated by key from outside and by thumbturn from inside.	E06071
	Door Bolt (Small Case)	31	Deadbolt operated by thumbturn from one side only. No trim on other side.	E06181
	Double Cylinder (Small Case)	32	Deadbolt operated by key from either side.	E06061
	Classroom (Small Case)	33	Deadbolt operated by key from outside. Cylinder turn from inside retracts but does not project deadbolt.	E06091
	Cylinder Only (Small Case)	34	Deadbolt operated by key from one side only.	E06081
	Cylinder x Thumbturn (Sliding Door)	35	Deadbolt operated by key from outside and by thumbturn from inside.	-
	Cylinder Only (Sliding Door)	36	Deadbolt operated by key from one side only.	-
	Double Cylinder (Sliding Door)	37	Deadbolt operated by key from either side.	-
	Thumbturn Only (Sliding Door)	38	Deadbolt operated by thumbturn from one side only.	-
	Thumbturn w/ Emergency Key (Sliding Door)	39	Deadbolt operated by thumbturn from inside. To unlock from outside, remove emergency button, insert emergency key (furnished) in access hole and rotate.	-

3800 Series - Escutcheon and Sectional Lock Function Chart

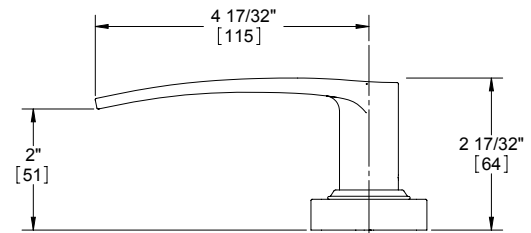

Function	Function No.	Function Description	ANSI No.
	Cylinder x Thumbturn (Full Case)	60 Deadbolt thrown or retracted by key outside or thumbturn inside.	F17
	Double Cylinder (Full Case)	62 Deadbolt operated by key from either side.	F16
	Classroom (Full Case)	63 Deadbolt thrown or retracted by key from outside. Inside thumbturn cylinder retracts deadbolt but cannot project it.	F29
	Cylinder (Full Case)	64 Deadbolt thrown or retracted by key from one side. No trim on opposite side.	F18

3800 Series - Standard Lever Options

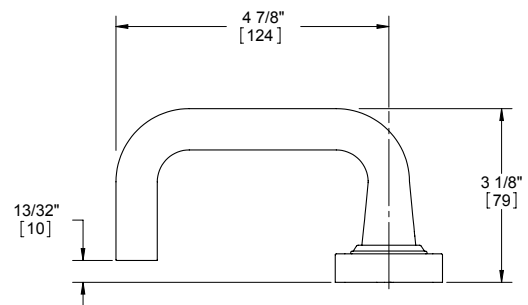

ARCHER LEVER



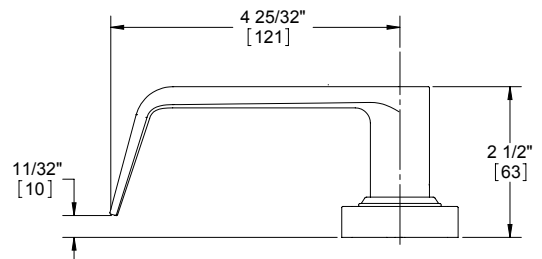

AUGUST LEVER



WILLIAM LEVER



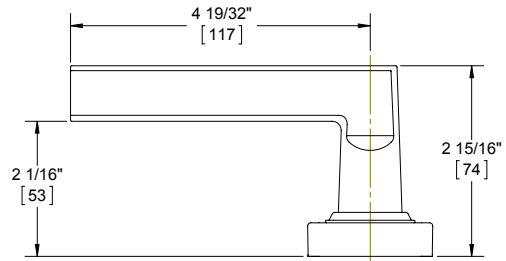

WITHNELL LEVER



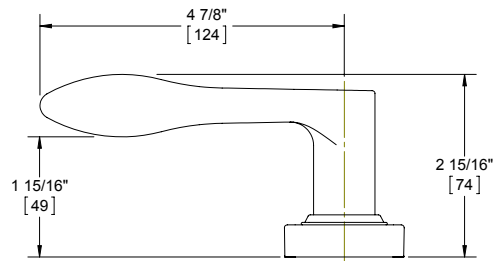

Optional tactile warning available on all lever styles (only outside lever will include raised surfaces unless otherwise specified).

3800 Series - Decorative Lever Options

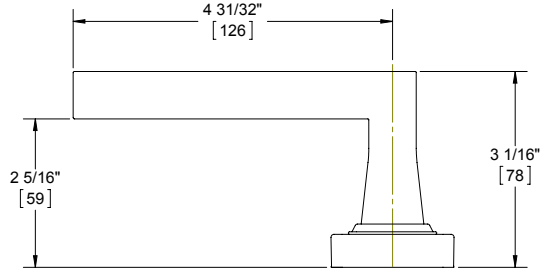

CHARLES LEVER



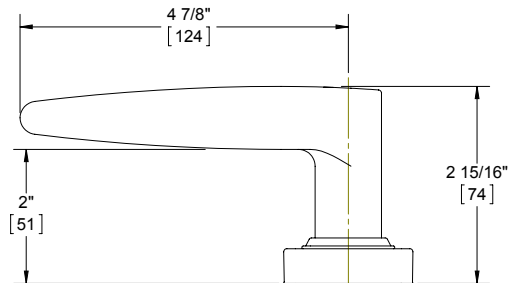

JOHNSTON LEVER



JOSHUA LEVER



WARREN LEVER



3800 Series - Grade 1 Mortise (Escutcheon) - Heavy Duty

WARRANTY FEATURES

Lifetime warranty

- Heavy duty commercial, industrial, institutional
- Concealed thru-bolts
- Lock body handing is field reversible (default from the factory is Left Hand Reverse)
- Conventional mortise cylinder, Small Format Interchangeable Core, or Large Format Interchangeable Core option available
- BHMA Certified Grade 1 Security with standard mortise cylinder

Certifications:

- BHMA Certified ANSI A156.13 Grade 1 Series 1000 Operational and Security
- ADA Compliant ANSI A117.1 Accessibility Code
- UL/cUL Listed for all functions up to 3 hours for "A" label doors
- UL10C Positive Pressure Rated
- A250.13 Severe Windstorm Resistant (only available in **53 and 81** Functions)

Lever Options:

Archer, August, Charles, Johnston (handed), Joshua, Warren (handed), William, Withnell levers

Options:

- Tactile warning
- Lead lining
- Split finish
- Factory handing available if specified



SPECIFICATIONS

Standard Door

- 3-5/8" (92 mm) center of cylinder to spindle
- 2-7/16" (62 mm) center of thumbturn to spindle

Exposed Trim:

- Cast zinc - Standard
- Stainless steel levers - Optional for Withnell (WTS), William (WLS) only

Lock Case:

4-5/16" x 6" x 1" (110 mm x 152 mm x 25 mm)

Armor Front:

1-1/4" x 8" x 7/32" (32mm x 203mm x 5mm) - Square corner standard, round corner optional

Escutcheon:

1-15/16" x 8" (50 mm x 203 mm)

Keys:

Two operating keys supplied per lock

Cylinders/Cores:

- Brass - keyed different - Schlage C Keyway
- Cylinder drilled 6-pin, keyed 5-pin - Standard
- Other keying options, including keyed 6-pin, available from factory
- Zero bit cylinders will be 6 pin keyed - standard
- Large Format Interchangeable Core cylinder option available
- LFIC core available zero bitted or combined, brass 6- pin cores sold separately
- Small Format Interchangeable Core cylinder option available
- SFIC uncombined or combined, brass 6- or 7-pin cores sold separately
- Schlage "L" cam - Standard
- For function 61, ext cylinder uses standard cam

Door Thickness:

- 1-3/4" - 2-1/2" (45 mm - 64 mm)
- Privacy functions have a max door thickness of 2" (51 mm)
- Must specify door thickness if greater than 1-3/4" (45 mm)

Backset:

2-3/4" (70 mm) only

Latchbolt:

3/4" (19 mm) throw with anti-friction tongue, all stainless steel

Deadbolt:

1" (25 mm) throw - stainless steel

Strike:

3985 1-1/4" x 4-7/8" (32 mm x 124 mm), 1-1/4" (32 mm) lip - Standard

Fasteners:

Thru-bolted trim concealed under escutcheon

Functions:

10 Passage, 17 Dummy, 27 Double Dummy, 40 Privacy, 44 Privacy with Cointurn, 50 Office, 53 Entry, 56 Corridor, 57 Intruder Classroom with Deadbolt, 61 Apartment, 70 Classroom, 80 Storeroom, 81 Storeroom with Deadbolt, 82 Institution, 96 Privacy with Indicator

Notes:

- Self-adjusting case for beveled doors or square edge doors
- Stopworks are incorporated in thumbturn
- Non-handed, stainless steel, deadlocking latchbolt

FINISHES

- US3, US4, US10B, US26, US26D, US32D
- US3, US4, and US26 may be subject to extended lead times
- *Withnell, and William are the only lever options available in both zinc and stainless steel. For stainless steel reference Withnell (WTS) or William (WLS) at the time of order.

3800 Series - Grade 1 Mortise (Sectional) - Heavy Duty

WARRANTY

Lifetime warranty

FEATURES

- Heavy duty commercial, industrial, institutional
- Concealed thru-bolts
- Lock body handing is field reversible (default from the factory is Left Handed Reverse)
- Conventional mortise cylinder, Small Format Interchangeable Core, or Large Format Interchangeable Core option available
- BHMA Certified Grade 1 Security with standard mortise cylinder

Certifications:


- BHMA Certified ANSI A156.13 Series 1000 Grade 1 Operational and Security
- ADA Compliant ANSI A117.1 Accessibility Code
- A250.13 Severe Windstorm Resistant (only available in **53 and 81** Functions)
- UL/cUL Listed for all functions up to 3 hours for "A" label doors
- UL10C Positive Pressure Rated

Lever Options:

Archer, August, Charles, Johnston (handed), Joshua, Warren (handed), William, Withnell levers

Options:

- Tactile warning
- Lead lining
- Split finish
- Factory handing available if specified
- ADA Style Thumbturn



SPECIFICATIONS

Standard Door

- 3-5/8" (92 mm) center of cylinder to spindle
- 2-7/16" (62 mm) center of thumbturn to spindle

Exposed Trim:

- Cast zinc - Standard
- Stainless steel levers - Optional for Withnell (WTS), William (WLS) only

Lock Case:

4-5/16" x 6" x 1" (110 mm x 152 mm x 25 mm)

Armor Front:

1-1/4" x 8" x 7/32" (32mm x 203mm x 5mm) - Square corner standard, round corner optional

Rose Diameter:

2-7/16" (62 mm)

Keys:

Two operating keys supplied per lock

Cylinders/Cores:

- Brass - keyed different - Schlage C Keyway
- Cylinder drilled 6-pin, keyed 5-pin - Standard
- Other keying options, including keyed 6-pin, available from factory
- Large Format Interchangeable Core cylinder option available
- LFIC core available zero bitted or combined, brass 6- pin cores sold separately
- Small Format Interchangeable Core cylinder option available
- SFIC uncombined or combined, brass 6- or 7-pin cores sold separately
- Schlage "L" Cam - Standard
- For Function 61, Ext Cylinder uses Standard Cam

Door Thickness:

- 1-3/4" - 2-1/2" (45 mm - 64 mm)
- Privacy functions have a max door thickness of 2" (51 mm)
- Must specify door thickness if greater than 1-3/4" (45 mm)

Backset:

2-3/4" (70 mm) only

Latchbolt:

3/4" (19 mm) throw with anti-friction tongue, all stainless steel

Deadbolt:

1" (25 mm) throw - stainless steel

Strike:

3985 1-1/4" x 4-7/8" (32 mm x 124 mm), 1-1/4" (32 mm) lip - standard

Fasteners:

Thru-bolted trim concealed under rose

Functions:

10 Passage, 17 Dummy, 27 Double Dummy, 40 Privacy, 44 Privacy with Cointurn, 50 Office, 53 Entry, 56 Corridor, 57 Intruder Classroom with Deadbolt, 61 Apartment, 70 Classroom, 80 Storeroom, 81 Storeroom with Deadbolt, 82 Institution, 96 Privacy with Indicator

Notes:

- Self-adjusting case for beveled doors or square edge doors
- Stopworks are incorporated in thumbturn
- Non-handed, stainless steel, deadlocking latchbolt

FINISHES

- US3, US4, US10B, US26, US26D, US32D
 - US3, US4, and US26 may be subject to extended lead time
- *Withnell and William are the only lever options available in both zinc and stainless steel. For stainless steel reference Withnell (WTS) or William (WLS) at the time of order.


3800 Series - Electrified - Grade 1 Mortise - Heavy Duty

WARRANTY

- Lifetime warranty on mechanical locking components
- One-year warranty on electric components

FEATURES

- Deadlocking latch
- Key override allows latchbolt to be momentarily retracted with the key even though electrically locked. Note that locks that are electrically unlocked may not be locked via the key cylinder.
- Inside lever always allows egress
- Interface with life-safety systems
- Motorized locking and unlocking allows for low power consumption



Function:

- 80 - Storeroom
- 82 - Institutional

Applications:

- Provides remote locking and unlocking ideal for door control where added security is necessary
- Stairtower doors
- Office doors
- Classrooms
- Elevator lobby doors
- Computer rooms
- Hospital equipment rooms
- Pharmaceutical storage rooms

Voltage:

- 3880ELEU - 12-24V AC/DC (250mA MAX in rush and 10mA MAX holding)
- 3880RX - 125 VAC (3A) - 30VDC (2A)
- 3880LM - 125VAC (3A) - 30VDC (2A)
- 3880DPM - 28VDC (.3A)

Quick Connect:

Available option on EL, EU, RX, DPM, and LM. Compatible with Hager Quick Connect Harness Cable which can plug into Hager Hinges with Quick Connects for quick and accurate wiring of the door.

FINISHES

- US3, US4, US10B, US26, US26D, US32D
- US3, US4, and US26 may be subject to extended lead time

Function	Function No.	Function Description
Storeroom - Fail Safe/Fail Secure 12V/24V	3880ELEU	Outside lever continuously locked (EL) or unlocked (EU) by 12 or 24V. Latchbolt retracted by key outside or lever inside. Auxiliary latch deadlocks latchbolt when door is closed. Inside always free for immediate egress.
Institution - Fail Safe/Fail Secure 12V/24V	3882ELEU	Both levers continuously locked (EL) or unlocked (EU) by 12 or 24V. Latchbolt retracted by key inside or outside. Auxiliary latch deadlocks latchbolt when door is closed.
Request to Exit	RX	Single switch (SPDT) mounted inside the lock body monitors inside lever rotation to send a signal for a variety of applications: Shunt an alarm, sound an alarm, release an electromagnetic lock or signal a console. Available on 3810, 3850, 3870, 3880, 3881, or 3880ELEU..
Latchbolt Monitor	LM	Single switch (SPDT) mounted inside lockset monitors the full extension of the latchbolt. Available on 3880, 3882, or in conjunction with 3880ELEU or 3882ELEU.
Door Position Monitor	DPM	Single switch (SPDT Reed Magnetic Switch) mounted inside the lock monitors whether the door is fully closed. Available on 3880, 3882, or in conjunction with 3880ELEU or 3882ELEU.

Note: Quick connect option is available. Locks will have moxex connector attached to allow rapid installation of locks when used with Hager harness cable. See price book for details.

3800 Series - Power Supplies

See power supply area within the Electrified Products section for more details on our full selection of power supplies. Hager 2903, 2908 and 2909 power supplies are designed to power locking devices. Their features include:

- UL Listed
- Filtered/regulated 24VDC
- Overload protection
- Over voltage protection
- Short circuit protection
- Surge suppression on Fail Safe and Fail Secure outputs
- Fire alarm input standard

2903 Power Supply Includes:

- 24VDC, 2Amp
- Automatically accepts 120 or 240VAC input
- Auxiliary 24VDC output for stand alone devices
- Switch 24VDC outputs for fail safe or fail secure locking hardware
- Surge suppression on Fail Safe and Fail Secure outputs

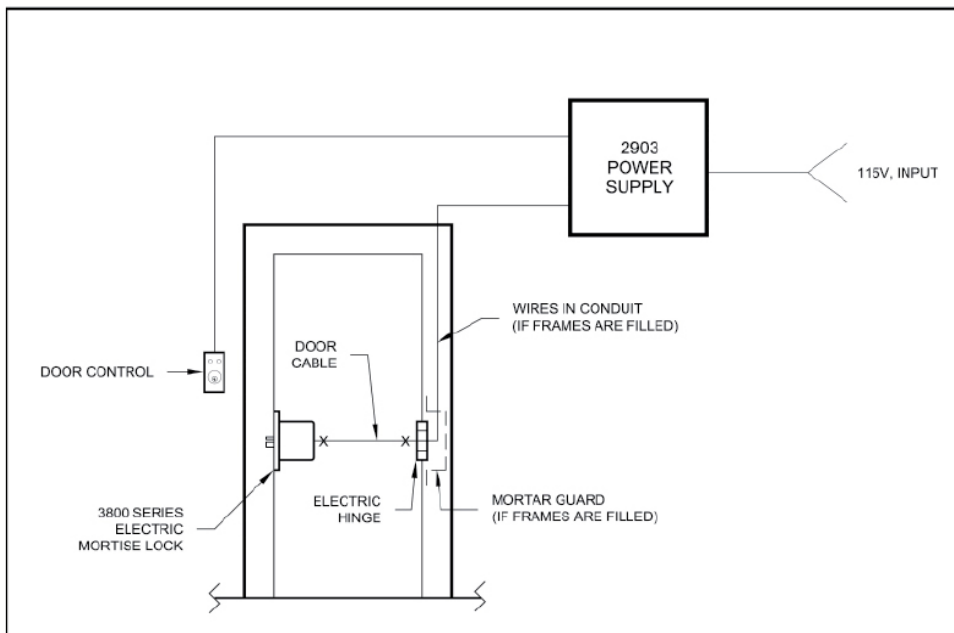
2908 Power Supply Includes:

- Field selectable 12VDC or 24VDC, 1Amp
- 115VAC standard (230VAC optional)
- Separate PTC protected charging for battery backup
- LED status indicator
- Modular design allows optional components to fit any application (see Electrified Catalog for a full list of components)

2909 Power Supply Includes:

- Field selectable 12VDC or 24VDC, 2Amp
- 115VAC standard (230VAC optional)
- Separate PTC protected charging for battery backup
- LED status indicator
- Modular design allows optional components to fit any application (see Electrified Catalog for a full list of components)

Hager Locking System



2903

3800 Series - Strikes



3985

Standard Lip Strike

- Square corner
- 1-1/4" x 4-7/8" x 1-1/4" lip
(32 mm x 124 mm x 32 mm)



3986

Extended Lip Strike

- Square corner
- 1-1/4" x 4-7/8" x 1-1/2" lip
(32 mm x 124 mm x 38 mm)



3989

Flat Lip Strike

- Square corner
- 1-1/4" x 4-7/8" x 7/8" lip
(32 mm x 124 mm x 22 mm)



3990

Extended Flat Lip Strike

- Square corner
- 1-1/4" x 4-7/8" x 1-7/32" lip
(32 mm x 124 mm x 31 mm)

3800 Series - MORTISE CYLINDERS



3902

Mortise Cylinder

- If cylinder is ordered separately from the mortise lock, please specify Schlage "L" Cam; **For 61 Function, specify Standard Cam and "L" Cam**
- Available in Conventional, Small Format Interchangeable Core, and Large Format Interchangeable Core (6-pin only)
- SFIC core sold separately
- LFIC core sold separately
- Conventional cylinder available in 1-1/8" (29 mm) and 1-1/4" (32 mm)
- SFIC cylinder available in 1-1/4" (32 mm) and 1-3/8" (35 mm) length
- LFIC cylinder available in 1-1/2" (38 mm) length
- For more cylinder information, please refer to Cylinder, Core, and Keying section.

3800 Series - Grade 1 Mortise Deadlock - Heavy Duty

WARRANTY

Lifetime warranty

FEATURES

- Heavy duty commercial, industrial, institutional
- Non-handed (except for 63 Classroom Function)
- Conventional mortise cylinder, Small Format Interchangeable Core or Large Format Interchangeable option available
- BHMA Certified Grade 1 Security with standard mortise cylinder

Certifications:

- BHMA Certified ANSI A156.13 Grade 1 Series 1000
- ADA Compliant ANSI A117.1 Accessibility Code

Options:

- ADA Style Thumbturn

SPECIFICATIONS

Lock Case:

4-5/16" x 6" x 1" (110 mm x 152 mm x 25 mm)

Armor Front:

• 1-1/4" x 8" x 7/32" (32mm x 203mm x 5mm) - Standard

Keys:

Two operating keys supplied per lock

Cylinders/Cores:

- Brass - keyed different - Schlage C Keyway
- Cylinder drilled 6-pin, keyed 5-pin - standard
- Other keying options, including keyed 6-pin, available from factory
- Large Format Interchangeable Core cylinder option available
- LFIC core available zero bitted or combined, brass 6- pin cores sold separately
- Small Format Interchangeable Core cylinder option available
- SFIC uncombined or combined, brass 6- or 7-pin cores sold separately
- Schlage "L" Cam - standard

Door Thickness:

- 1-3/4" - 2-1/2" (45 mm - 64 mm)
- Must specify door thickness if greater than 1-3/4" (45 mm)

Backset:

2-3/4" (70 mm) only

Deadbolt:

1" (25 mm) throw - stainless steel

Strike:

3991 1-1/4" x 4-7/8" (32 mm x 124 mm) no lip - Standard

Functions:

60 Cylinder x Thumbturn, 62 Double Cylinder, 63 Classroom, 64 Cylinder

Notes:

Self-adjusting case for beveled doors or square edge doors

FINISHES

- US3, US4, US10B, US26, US26D
- US3, US4, US10B, and US26 may be subject to extended lead time



3800 SERIES DEADLOCK STRIKES



3991

No Lip Strike

- Square corner
- 1-1/4" x 4-7/8" (32 mm x 124 mm)
- For use with 60, 62, 63 and 64 Functions only

3800 SERIES MORTISE CYLINDERS



3902

Mortise Cylinder

- If cylinder is ordered separately from the mortise lock, please specify Schlage "L" Cam
- Available in Conventional, Small Format Interchangeable Core, and Large Format Interchangeable Core (6-pin only)
- SFIC core sold separately
- LFIC core sold separately
- Conventional cylinder available in 1-1/8" (29 mm) and 1-1/4" (32 mm) length.
- SFIC cylinder available in 1-1/4" (32 mm) and 1-3/8" (35 mm) length
- LFIC cylinder available in 1-1/2" (38 mm) length
- For more cylinder information, please refer to Cylinder, Core, and Keying section.

3800 Series - Grade 1 Small Case Mortise Deadlock - Heavy Duty

WARRANTY

Lifetime warranty

FEATURES

- Heavy duty commercial, industrial, institutional
- Non-handed (except for 33 Classroom Function)
- Conventional mortise cylinder, Small Format Interchangeable Core or Large Format Interchangeable Core option available
- BHMA Certified Grade 1 Security with standard mortise cylinder

Certifications:

- ADA Compliant ANSI A117.1 Accessibility Code

Options:

- ADA Style Thumbturn

SPECIFICATIONS

Lock Case:

4-5/16" x 3-9/16" x 1" (110 mm x 90 mm x 25 mm)

Armor Front:

• 1-1/4" x 5-5/8" x 7/32" (32 mm x 143 mm x 5 mm) - Standard

Keys:

Two operating keys supplied per lock

Cylinders/Cores:

- Brass - keyed different - Schlage C Keyway
- Cylinder drilled 6-pin, keyed 5-pin - standard
- Other keying options, including keyed 6-pin, available from factory
- Large Format Interchangeable Core cylinder option available
- LFIC core available zero bitted or combined, brass 6-pin cores sold separately
- Small Format Interchangeable Core cylinder option available
- SFIC uncombined or combined, brass 6- or 7-pin cores sold separately
- Schlage "L" Cam - standard

Door Thickness:

- 1-3/4" - 2-1/2" (45 mm - 64 mm)
- Must specify door thickness if greater than 1-3/4" (45 mm)

Backset:

2-3/4" (70 mm) only

Deadbolt:

1" (25 mm) throw - stainless steel

Strike:

3999 1-1/8" x 3-1/2" (29 mm x 89 mm) no lip - Standard

Functions:

30 Cylinder x Thumbturn, 31 Door Bolt, 32 Double Cylinder, 33 Classroom, 34 Cylinder

Notes:

Self-adjusting case for beveled doors or square edge doors

FINISHES

- US3, US4, US10, US10B, US26, US26D
- US3, US4, US10, US10B, and US26 may be subject to extended lead time



3800 SERIES DEADLOCK STRIKES



3999

No Lip Strike

- Square corner
- 1-1/8" x 3-1/2" (29 mm x 89 mm)
- For use with 30, 31, 32, 33 and 34 Functions only

3800 SERIES MORTISE CYLINDERS



3902

Mortise Cylinder

- If cylinder is ordered separately from the mortise lock, please specify Schlage "L" Cam
- Available in Conventional, Small Format Interchangeable Core, and Large Format Interchangeable Core (6-pin only)
- SFIC core sold separately
- LFIC core sold separately
- Conventional cylinder available in 1-1/8" (29 mm) and 1-1/4" (32 mm) length.
- SFIC cylinder available in 1-1/4" (32 mm) and 1-3/8" (35 mm) length
- LFIC cylinder available in 1-1/2" (38 mm) length
- For more cylinder information, please refer to Cylinder, Core, and Keying section.

3800 SERIES - Sliding Door Mortise Lock - Heavy Duty

WARRANTY


Lifetime warranty

FEATURES

- Heavy duty commercial, industrial, institutional
- Non-handed
- Conventional mortise cylinder, Small Format Interchangeable Core or Large Format Interchangeable Core option available
- ADA Style Thumbturn

Certifications:

- ADA Compliant ANSI A117.1 Accessibility Code



SPECIFICATIONS

Lock Case:	4-5/16" x 3-9/16" x 1" (110 mm x 90 mm x 25 mm)
Armor Front:	1-1/4" x 5-5/8" x 7/32" (32 mm x 143 mm x 5 mm) - Standard
Keys:	Two operating keys supplied per lock
Cylinders/Cores:	<ul style="list-style-type: none"> • Brass - keyed different - Schlage C Keyway • Cylinder drilled 6-pin, keyed 5-pin - standard • Other keying options, including keyed 6-pin, available from factory • Large Format Interchangeable Core cylinder option available • LFIC core available zero bitted or combined, brass 6- pin cores sold separately • Small Format Interchangeable Core cylinder option available • SFIC uncombined or combined, brass 6- or 7-pin cores sold separately • Schlage "L" Cam - standard
Door Thickness:	<ul style="list-style-type: none"> • 1-3/4" - 2-1/2" (45 mm - 64 mm) • Must specify door thickness if greater than 1-3/4" (45 mm)
Backset:	2-3/4" (70 mm) only
Deadbolt:	1" (25 mm) throw - stainless steel
Strike:	1-1/8" x 3-1/2" (29 mm x 89 mm) no lip - Standard
Functions:	35 Cylinder x Thumbturn, 36 Single Cylinder, 37 Double Cylinder, 38 Thumbturn Only, 39 Thumbturn with Emergency Key (Privacy)
FINISHES	US26D

3800 SERIES MORTISE CYLINDERS



3902 Mortise Cylinder

- If cylinder is ordered separately from the mortise lock, please specify Schlage "L" Cam
- Available in Conventional, Small Format Interchangeable Core, and Large Format Interchangeable Core (6-pin only)
- SFIC core sold separately
- LFIC core sold separately
- Conventional cylinder available in 1-1/8" (29 mm) and 1-1/4" (32 mm) length.
- SFIC cylinder available in 1-1/4" (32 mm) and 1-3/8" (35 mm) length
- LFIC cylinder available in 1-1/2" (38 mm) length
- For more cylinder information, please refer to Cylinder, Core, and Keying section.

Cylinder, Core & Keying



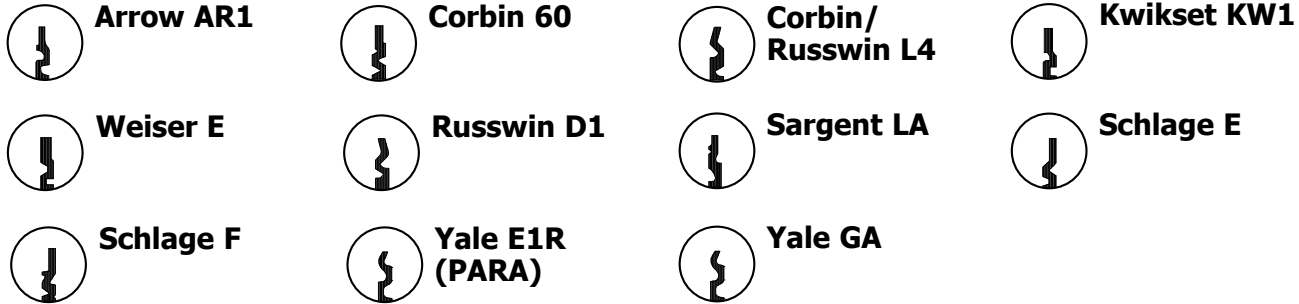
Cylinder, Core & Keying - Conventional Cylinders

Keying Options

Keyed function locks are supplied standard with Schlage 'C' keyway cylinder, cylinder drilled 6-pin, keyed 5-pin and will be keyed different with two operating keys unless otherwise specified.

- Keyed Alike, 0 Bitted and 1 Bitted cylinders provided 6 pin only
- Master Keyed [must specify quantity of Master keys where applicable, 3961 (5-pin) or 3962 (6-pin)]
- Construction Master Keyed (Schlage C, E & F)
- Keyed to Specific or Existing Number
- Submit master keying form; pages 88-91 or at www.hagerco.com
- Extra Cut Keys (3961 - Cut 5-pin, 3962 - Cut 6-pin)
- Key Markings: 1AA, 2AA etc. (per key)
- Key Markings other than Key Set (per key)
- Cylinder markings
- Bitting Lists are available, sent by email
- All optional keyways below may not be immediately available. Contact customer service for more information on a particular keyway.

Optional Keyways (Conventional Cylinders)




Keys




Cylinder, Core & Keying - Conventional Cylinders

Cylinders



3960
Key-in Lever/Deadlock Cylinder
 Includes two operating keys
 Specify keyway, tailpiece, and how keyed
 Note: Cylinder instructions and ordering guide available on www.hagerco.com




2-639-7008
Tailpiece 9
 Pack of 10 tailpieces for use with 3653L, 3670L and 3680L



2-639-7018
Tailpiece W
 Pack of 10 tailpieces for use with 3473L

Tailpieces



2-639-7000
Tailpiece 1
 Pack of 10 tailpieces for use with 3453L, 3450L, 3480L, 2580L




2-639-7087
Tailpiece Z
 Pack of 10 tailpieces for use with 3570L and 3573L



2-639-7001
Tailpiece 2
 Pack of 10 tailpieces for use with 3470L




2-639-7094
Tailpiece X
 Pack of 10 tailpieces for use with 3495L




2-639-7002
Tailpiece 3
 Pack of 10 tailpieces for use with 3453K, 3480K, 3550L, 3553L, 3553K, 3579L, 3580L, 3580K, 3753L, 2550L, 2553L



2-639-7192
Tailpiece K
 Pack of 10 tailpieces for use with 4700 key-in-lever trim (KE, KN)



2-639-7003
Tailpiece 4
 Pack of 10 tailpieces for use with 3470K, 3570K




2-639-7322
Tailpiece V
 Pack of 10 tailpieces for use with 2570L



2-639-7005
Tailpiece 6
 Pack of 10 tailpieces for use with 3114DB and 3214DB exterior cylinders

Rim Cylinder Housing




3901
Rim Cylinder


- Conventional cylinder supplied drilled 6-pin, keyed 5-pin standard
- Furnished with trim ring, mounting plate, and break off screws
- Long tail piece standard
- Supplied with two operating keys



2-639-7006
Tailpiece 7
 Pack of 10 tailpieces for use with 3114DB and 3214DB interior cylinders




2-639-7007
Tailpiece 8
 Pack of 10 tailpieces for use with 3115DB, 3118DB, 3215DB, 3710DB, 3753DB



3903
Rim Dummy Cylinder

Cylinder, Core & Keying - Conventional Cylinders

Rim Cylinder Accessories



2-639-7058
Long Breakoff Tailpiece
 2-3/8" (60 mm)



2-300-0118
Extra Long Breakoff Screws
 2-3/8" (60 mm)




2-649-0137
Retaining Cup
 Can be used with 45PN, 47PN, and 47RN

Mortise Cylinder Housing




3902
Mortise Cylinder

- Conventional cylinder supplied drilled 6-pin, keyed 5-pin standard
- 3975 standard cam attached and 3972 Adams Rite cam shipped loose in the box
- Thread size is 1.150" x 32 UNS
- Cylinder face diameter is 1.360"
- Supplied with two operating keys
- 1-1/8" (29 mm) standard length, 1-1/4" (31 mm), and 1-5/8" (41 mm) for mortise exit devices
- Other lengths may be available with extended lead time
- **Must specify length, cam, keyway, and keying requirements**



3904
Mortise Dummy

- 1-1/8" (29 mm) length
- 1-1/4" (31 mm) length



3905
Mortise ADA Turn Knob

- 1-1/8" (29 mm) length
- 1-1/4" (31 mm) length

Note: Ships with Schlage "L" Cam; specify if different

Mortise Cylinder Cams



3971
Yale Cam
 Radius .722" (18 mm)



3972
Adams Rite Cam
 Radius .560 (14 mm)



3973
Standard Cloverleaf
 Radius .741" (19 mm)



3974
Marks Cam
 Radius .755" (19 mm)



3975
Standard Cam
 Radius .723" (18 mm)
 For use with Hager exit devices and trim



3976
Schlage L Cam
 Radius .637" (16 mm)
 For use with Hager mortise locks (all functions)



3977
Sargent/Yale Cam
 Radius .733" (18.6 mm)



3978
Corbin/Russwin/Best Cloverleaf
 Radius .725" (18.5 mm)

Cylinder, Core & Keying - Small Format Interchangeable Core

Keying Options

Cores are furnished keyed different unless otherwise specified. Other keying options include:

- Keyed Alike
- Construction Cores
- Master keyed (Must specify quantity of master keys, control keys, or additional change keys, 3984.)
- Keyed to specific or existing number
- Key Markings: 1AA, 2AA etc. (per key) - VKC
- Key markings other than key set
- Core markings (Visual or concealed)
- Do not duplicate
- Bitting Lists are available, ordered separately from Master Keyed order, specify 3998

* Construction master keyed not available.

SFIC Keyways (Best) - A, B, C, D, E, F, G, H, J, K, L, M, Q

SFIC Cores



3981-C
Combined Core 6-Pin
 Includes two change keys
 Finishes include US4 or US26D

3981-U
Uncombined Core 6-Pin
 Includes two key blanks
 Finishes include US4 or US26D



3982-C
Combined Core 7-Pin
 Includes two change keys
 Finishes include US4 or US26D

3982-U
Uncombined Core 7-Pin
 Includes two key blanks
 Finishes include US4 or US26D

SFIC Keys




3983
SFIC Key Blank
 Best Keyways used with 6-pin and 7-pin cores




3984
SFIC Cut Key
 Best Keyways used with 6-pin and 7-pin cores

SFIC Construction Cores

Construction Small Format Interchangeable Cores are available in blue or red and are keyed alike. Will receive full credit, less shipping, of original cost upon return of construction cores with keys.



3981-Blue or 3981-Red
Construction Core
 Combined, 6-pin
 Includes two operating keys



3982-Blue or 3982-Red
Construction Core
 Combined, 7-pin
 Includes two operating keys

SFIC Construction Core Keys



2-639-7168
3984 Control Key (BA IC 6 Blue)

2-639-7169
3984 Control Key (BA IC 7 Blue)

2-639-7170
3984 Control Key (BA IC 7 Red)

2-639-7113
3984 Control Key (BA IC 6 Red)

Note: Customer must specify the number of control keys required at the time of order.

Cylinder, Core & Keying - Small Format Interchangeable Core

SFIC Tailpieces



2-639-7060

Pack of 10 tailpieces for use with 2500/3500 Series SFIC lever (6-pin/7-pin combo)



2-639-7061

Pack of 10 tailpieces for use with 3400/3500 Series SFIC knob (6-pin/7-pin combo)



2-639-7090

Pack of 10 tailpieces for use with 3753 Interconnected Lock SFIC lever (6-pin/7-pin combo)



2-639-7091


Pack of 10 tailpieces for use with 3114/3214 SFIC deadbolt (6-pin/7-pin combo)



2-639-7095

Pack of 10 tailpieces for use with 3115/3118/3215 and 3710/3753 SFIC deadbolt (6-pin/7-pin combo)


SFIC Rim Cylinder Housing



3901 Rim Cylinder

- Furnished with trim ring, mounting plate, and break off screws
- Long tail piece standard
- Small Format Interchangeable Core housing supplied less core
- Specify 6- or 7-pin

SFIC Rim Cylinder Accessories



2-639-7058

Long Breakoff Tailpiece
2-3/8" (60 mm)



2-300-0118


Extra Long Breakoff Screws
2-3/8" (60 mm)



2-649-0137 Retaining Cup

Can be used with 45PN, 47PN, and 47RN

SFIC Mortise Cylinder Housing



3902

Mortise Cylinder

- 2-639-7082 standard cam;
- 2-639-7083 Adams Rite cam shipped loose in the box
- Thread size is 1.150" x 32 UNS. Cylinder face diameter is 1.360"
- Small Format Interchangeable Core housing supplied less core
- **Must specify length and cam, 6-pin 1-1/4", 7-pin 1-3/8", 7-pin 1-5/8" (for mortise exit device)**

SFIC Mortise Cylinder Cams



2-639-7082

Standard Yale Cam



2-639-7083

Adams Rite Cam



2-639-7084

Corbin/Best Cloverleaf Cam



2-639-7085

Schlage "L" Cam

For use with Hager mortise locks (all functions)



2-639-7086

Sargent/Yale Cam


Cylinder, Core & Keying - Large Format Interchangeable Core

Keying Options

Cores are furnished zero bitted - unless otherwise specified. Other keying options include:

- Keyed alike
- Keyed different
- Master keyed (must specify quantity of master keys, control keys or additional change keys)
- Temporary construction cores available upon request
- Keyed to specific or existing number
- Key Markings: 1AA, 2AA etc. (per key) - VKC
- Key markings other than key set
- Core markings (visual or concealed)
- Bitting Lists are available, ordered separately from master keyed order, specify 3998

LFIC Cores (Available in Schlage C Only)



3919
Zero Bitted Core 6-Pin
 Includes two key blanks
 Finishes include US4 or US26D

Combinated Core 6-Pin
 Includes two change keys
 Finishes include US4 or US26D


LFIC Tailpieces



2-639-7645
 50, 53 and 80 functions only



2-639-7646
 70 function only



2-639-7647
 73 and 95 functions only

LFIC Keys



3956
Key Blank
 Schlage C Keyway, 6-pin only



3962
Cut Key
 Schlage C Keyway, 6-pin only



3963
3919 Control Cut Key



2-639-7649
3919 Control Key Blank

LFIC Rim Cylinder Housing



3901
Rim Cylinder

- Furnished with trim ring, mounting plate, and break off screws
- Tail piece supplied standard
- Large Format Interchangeable Core housing supplied less core.
- 6-pin only

LFIC Rim Cylinder Accessories




2-639-7578
Breakoff Tailpiece Assy
 2-3/8" (60 mm)



2-300-0175
Breakoff Screws
 2-1/8" (54 mm)

Cylinder, Core & Keying - Large Format Interchangeable Core

LFIC Mortise Cylinder Housing



3902

Mortise Cylinder

- 2-639-7570 standard cam;
2-639-7571 Adams Rite Cam shipped loose in the box.
- Thread size is 1.150" x 32 UNS.
Cylinder face diameter is 1.360".
- Large Format Interchangeable
Core housing supplied less core
- **Must specify cam, 1-1/2" length**

LFIC Mortise Cylinder Cams



2-639-7570
Standard Yale Cam



2-639-7571
Adams Rite Cam



2-639-7572
Schlage "L" Cam
For use with Hager mortise locks
(all functions)



2-639-7573
Corbin/Best Cloverleaf Cam



2-639-7574
Sargent/Yale Cam

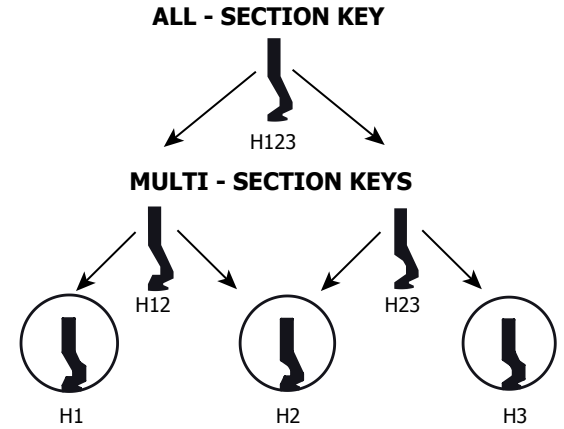
Cylinder, Core & Keying - Conventional Cylinders - Hager Keyway- (7-Pin Only)

Keying Options

Keyed function locks are supplied keyed different unless otherwise specified.

- Keyed alike, 0 bitted, 1 bitted
- Master keyed (must specify quantity of Master keys where applicable)
- Construction master keyed
- Keyed to specific or existing number
- Submit master keying form (page 86)
- Extra cut keys (3908 - Cut 7-pin)
- Key markings: 1AA, 2AA etc. (per key)
- Key markings other than key set (per key)
- Cylinder markings (visual or concealed)
- Do not duplicate standard
- Bitting lists are available, ordered separately from Master keyed order, specify 3998


- Notes:
- Keys are cut bow to tip
 - Must purchase capping block/press and key punch due to 140 pin spacing



Hager Keyway (Conventional Cylinders)



Cylinders




3906

Key-in Lever/ Deadlock Cylinder

- 140 Pin spacing
- Includes two operating keys
- Specify Hager keyway, tailpiece, and keying requirements

Note: Cylinder instructions and ordering guide available online.

Rim Cylinders



3901 Rim Cylinder

- 140 Pin spacing
- Conventional cylinder supplied 7-pin only
- Furnished with trim ring, mounting plate, and break off screws
- Long tail piece standard
- Supplied with two operating keys

Mortise Cylinders



3902

Mortise Cylinder

- 140 Pin spacing
- Conventional cylinder supplied 7-pin only
- 3975 standard cam attached and 3972 Adams Rite cam shipped loose in the box
- Thread size is 1.150" x 32 UNS
- Cylinder face diameter is 1.360"
- Supplied with two operating keys
- 1-1/8" (29 mm) standard length, 1-1/4" (31 mm) available, 1-5/8" (41 mm) for mortise exit devices
- **Must specify length, cam, keyway, and keying requirements**

Keys



3907 Key Blank

Hager keyways (H1, H2, H3, H12, H23, H123)



3908 Cut Key

- Hager keyways (H1, H2, H3, H12, H23, H123)
- Specify keying required (masterkey, construction masterkey, control key)

Cylinder, Core & Keying - SFIC - Hager Keyway - (7-Pin Only)

Keying Options

Cores are furnished keyed different unless otherwise specified. Other keying options include:

- Keyed alike
 - Master keyed (must specify quantity of master keys, control keys or additional change keys)
 - Keyed to specific or existing number
 - Key markings: 1AA, 2AA etc. (per key) - VKC
 - Key markings other than key set
 - Core markings (visual or concealed)
 - Do not duplicate standard
 - Bitting lists are available, sent by email
- * Construction master keyed not available.

Notes: • Keys are cut bow to tip
• Must purchase capping block/press and key punch due to 140 pin spacing

Keyways (Hager) - H1, H2 and H3 SFIC Cores



3969

Combined Core 7-Pin

- Includes two change keys
- Finishes include US4 or US26D
- 140 Pin spacing



3909

Uncombined Core 7-Pin

- Includes two key blanks
- Finishes include US4 or US26D
- 140 Pin spacing

SFIC Keys




3907

SFIC Key Blank

Hager keyways (H1, H2, H3, H12, H23, H123)

SFIC Rim Cylinder Housing



3901

Rim Cylinder

- Furnished with trim ring, mounting plate, and break off screws
- Long tail piece standard
- Small Format Interchangeable Core housing supplied less core
- Specify 7-pin

SFIC Mortise Cylinder Housing



3902

Mortise Cylinder

- 2-639-7082 standard cam; 2-639-7083 shipped loose in the box
- Thread size is 1.150" x 32 UNS. Cylinder face diameter is 1.360".
- Small Format Interchangeable Core housing supplied less core
- **Must specify length and cam, 7-pin 1-3/8"**



3908

SFIC Cut Key

- Hager keyways (H1, H2, H3, H12, H23, H123)
- Specify keying required (masterkey, construction masterkey, control key)

Cylinder, Core & Keying - Hager Keyway Accessories

2-639-7511

Pin Kit

- Includes top pins, SFIC bottom pins, full size bottom pins and springs
- Does not include SFIC caps

2-639-7517

Construction Balls

- Used for lost ball construction key
- Order in multiples of 1,000

2-639-7519

Retaining Pin Spring

Sold in multiples of 100

2-639-7520

Individual SFIC Caps

Sold in multiples of 500

2-639-7526

Retaining Pin

Secures screw cap on KIK cylinder

2-639-7527

Plug Follower (KIK)

2-639-7529

Decombinating Punch

2-639-7530

Capping Punch

2-639-7531

Decombinating Block (Punch Included)

2-639-7532

Manual Capping Block (Punch Included)

140 spacing

2-639-7535

Key Punch

140 spacing

2-639-7536

HPC 1200 Series Code Card

140 spacing

Cylinder, Core & Keying - Pins

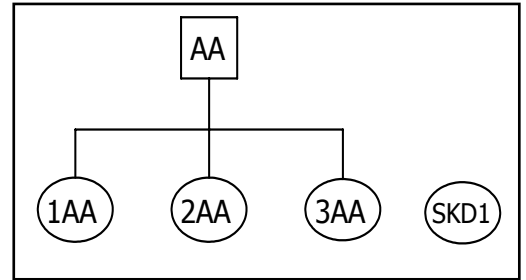
Original Manufacturer Nickel Silver Pins (Sold in multiples of 100)		
Part Number	Description	Size
2-639-8188	Top Pin	#2
2-639-8189	Top Pin	#3
2-639-8190	Top Pin	#4
2-639-8191	Top Pin	#5
2-639-8192	Top Pin	#6
2-639-8193	Top Pin	#7
2-639-8194	Top Pin	#8
2-639-8195	Top Pin	#9
2-639-8196	Top Pin	#10
2-639-8197	Top Pin	#11
2-639-8198	Top Pin	#12
2-639-8199	Top Pin	#13
2-639-8200	Top Pin	#14
2-639-8201	Top Pin	#15
2-639-8202	Top Pin	#16
2-639-8203	Top Pin	#17
2-639-8204	Top Pin	#18
2-639-8205	Top Pin	#19
2-639-8210	Full Bottom	#0
2-639-8211	Full Bottom	#1
2-639-8212	Full Bottom	#2
2-639-8213	Full Bottom	#3
2-639-8214	Full Bottom	#4
2-639-8215	Full Bottom	#5
2-639-8216	Full Bottom	#6
2-639-8217	Full Bottom	#7
2-639-8218	Full Bottom	#8
2-639-8219	Full Bottom	#9
2-639-8220	SFIC Bottom	#0
2-639-8221	SFIC Bottom	#1
2-639-8222	SFIC Bottom	#2
2-639-8223	SFIC Bottom	#3
2-639-8224	SFIC Bottom	#4
2-639-8225	SFIC Bottom	#5
2-639-8226	SFIC Bottom	#6
2-639-8227	SFIC Bottom	#7
2-639-8228	SFIC Bottom	#8
2-639-8229	SFIC Bottom	#9

Cylinder, Core & Keying - How To Order Key Systems

2 LEVEL SYSTEMS

Simple Master Key System

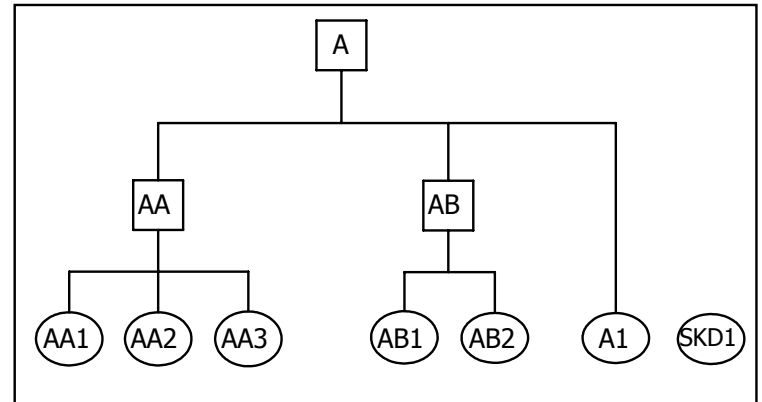
The master key symbol consists to TWO letters, **AA**. The change key numbers are added to the master key letters. The numbers come FIRST for a simple master key system, example: **1AA, 2AA, 3AA, etc.**



3 LEVEL SYSTEMS

Grand Master Key System

The grand master keyset symbol is assigned ONE letter, starting with **A**. The master keyset symbols under this grand are assigned TWO letters, the first of which will be the same as the grand; **AA, AB, AC, etc.** are all masters under the grand **A**. (Caution: **Do not use the letters, I, O, Q or X** because of the possible confusion with the numbers 1 & O. X is reserved for identifying cross keying.) Change key numbers come **AFTER** the letters, example: **AA1, AA2, AA3, etc.**



For master keyset symbols beyond AZ, insert a number between the letters to designate which pass through the alphabet they represent. **A2A** through **A2Z** represent the second pass through the alphabet of masters under the Grand **A**. **A3A** through **A3Z** would be the third pass through the alphabet. Change keys under these masters have the numbers suffixed in the usual way **A2A1, A2A2, A2A3, etc.**

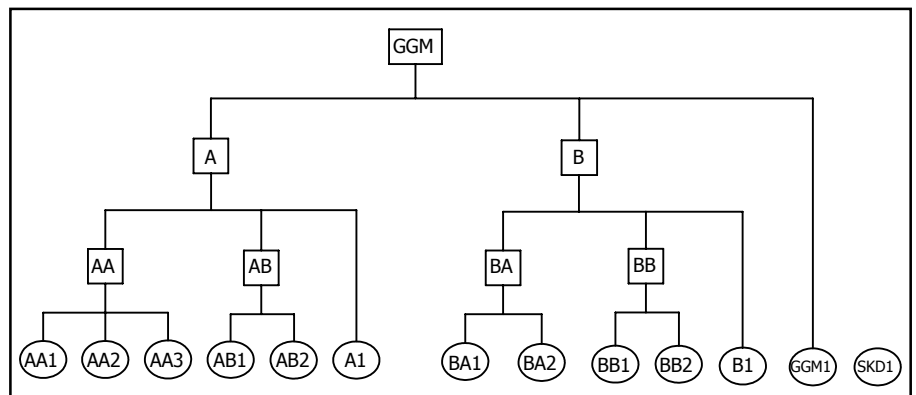
If a cylinder is to be operated by its change key and the GMK only (No master), the change number is added to the GMK symbol. This is illustrated by the keyset symbol **A1** in the schematic shown.

4 LEVEL SYSTEMS

Great Grand Master Key System

The great grand master is assigned the keyset symbol **GGM**. The rest of the symbols are the same as those in a 3 level system.

The grand master keys under the GGM are assigned the keyset symbol of single letters of the alphabet **A, B, C, D, etc.**, starting with **A**. The master keyset symbols under this grand are assigned TWO letters, the first of which will be the same as the grand; **AA, AB, ..., BA, BB, ..., CA, CB, ..., etc.** (Caution: **Do not use the letters, I, O, Q or X** because of the possible confusion with the numbers 1 & O. X is reserved for identifying cross keying.) Change key numbers come **AFTER** the letters, example: **AA1, AA2, AA3, etc.**



For masters beyond AZ, insert a number between the letters to designate which pass through the alphabet they represent. **A2A** through **A2Z** represent the second pass through the alphabet of masters under the Grand **A**. **A3A** through **A3Z** would be the third pass through the alphabet. Change keys under these masters have the numbers suffixed in the usual way **A2A1, A2A2, A2A3, etc.**

If a cylinder is to be operated by its change key and the GGM only (No grandmaster, no master), the change number is added to the GGM keyset symbol. This is illustrated by the keyset symbol **GGM1** in the schematic shown.

Cylinder, Core & Keying - How To Order Key Systems

SINGLE KEYED DIFFERENT (SKD) (Example: Narcotics Room, Pharmacies)

When requirements are such that no other key operates the cylinder (master, other change keys, etc.) they are referred to as "single keyed different" and given the keyset symbol **SKD**. When more than one SKD is required in a facility, they are numbered **SKD1, SKD2, SKD3, etc.**

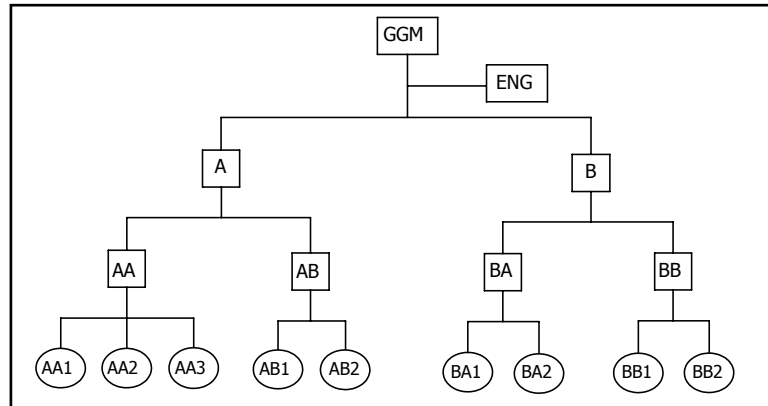
NO MASTER KEY (NMK)

When keying requirements are such that all higher levels of master keys do not operate the cylinder, the suffix **(NMK)** is added to the keyset symbol. For example, **AA1 (NMK)** is operated by the change key **AA1** only. Neither the A grand, nor the **AA** master operate the cylinder. A keyset symbol, **AA (NMK)** indicates the cylinder to be operated by the **AA** master only, the **A** grand does not operate the cylinder.

SELECTIVE MASTER KEYS

It is often useful in large keying systems to issue a high level master key to maintenance personnel which allows access across all master and grand master key boundaries of a keying system.

To designate that a lock be operated by a selective master key, suffix the symbol in parentheses to the standard symbol. Example: **AA1 (ENG)**. This must be added every time the selective key is to operate and left off whenever the selective key is NOT to operate. For instance, you may lay out a system in which key **AA1** is to operate two different offices. Inside one of them is an electrical cabinet which must be accessible to maintenance personnel carrying the **ENG** key. That lock must be specified as **AA1 (ENG)**, while the lock for the other office must be specified as **AA1**.



Selective master key is a convenience feature which decreases the security of the cylinders it operates and limits the expansion and flexibility of the overall keying system. Each selective master key typically eliminates 20-25% of the capacity of the system where it is used, so it should only be specified when absolutely required. It is recommended that no more than one system-wide selective master key be used within the same system.

CROSS KEYING

Like selective master keying, cross keying is a convenience feature and will limit the expansion and flexibility of the overall key system. Whenever two or more different change keys such as **AA1** and **AA2** are both required to operate the same cylinder, the cylinder's security is reduced. This is called cross keying. When the cross keying occurs under all the same higher levels (MK, GMK, GG MK), such as **AA1** and **AA2**, it is known as controlled cross keying. When you combine keys under different higher levels (MK, GMK, GG MK), such as **AA1** and **AB1**, it is known as uncontrolled cross keying, which you NEVER want to do.

Convenience may reduce cylinder security and hinder the overall key system expansion. Cross keying usually imposes limits on the flexibility and expansion of the overall keying system. This is especially true of uncontrolled cross keying. For these reasons, it is strongly recommended to allow personnel to carry more than one key. Cross keying should be discouraged whenever possible. However, when cross keying is required, it is specified as follows, and should be summarized at the beginning of each order. It cannot normally be added later. Each cross keyed set should also be limited to keys which are all under the same higher level master keys. Prefix the keyset symbol with the letter **X** (example: **XAA3**) All keys which are to operate the cylinder are to be listed following the keyset symbol with the phrase "to be operated by" ("TBOB", "OB", "operated by" are also common phrases/abbreviations used. Example: **XAA3**, operated by **AA1, AA2, AA**, and **A**. Note that **X** is a cylinder designation only. The change keyset would be **AA3**.

NOTE: HAGER WILL NOT DO UNCONTROLLED CROSS KEYING DUE TO THE REDUCED SECURITY IT CAUSES.

Cylinder, Core & Keying - How To Order Key Systems

CONSTRUCTION MASTER KEYING

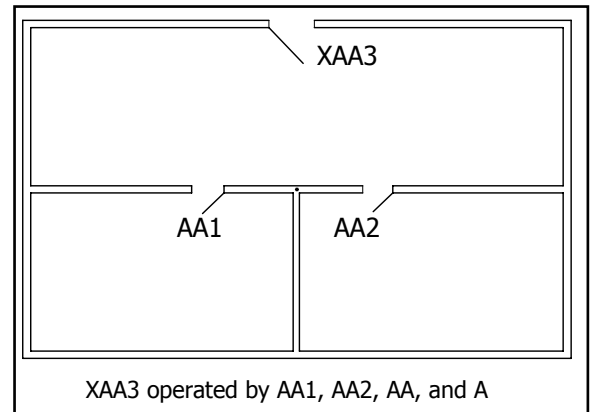
Hager uses the lost ball method for construction keying for conventional cylinders. If you have ordered Small Format Interchangeable Core (SFIC), you will be able to order temporary cores (Blue & Red are stock). Permanent cores will be shipped with permanent keys.

Recommendation:

Use as many keyed alike groups to conserve bitting combinations. Study blueprints and/or master plans for campuses to identify areas where more than one door leads into the same space, and where several different areas are used by the same personnel. These areas should be keyed alike (use the same keyset symbol). This conserves key bitting combinations for future use as well as reduces the need to issue master keys. Remember, key systems are much like a rubber band, it only stretches so far. You can stretch it horizontally to create more master keys, or vertically to create more changes under each master, but there is a finite number of combinations available.

Case #1 (Cross Keying)

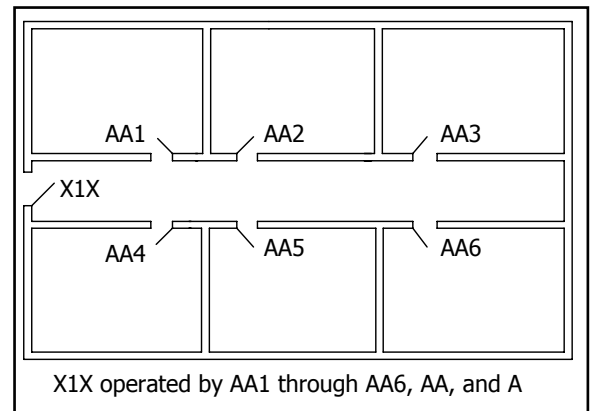
Cylinder requires its own change key. The illustration depicts part of a small medical building where two doctors share a common receptionist. The receptionist gets the **AA3** change key. Each doctor carries a key which operates only one office, but also operates the entrance from the corridor, by cross keying that cylinder to include the following keys to operate it. **XAA3, TBOB** (To Be Operated By) **AA1, AA2, AA and A**.



Case #2

The hall door cylinder does not require its own change key. This illustration depicts a section of a floor in a dormitory. Each student's bedroom change key operates the hall door cylinder. There is no need to construct a change key which operates only the hall door.

In this case, place an **X** at both the beginning and the end of the keyset symbol and a number between them. Example: **X1X, X2X, etc.** Again, always include the "TBOB" (to be operated by) phrase with a complete listing of the keyset symbols to operate the cylinder.



Master Keying Form

Hager order number: _____
 Account number: _____
 Customer: _____
 Customer PO number: _____
 Job name: _____
 Location: _____

Please fill out this form and either (1) 'Print (Ctrl+P) and fax' to 800-782-0149 with your Purchase order or (2) Click 'Save As' and save as Master Key Form - your company name to any location you wish-then email to masterkey@hagerco.com & orders@hagerco.com with the document and your Purchase Order as an attachment

Ship Lock to:

1. System

- New Existing

Requested ship date: _____

If existing, please attach biting sheet and complete following field:

Original Hager order number: _____

2a. System type

- Conventional keyed 5-pin
- Conventional keyed 6-pin (Standard)
- Conventional keyed 7-pin (H1, H2, H3 Only)
- Interchangeable core keyed 6- pin (Best Keyway)
- Interchangeable core keyed 7- pin (Best or Hager Keyway)

* Hager Keyway available in 7-pin only (Conventional & Interchangeable Core)

Change keys

Quantity

- Per core/cylinder (2ea per lock are included)
- Per key symbol

Special function

Quantity

- Control
- Maintenance
- Housekeeping
- Mechanical
- Engineering
- Janitorial
- SKD
- Other

2b. Keyways

- Arrow AR1
- Corbin 60
- Hager H1
- Kwikset KW1
- Corbin/RW L4
- Hager H2
- Sargent LA
- Weiser E
- Hager H3
- Yale E1R
- Schlage C
- Russwin D1
- Schlage E
- Schlage F
- Yale GA
- Best (Specify Keyway) _____

4a. Key stamping (visual key control)

- None
- Key set symbol
- Door number
- Bitting number
- Do not duplicate (standard with interchangeable core & Hager Keyways)
- Other _____

Please note that visual key control is recommended, otherwise, keys will be tagged with temporary identification.

3. System level AND key quantity

Level	Quantity
<input type="radio"/> GGGMK	<input style="width: 60px; height: 15px;" type="text"/>
<input type="radio"/> GGMK	<input style="width: 60px; height: 15px;" type="text"/>
<input type="radio"/> GMK	<input style="width: 60px; height: 15px;" type="text"/>
<input type="radio"/> MK	<input style="width: 60px; height: 15px;" type="text"/>
<input type="radio"/> Construction MK (Lost Ball) (Sch/Hag Conv. Only)	<input style="width: 60px; height: 15px;" type="text"/>
<input type="radio"/> Other	<input style="width: 60px; height: 15px;" type="text"/>

4b. Cylinder Stamping (Concealed Key Control - Additional Charges Apply)

- None
- KSS (Key Set Symbol)
- Concealed
- DN (Door Number)
- Visual
- Other

5. Packing

- Pack keys with lock/ cores
- Pack keys separate from lock/ cores

Ship To: (keys separate)

6. 3998 bitting list

- Yes No

Bitting lists are sent digitally/ E-mail to:

7. Future expansion (list future MK symbols, approximate number of change key symbols)

8. Contact Information for questions:

Name _____

Title: _____

Phone: _____

Fax: _____

Email: _____

Signature: _____

Is a signature required for future keying? Yes No

If yes:

Please note that this document will become part of the permanent keying files for this project. If the requirements for this master keying form change, it is the responsibility of the end user/owner to notify their local factory representative or Hager Companies.

9. Additional information/ Special Instructions

May submit excel file in lieu of this sheet.

Total quantity	Product	Stock number	Finish

Quantity	Door #	Keypad	Hardware set	Operated by	Remarks

More sheets added online.

May submit excel file in lieu of this sheet.

Total quantity	Product	Stock number	Finish
<input type="text"/>	<input type="text"/>	<input type="text"/>	<input type="text"/>

Quantity	Door #	Keypad	Hardware set	Operated by	Remarks
<input type="text"/>	<input type="text"/>	<input type="text"/>	<input type="text"/>	<input type="text"/>	<input type="text"/>
<input type="text"/>	<input type="text"/>	<input type="text"/>	<input type="text"/>	<input type="text"/>	<input type="text"/>
<input type="text"/>	<input type="text"/>	<input type="text"/>	<input type="text"/>	<input type="text"/>	<input type="text"/>
<input type="text"/>	<input type="text"/>	<input type="text"/>	<input type="text"/>	<input type="text"/>	<input type="text"/>
<input type="text"/>	<input type="text"/>	<input type="text"/>	<input type="text"/>	<input type="text"/>	<input type="text"/>
<input type="text"/>	<input type="text"/>	<input type="text"/>	<input type="text"/>	<input type="text"/>	<input type="text"/>
<input type="text"/>	<input type="text"/>	<input type="text"/>	<input type="text"/>	<input type="text"/>	<input type="text"/>
<input type="text"/>	<input type="text"/>	<input type="text"/>	<input type="text"/>	<input type="text"/>	<input type="text"/>
<input type="text"/>	<input type="text"/>	<input type="text"/>	<input type="text"/>	<input type="text"/>	<input type="text"/>
<input type="text"/>	<input type="text"/>	<input type="text"/>	<input type="text"/>	<input type="text"/>	<input type="text"/>
<input type="text"/>	<input type="text"/>	<input type="text"/>	<input type="text"/>	<input type="text"/>	<input type="text"/>
<input type="text"/>	<input type="text"/>	<input type="text"/>	<input type="text"/>	<input type="text"/>	<input type="text"/>
<input type="text"/>	<input type="text"/>	<input type="text"/>	<input type="text"/>	<input type="text"/>	<input type="text"/>
<input type="text"/>	<input type="text"/>	<input type="text"/>	<input type="text"/>	<input type="text"/>	<input type="text"/>
<input type="text"/>	<input type="text"/>	<input type="text"/>	<input type="text"/>	<input type="text"/>	<input type="text"/>
<input type="text"/>	<input type="text"/>	<input type="text"/>	<input type="text"/>	<input type="text"/>	<input type="text"/>
<input type="text"/>	<input type="text"/>	<input type="text"/>	<input type="text"/>	<input type="text"/>	<input type="text"/>
<input type="text"/>	<input type="text"/>	<input type="text"/>	<input type="text"/>	<input type="text"/>	<input type="text"/>
<input type="text"/>	<input type="text"/>	<input type="text"/>	<input type="text"/>	<input type="text"/>	<input type="text"/>
<input type="text"/>	<input type="text"/>	<input type="text"/>	<input type="text"/>	<input type="text"/>	<input type="text"/>
<input type="text"/>	<input type="text"/>	<input type="text"/>	<input type="text"/>	<input type="text"/>	<input type="text"/>
<input type="text"/>	<input type="text"/>	<input type="text"/>	<input type="text"/>	<input type="text"/>	<input type="text"/>
<input type="text"/>	<input type="text"/>	<input type="text"/>	<input type="text"/>	<input type="text"/>	<input type="text"/>
<input type="text"/>	<input type="text"/>	<input type="text"/>	<input type="text"/>	<input type="text"/>	<input type="text"/>
<input type="text"/>	<input type="text"/>	<input type="text"/>	<input type="text"/>	<input type="text"/>	<input type="text"/>
<input type="text"/>	<input type="text"/>	<input type="text"/>	<input type="text"/>	<input type="text"/>	<input type="text"/>
<input type="text"/>	<input type="text"/>	<input type="text"/>	<input type="text"/>	<input type="text"/>	<input type="text"/>
<input type="text"/>	<input type="text"/>	<input type="text"/>	<input type="text"/>	<input type="text"/>	<input type="text"/>
<input type="text"/>	<input type="text"/>	<input type="text"/>	<input type="text"/>	<input type="text"/>	<input type="text"/>
<input type="text"/>	<input type="text"/>	<input type="text"/>	<input type="text"/>	<input type="text"/>	<input type="text"/>
<input type="text"/>	<input type="text"/>	<input type="text"/>	<input type="text"/>	<input type="text"/>	<input type="text"/>
<input type="text"/>	<input type="text"/>	<input type="text"/>	<input type="text"/>	<input type="text"/>	<input type="text"/>
<input type="text"/>	<input type="text"/>	<input type="text"/>	<input type="text"/>	<input type="text"/>	<input type="text"/>
<input type="text"/>	<input type="text"/>	<input type="text"/>	<input type="text"/>	<input type="text"/>	<input type="text"/>
<input type="text"/>	<input type="text"/>	<input type="text"/>	<input type="text"/>	<input type="text"/>	<input type="text"/>
<input type="text"/>	<input type="text"/>	<input type="text"/>	<input type="text"/>	<input type="text"/>	<input type="text"/>
<input type="text"/>	<input type="text"/>	<input type="text"/>	<input type="text"/>	<input type="text"/>	<input type="text"/>
<input type="text"/>	<input type="text"/>	<input type="text"/>	<input type="text"/>	<input type="text"/>	<input type="text"/>

More sheets added online.

THIS PAGE INTENTIONALLY LEFT BLANK.