

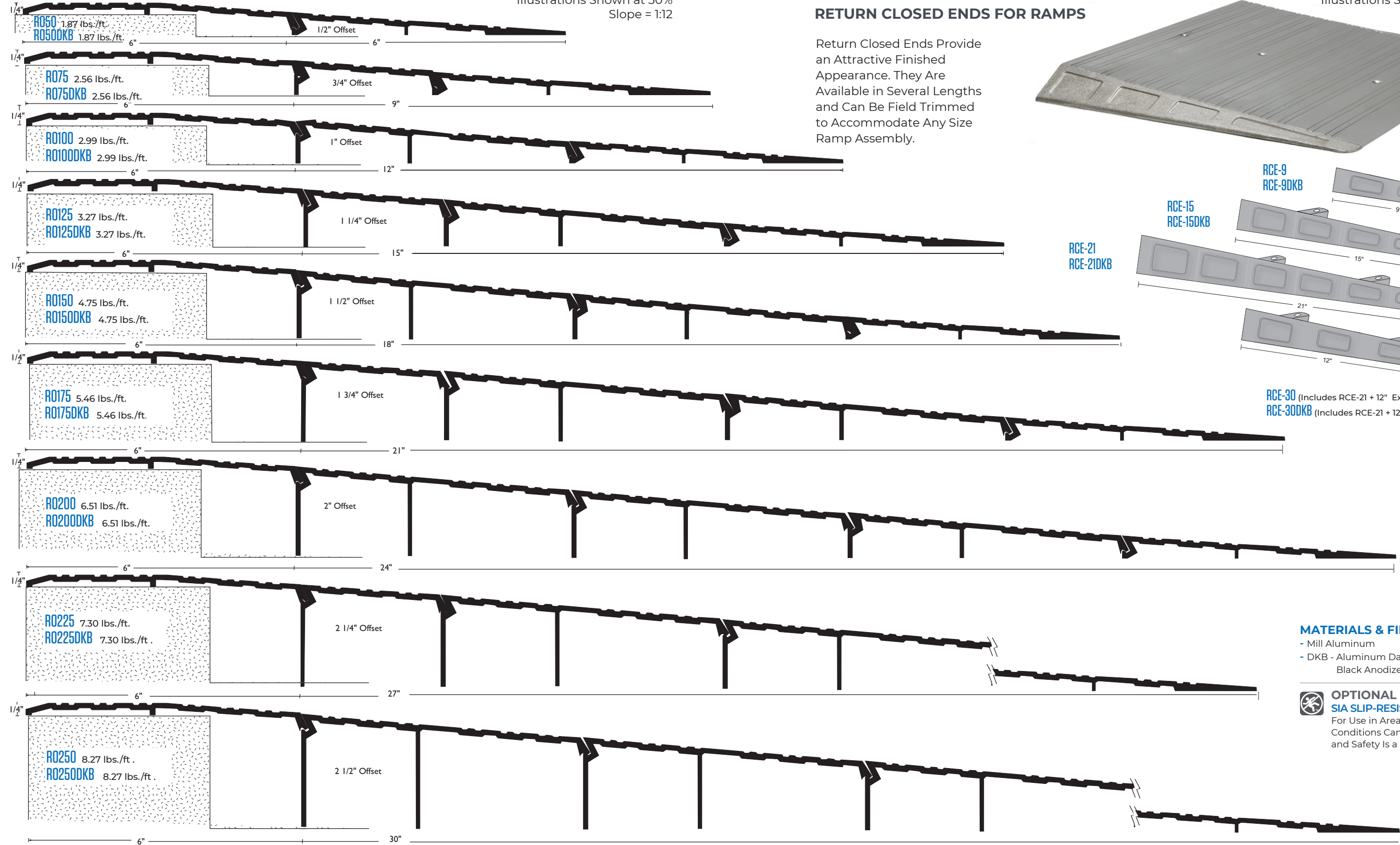
INTERLOCKING OFFSET RAMPS

ADA COMPLIANT

All Products On This Page



Illustrations Shown at 50%
Slope = 1:12



INTERLOCKING OFFSET RAMPS

ADA COMPLIANT

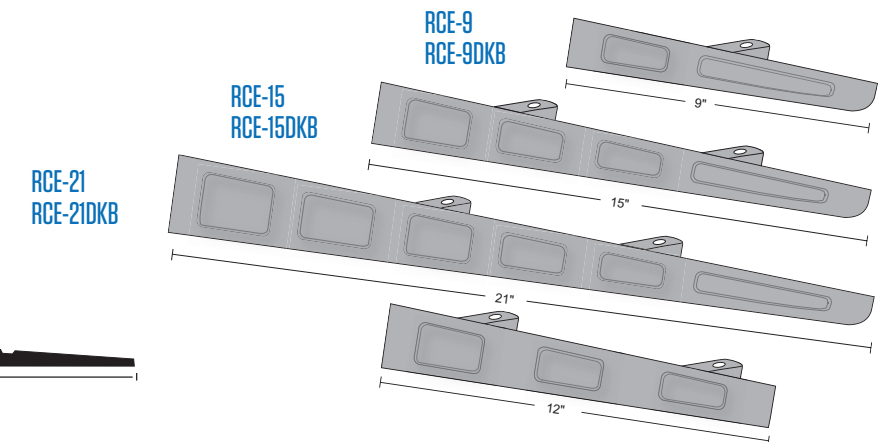

All Products On This Page



Illustrations Shown at 50%
Slope = 1:12

RETURN CLOSED ENDS FOR RAMPS

Return Closed Ends Provide an Attractive Finished Appearance. They Are Available in Several Lengths and Can Be Field Trimmed to Accommodate Any Size Ramp Assembly.



RCE-30 (Includes RCE-21 + 12" Extension)
RCE-30DKB (Includes RCE-21 + 12" Extension)

MATERIALS & FINISHES

- Mill Aluminum
- DKB - Aluminum Dark Bronze/Black Anodized

OPTIONAL SIA SLIP-RESISTANT FINISH

For Use in Areas Where Conditions Can Be Hazardous and Safety Is a Priority.