

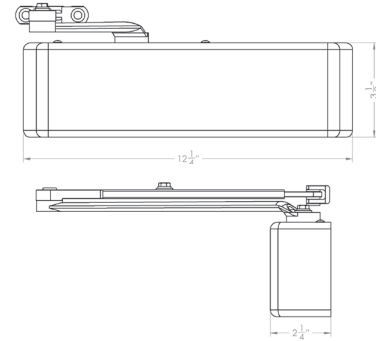
7100 Series

Grade 1 Institutional Full Featured Closer

Architectural Submittal Sheet

Typical Applications

- Assisted Living
- Higher Education
- High Use/High Abuse Situations
- K-12 Education
- Military and Government
- Multi-family
- Offices
- Public Buildings



Specifications



BODY:	• High Strength Cast Iron
ARMS:	• Forged steel main arm
ARM OPTIONS:	<ul style="list-style-type: none"> • PA – Parallel Arm • HO – Hold Open • DS/DSHO – Heavy Duty Parallel Stop • RA – Regular Arm • SCS/SCSHO – Spring Cushion Stop for DS/DSHO • TA/TAHO – Track Arm • EDA/EDAHO – Extra Duty Parallel Arm
PISTON:	• 1-1/2" diameter
ADJUSTMENT:	<ul style="list-style-type: none"> • Hydraulic controlled closing • Hydraulic backcheck standard • Backcheck positioning valve standard (starts backcheck snubbing sooner) • Optional delayed action (in addition to backcheck)
ADJUSTMENT VALVES:	• All Adjustment Valves are STAKED to prevent removal during adjustment.
SIZE:	• Adjustable BF through 6
MOUNTING RETROFIT:	<ul style="list-style-type: none"> • Mounting hole pattern retrofits LCN[®] 4040 • Tri-packed for regular, top jamb and parallel arm installations • Includes sex nuts/bolts and screws for wood/metal doors/frames • Self drilling self tapping screws standard • Separate limiting stop may be required for high abuse applications
COVER:	• Full plastic cover standard, optional full metal cover available
COLOR & ARCHITECTURAL FINISHES:	• 605 – Polished Brass, 625 – Polished Chrome, 689 – Aluminum, 693 – Black, 695 – Duro Bronze, 696 – Gold
WARRANTY:	• Twenty-five (25) year Limited Warranty
CERTIFICATIONS, LISTINGS, COMPLIANCES:	<ul style="list-style-type: none"> • UL listed for labeled swinging fire doors rated up to and including 3 hours • Certified to ANSI/BHMA A156.4 Grade 1 • Complies with ADA (Americans with Disabilities Act) and ICC/ANSI 117.1 for Accessible and Usable Buildings • TAA compliant. Country of origin: KR


7100 Series

Closers

CODE	SIZE	DESCRIPTION
7101 BC PA	BF-6	Closer, full cover, SNB (Tri-pack)
7101 BC PA	BF-6	Closer, full cover, Regular Arm, SNB
7101 BC PA HO	BF-6	Closer, hold open, full cover, SNB (Tri-pack)
7101 BC DS	BF-6	Closer, door saver, full cover, SNB (PA Only)
7101 BC DSHO	BF-6	Closer, door saver hold open, full cover, SNB (PA Only)
7101 BC EDA	BF-6	Closer, extra duty arm, full cover, SNB (PA Only)

CODE	SIZE	DESCRIPTION
7101 BC PA	BF-6	Closer, full cover, SNB (Tri-pack)
7101 BC PA	BF-6	Closer, full cover, Regular Arm, SNB
7101 BC PA HO	BF-6	Closer, hold open, full cover, SNB (Tri-pack)
7101 BC DS	BF-6	Closer, door saver, full cover, SNB (PA Only)
7101 BC DSHO	BF-6	Closer, door saver hold open, full cover, SNB (PA Only)
7101 BC EDA	BF-6	Closer, extra duty arm, full cover, SNB (PA Only)

Finishes



Options

CODE	DESCRIPTION
7141	Delayed Action (when ordering, replace 7101 with 7141 in part number)

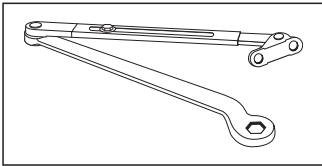
Spring Cushion Stop

CODE	DESCRIPTION
SCS-1	For 3'0" X 8'0" wood or hollow metal doors and frames
SCS-2	For 4'0" X 8'0" wood or hollow metal doors and frames

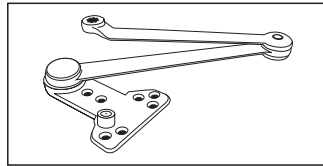
7100 Series

Arms

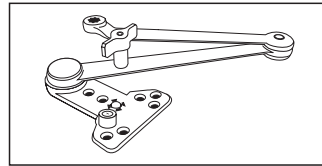
CODE	DESCRIPTION
RA	REGULAR ARM - Can be mounted REG/TJ/PA (requires PA bracket)
EDA	EXTRA DUTY ARM - PA application only (bumper eliminated)
DS	DOOR SAVER ARM (Limiting Stop) - PA application only
DSHO	DOOR SAVER HOLD OPEN ARM (limiting stop) PA application only
HO	HOLD OPEN ARM - can be mounted REG/TJ/PA (requires PA bracket)
EDAHO	EXTRA DUTY ARM HOLD OPEN - PA application only (bumper eliminated)
TA	TRACK ARM ASSEMBLY - (Includes track, arm and screws)
TAHO	TRACK ARM HOLD OPEN
PA	PARALLEL ARM BRACKET - HO and NHO



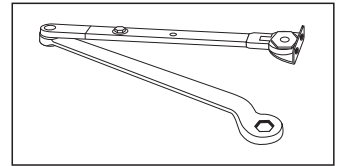
RA - REGULAR ARM



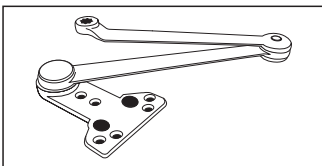
DS - DOOR SAVER (LIMITING STOP) ARM



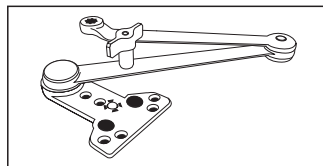
DSHO - DOOR SAVER (LIMITING STOP) HOLD OPEN ARM



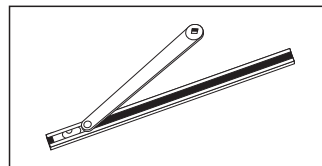
HO - HOLD OPEN ARM



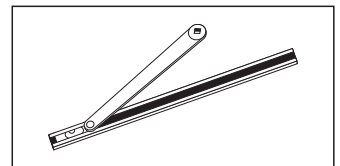
EDA - EXTRA DUTY ARM



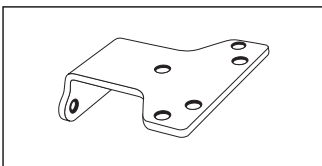
EDAHO - EXTRA DUTY ARM HOLD OPEN



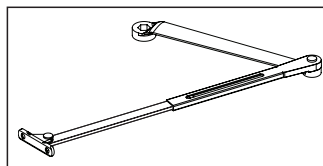
TA - TRACK ARM ASSEMBLY



TAHO - TRACK ARM HOLD OPEN



PA - PARALLEL ARM BRACKET



ELR - EXTENDED ARM