

80 Series Parts Manual



For assistance, contact SARGENT at
800-727-5477 or www.sargentlock.com

Experience a safer
and more open world

 **WARNING**

This product can expose you to lead which is known to the state of California to cause cancer and birth defects or other reproductive harm. For more information go to www.P65warnings.ca.gov.

Chassis Assemblies

8300	3
8400	4-9
8500	10-11
8600	12-27
8700	28-51
8800	52-66
8900	67-69

900 Series Mortise Locks 70-82

Rail Assemblies..... 83-103

700 Series ET Control..... 104-140

800 Series Trim..... 141-164

Auxiliary Controls..... 165-167

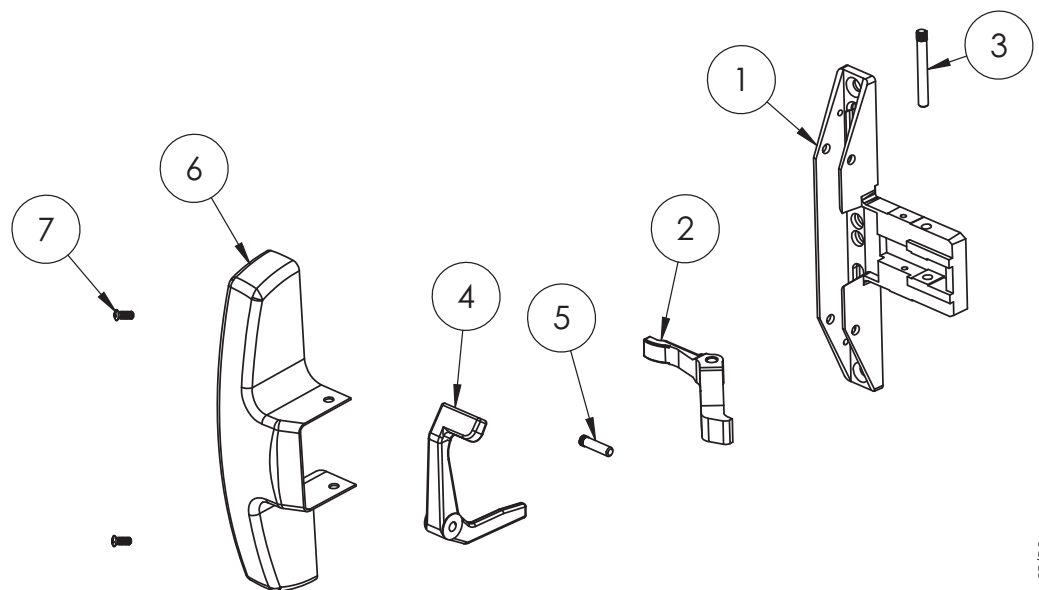
(12-)8304 (12-)8310 (12-)8313 (12-)8315
 (12-)8328 (12-)8343 (12-)8344 (12-)8363
 (12-)8375 (12-)8376

SARGENT
ASSA ABLOY

Function		Assembly No.	Description	Sellable
(12-) All functions	1 3/4" Door	68-2481	LHRB	Yes
		68-2482	RHRB	Yes
	2"-2 3/4" Door	68-2483	LHRB	Yes
		68-2484	RHRB	Yes

Item	Part No.	Description	Qty	Sellable
1	68-0486	Chassis	1	Yes
2	68-0241	Lift Arm	1	Yes
3	68-0239	Pivot Pin (Lift Arm)	1	Yes
4	68-0489	Lift Lever LHRB 1 3/4" Door	1	Yes
	68-0490	Lift Lever RHRB 1 3/4" Door	1	Yes
	68-0491	Lift Lever LHRB 2 3/4" Door	1	Yes
	68-0492	Lift Lever RHRB 2 3/4" Door	1	Yes
5	68-0479	Pivot Pin (Lift Lever)	1	Yes
6	68-0496	Cover ¹	1	Yes
7	68-3905	Cover Screw Pack ¹	2	Yes
Not Shown	—	900 Series Mortise Assembly ^{1,2,4}	1	Yes
	68-2520	Screw Pack Standard	1	Yes
	68-2522	Screw Pack (12-)	1	Yes
	C908	Strike Pack ³ (1 1/4" Standard Lip)	1	Yes

1. Specify finish
2. Specify hand
3. Specify lip length
4. Specify function



The warranty on SARGENT® products becomes void if the product is modified in any way, regardless of whether the modification causes or contributes to any alleged defect. If a SARGENT product is modified it may no longer meet industry certification and quality control standards applicable to the original product and is no longer a genuine SARGENT product.

Copyright © 2017-2020, SARGENT Manufacturing Company. All rights reserved. Reproduction in whole or in part without the express written permission of SARGENT Manufacturing Company is prohibited.

Experience a safer
and more open world

A8231-K 02/20

53-MD	8406	8443	8446	8473
MD-	8410	8413	8415	
53-MD-5CH-	8440	8474		
MD-5CH-				

SARGENT®
ASSA ABLOY

Function	Assembly No.	Description	Sellable
53-MD-(All Functions) MD-(All Functions) 53-MD-5CH-(All Functions) MD-5CH-(All Functions)	68-5944	LHRB Non-Cladded	Yes
	68-5945	RHRB Non-Cladded	Yes
	68-5946	LHRB 1/2" Cladded	Yes
	68-5951	RHRB 1/2" Cladded	Yes
	68-6013	LHRB 1/4" Cladded	Yes
	68-6014	RHRB 1/4" Cladded	Yes

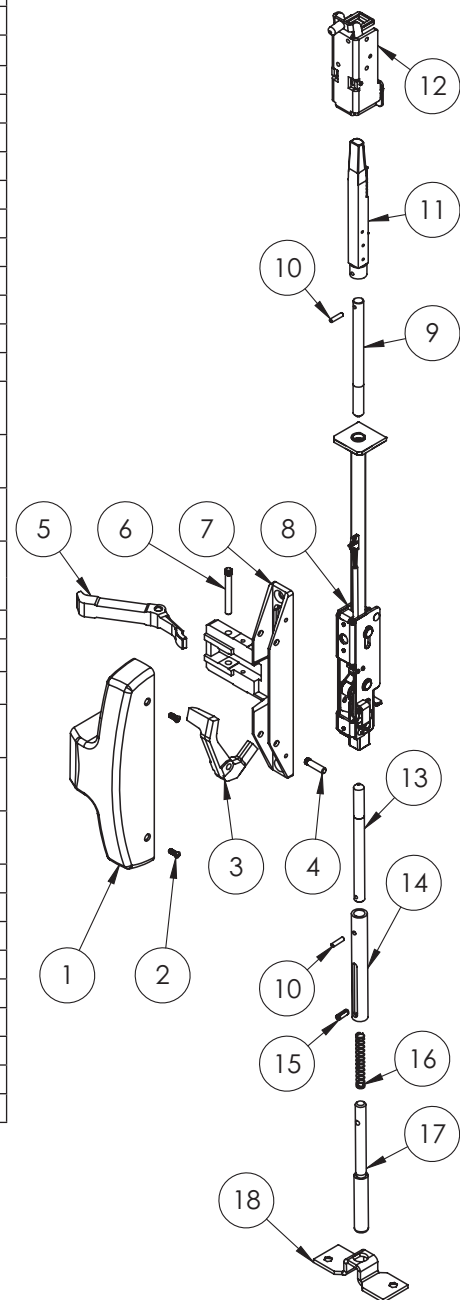
Item	Assy No.	Part No.	Description	Qty	Sellable
1	N/A	68-0496	Chassis Cover, Narrow*	1	Yes
2		68-3905	Screw Pack (B)*	1	Yes
3	See chart above	68-1644	LHRB Non-Cladded	1	Yes
		68-1645	RHRB Non-Cladded		Yes
		68-1646	LHRB 1/2" Cladded		Yes
		68-1647	RHRB 1/2" Cladded		Yes
		68-1649	LHRB 1/4" Cladded		Yes
		68-1650	RHRB 1/4" Cladded		Yes
		4	68-0479	Lift Lever Pivot Pin	1
5	68-0241	Lift Arm	1	Yes	
6	68-0239	Pivot Pin (Lift Arm)	1	Yes	
7		68-0486	Chassis	1	Yes
8	94-2008	N/A	Inner Chassis Assembly	1	Yes
	68-3854		53-Inner Chassis Assembly		Yes
	68-7936		5CH- Inner Chassis Assembly		Yes
	68-7789		5CH-53- Inner Chassis Assembly		Yes
9	(Std) MD691T (5CH) MD691T	(Std) MD660T	Top Rod ^{1,2,3}	1	Yes
		(5CH) MD660T			
10		01-0696	Coiled Pin	2	Yes
11		68-4840	Latch Bolt Assembly	1	Yes
		67-7938	5CH Latch Bolt Assembly	1	Yes
12	68-5374	N/A	Top Case Assembly STD	1	Yes
	68-5375		Top Case Assembly 1/4" Cladded		Yes
	68-5376		Top Case Assembly 1/2" Cladded		Yes
13	(Std) 691B (5CH) 691B	(Std) 660B	Bottom Rod ^{1,2,3}	1	Yes
		(5CH) 660B		1	Yes
14		94-0039	Bolt Sleeve	1	Yes
15		01-4389	Roll Pin	1	Yes
16		97-0454	Spring (Bottom Bolt)	1	Yes
17		94-0038	Bottom Bolt	1	Yes
18		N/A	68-0888	Bottom Plate	1
	68-3676		Screw Pack*	1	Yes
	652		Strike Pack	1	Yes

*Specify Finish

1. Specify AFF

2. Specify Opening Height

3. Specify Standard or 5CH prefix before order.



The warranty on SARGENT® products becomes void if the product is modified in any way, regardless of whether the modification causes or contributes to any alleged defect. If a SARGENT product is modified it may no longer meet industry certification and quality control standards applicable to the original product and is no longer a genuine SARGENT product.

Copyright © 2017-2020, SARGENT Manufacturing Company. All rights reserved. Reproduction in whole or in part without the express written permission of SARGENT Manufacturing Company is prohibited.

Experience a safer
and more open world

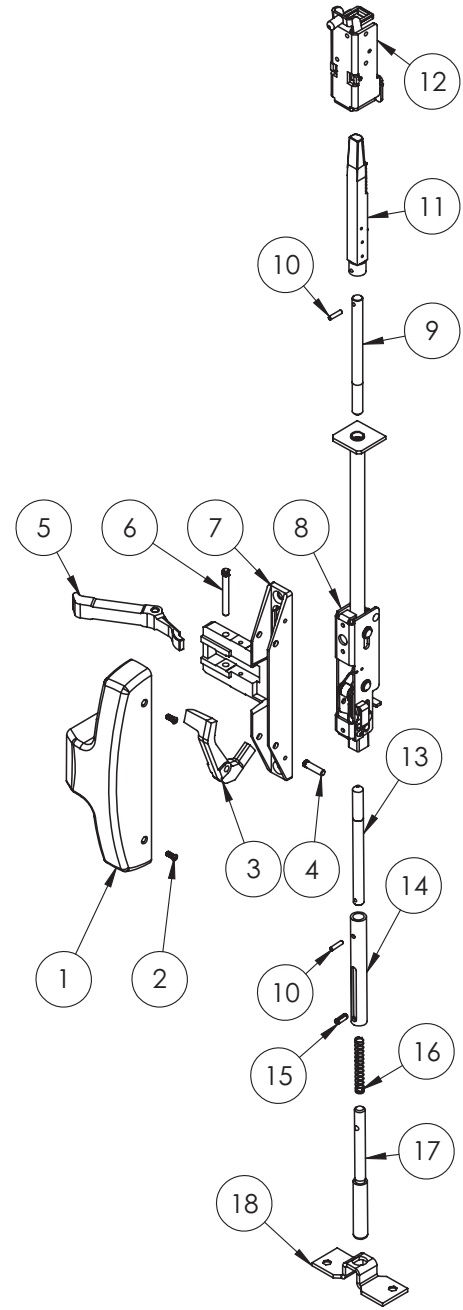
12-53-MD-	8406	8443	8446	8473
12-MD-	8410	8413	8415	8440
12-53-MD-5CH-	8474			
12-MD-5CH-				

SARGENT
ASSA ABLOY

Function	Assembly No.	Description	Sellable
12-53-MD-(All Functions) 12-MD-(All Functions) 12-53-MD-5CH-(All Functions) 12-MD-5CH-(All Functions)	68-5944	LHRB Non-Cladded	Yes
	68-5945	RHRB Non-Cladded	Yes
	68-5946	LHRB 1/2" Cladded	Yes
	68-5951	RHRB 1/2" Cladded	Yes
	68-6013	LHRB 1/4" Cladded	Yes
	68-6014	RHRB 1/4" Cladded	Yes

Item	Assy No.	Part No.	Description	Qty	Sellable
1	N/A	68-0496	Chassis Cover, Narrow*	1	Yes
2		68-3905	Screw Pack (B)*	1	Yes
3	See chart above	68-1644	LHRB Non-Cladded	1	Yes
		68-1645	RHRB Non-Cladded		Yes
		68-1646	LHRB 1/2" Cladded		Yes
		68-1647	RHRB 1/2" Cladded		Yes
		68-1649	LHRB 1/4" Cladded		Yes
		68-1650	RHRB 1/4" Cladded		Yes
4		68-0479	Lift Lever Pivot Pin	1	Yes
5		68-0241	Lift Arm	1	Yes
6		68-0239	Pivot Pin (Lift Arm)	1	Yes
7		68-0486	Chassis	1	Yes
8	68-3627	N/A	12- Inner Chassis Assembly	1	Yes
	68-3855		12-53- Inner Chassis Assembly		Yes
	68-7935		5CH-12- Inner Chassis Assembly		Yes
	68-7790		5CH-12-53- Inner Chassis Assembly		Yes
9	(Std) MD691T (5CH) MD691T	(Std) MD660T	Top Rod ^{1,2,3}	1	Yes
		(5CH) MD660T			
10		01-0696	Coiled Pin		Yes
11		68-4840	Latch Bolt Assembly		Yes
		67-7938	5CH Latch Bolt Assembly	1	Yes
12	68-5374	67-7938	Top Case Assembly STD	1	Yes
	68-5375		Top Case Assembly 1/4" Cladded		Yes
	68-5376		Top Case Assembly 1/2" Cladded		Yes
13	(Std) 691B (5CH) 691B	(Std) 660B	Bottom Rod ^{1,2,3}	1	Yes
		(5CH) 660B		1	Yes
14		94-0039	Bolt Sleeve	1	Yes
15		01-4389	Roll Pin	1	Yes
16		97-0454	Spring (Bottom Bolt)	1	Yes
17		94-0038	Bottom Bolt	1	Yes
18	N/A	68-0888	Bottom Plate	1	Yes
		68-3676	Screw Pack*	1	Yes
		650	Top Strike Pack	1	Yes
		606	Bottom Strike Pack	1	Yes

*Specify Finish
1. Specify AFF
2. Specify Opening Height
3. Specify Standard or 5CH prefix before order.



Experience a safer
and more open world

The warranty on SARGENT® products becomes void if the product is modified in any way, regardless of whether the modification causes or contributes to any alleged defect. If a SARGENT product is modified it may no longer meet industry certification and quality control standards applicable to the original product and is no longer a genuine SARGENT product.

Copyright © 2017-2020, SARGENT Manufacturing Company. All rights reserved. Reproduction in whole or in part without the express written permission of SARGENT Manufacturing Company is prohibited.

53-NB-MD	8406	8443	8446	8473
NB-MD-	8410	8413	8415	8440
53-NB-MD-5CH-	8474			
NB-MD-5CH-				

SARGENT®
ASSA ABLOY

Function	Assembly No.	Description	Sellable
53-NB-MD-(All Functions) NB-MD-(All Functions) 53-NB-MD-5CH-(All Functions) NB-MD-5CH-(All Functions)	68-5944	LHRB Non-Cladded	Yes
	68-5945	RHRB Non-Cladded	Yes
	68-5946	LHRB 1/2" Cladded	Yes
	68-5951	RHRB 1/2" Cladded	Yes
	68-6013	LHRB 1/4" Cladded	Yes
	68-6014	RHRB 1/4" Cladded	Yes

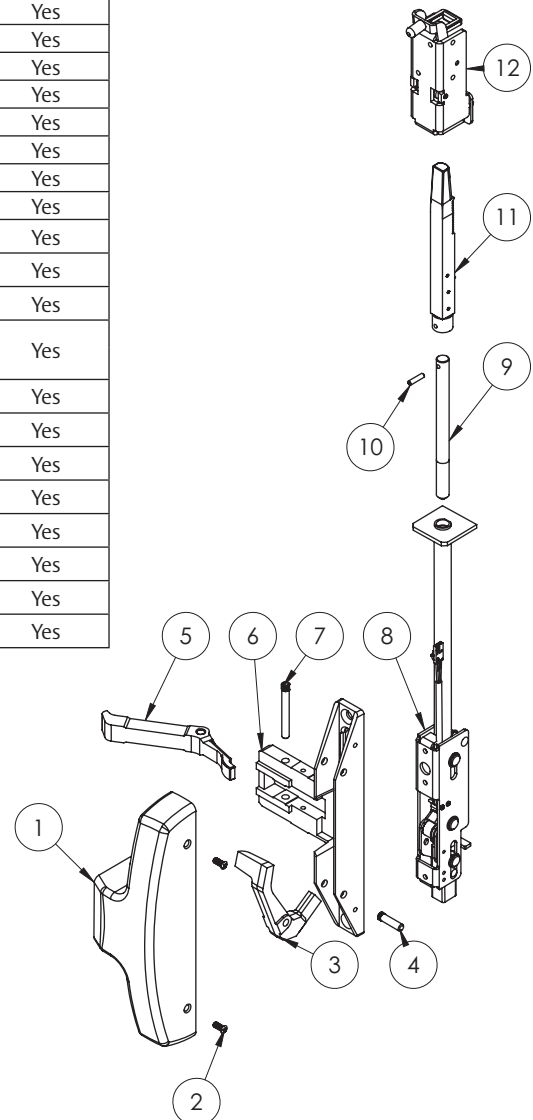
Item	Assy No.	Part No.	Description	Qty	Sellable
1	N/A	68-0496	Chassis Cover, Narrow*	1	Yes
2		68-3905	Screw Pack (B)*	1	Yes
3	See chart above	68-1644	LHRB Non-Cladded	1	Yes
		68-1645	RHRB Non-Cladded		Yes
		68-1646	LHRB 1/2" Cladded		Yes
		68-1647	RHRB 1/2" Cladded		Yes
		68-1649	LHRB 1/4" Cladded		Yes
		68-1650	RHRB 1/4" Cladded		Yes
4		68-0479	Lift Lever Pivot Pin	1	Yes
5		68-0241	Lift Arm	1	Yes
6		68-0486	Chassis	1	Yes
7		68-0239	Pivot Pin (Lift Arm)	1	Yes
8	94-2008	N/A	Inner Chassis Assembly	1	Yes
	68-3854		53-Inner Chassis Assembly		Yes
	68-7936		5CH- Inner Chassis Assembly		Yes
	68-7789		5CH-53- Inner Chassis Assembly		Yes
9	(Std) MD691T (5CH) MD691T	(Std) MD660T	Top Rod ^{1,2,3}	1	Yes
		(5CH) MD660T			
10		01-0696	Coiled Pin	2	Yes
11		68-4840	Latch Bolt Assembly	1	Yes
	67-7938	5CH Latch Bolt Assembly	1	Yes	
12	68-5374	N/A	Top Case Assembly STD	1	Yes
	68-5375		Top Case Assembly 1/4" Cladded		Yes
	68-5376		Top Case Assembly 1/2" Cladded		Yes
13	N/A	68-3676	Screw Pack*	1	Yes
		650	Top Strike Pack	1	Yes

*Specify Finish

1. Specify AFF

2. Specify Opening Height

3. Specify Standard or 5CH prefix before order.



12-53-NB-MD- 8406 8410 8413 8415 8440
 12-NB-MD 8443 8446 8473 8474
 12-53-NB-MD-5CH-
 12-NB-MD-5CH-

SARGENT
ASSA ABLOY

Function	Assembly No.	Description	Sellable
12-53-NB-MD-(All Functions) 12-NB-MD-(All Functions) 12-53-NB-MD-5CH-(All Functions) 12-NB-MD-5CH-(All Functions)	68-5944	LHRB Non-Cladded	Yes
	68-5945	RHRB Non-Cladded	Yes
	68-5946	LHRB 1/2" Cladded	Yes
	68-5951	RHRB 1/2" Cladded	Yes
	68-6013	LHRB 1/4" Cladded	Yes
	68-6014	RHRB 1/4" Cladded	Yes

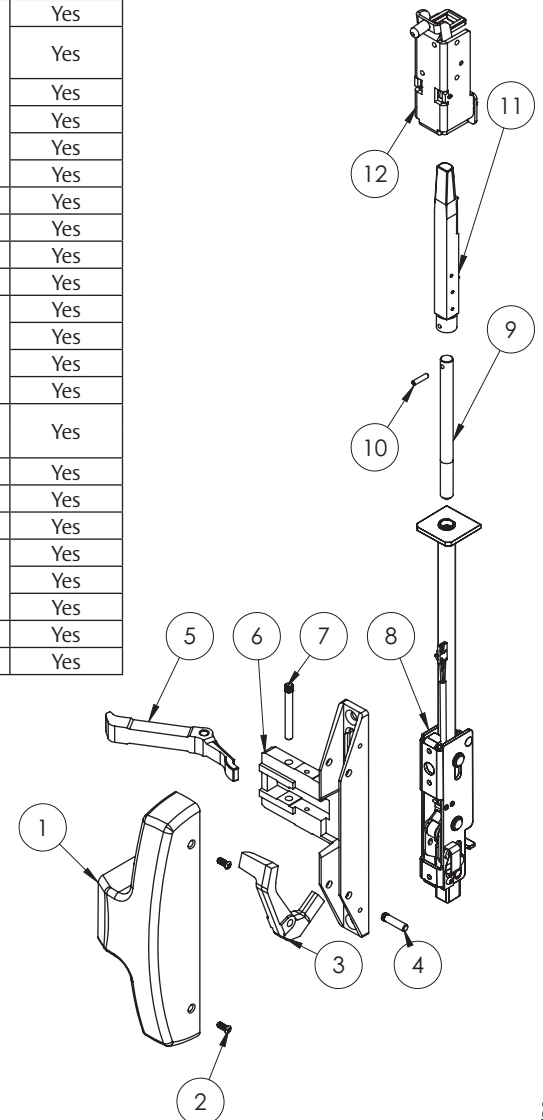
Item	Assy No.	Part No.	Description	Qty	Sellable		
1	N/A	68-0496	Chassis Cover, Narrow*	1	Yes		
2		68-3905	Screw Pack (B)*	1	Yes		
3	See chart above	68-1644	LHRB Non-Cladded	1	Yes		
		68-1645	RHRB Non-Cladded		Yes		
		68-1646	LHRB 1/2" Cladded		Yes		
		68-1647	RHRB 1/2" Cladded		Yes		
		68-1649	LHRB 1/4" Cladded		Yes		
		68-1650	RHRB 1/4" Cladded		Yes		
		4	68-0479	Lift Lever Pivot Pin	1	Yes	
5	68-0241	Lift Arm	1	Yes			
6	68-0486	Chassis	1	Yes			
7		68-0239	Pivot Pin (Lift Arm)	1	Yes		
8	68-3627	N/A	12- Inner Chassis Assembly	1	Yes		
	68-3855		12-53- Inner Chassis Assembly		Yes		
	68-7935		5CH-12- Inner Chassis Assembly		Yes		
	68-7790		5CH-12-53- Inner Chassis Assembly		Yes		
9	(Std) MD691T (5CH) MD691T	(Std) MD660T	Top Rod ^{1,2,3}	1	Yes		
10		(5CH) MD660T					
11		01-0696	Coiled Pin			2	Yes
		68-4840	Latch Bolt Assembly			1	Yes
		67-7938	5CH Latch Bolt Assembly			1	Yes
	68-5375 68-5376	67-7938	5CH Latch Bolt Assembly	1	Yes		
			Top Case Assembly 1/4" Cladded		Yes		
			Top Case Assembly 1/2" Cladded		Yes		
13	N/A	68-3676	Screw Pack*	1	Yes		
		650	Top Strike Pack	1	Yes		

*Specify Finish

1. Specify AFF

2. Specify Opening Height

3. Specify Standard or 5CH prefix before order.



Experience a safer
 and more open world

The warranty on SARGENT® products becomes void if the product is modified in any way, regardless of whether the modification causes or contributes to any alleged defect. If a SARGENT product is modified it may no longer meet industry certification and quality control standards applicable to the original product and is no longer a genuine SARGENT product.

Copyright © 2017-2020, SARGENT Manufacturing Company. All rights reserved. Reproduction in whole or in part without the express written permission of SARGENT Manufacturing Company is prohibited.

A8231-K 02/20

53-AD	8406	8474	8440	8410
AD	8413	8415	8443	8446
53-AD-5CH-	8473			
AD-5CH-				

SARGENT®
ASSA ABLOY

Function	Assembly No.	Description	Sellable
53-AD-(All Functions) AD-(All Functions) 53-AD-5CH-(All Functions) AD-5CH-(All Functions)	68-5944	LHRB Non-Cladded	Yes
	68-5945	RHRB Non-Cladded	Yes
	68-5946	LHRB 1/2" Cladded	Yes
	68-5951	RHRB 1/2" Cladded	Yes
	68-6013	LHRB 1/4" Cladded	Yes
	68-6014	RHRB 1/4" Cladded	Yes

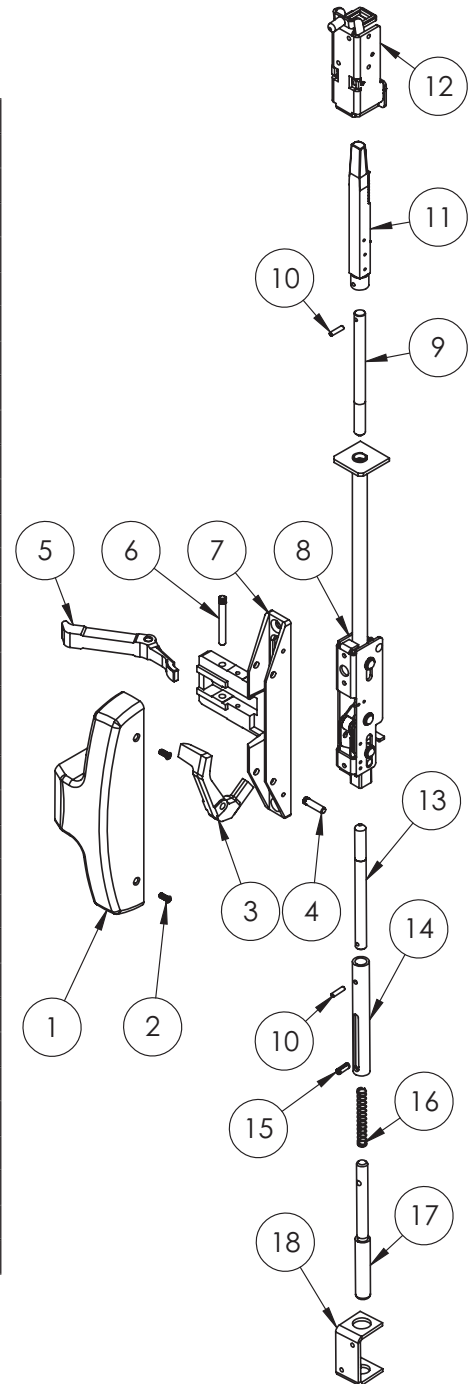
Item	Assy No.	Part No.	Description	Qty	Sellable
1	N/A	68-0496	Chassis Cover, Narrow*	1	Yes
2		68-3905	Screw Pack (B)*	1	Yes
3	See chart above	68-1644	LHRB Non-Cladded	1	Yes
		68-1645	RHRB Non-Cladded		Yes
		68-1646	LHRB 1/2" Cladded		Yes
		68-1647	RHRB 1/2" Cladded		Yes
		68-1649	LHRB 1/4" Cladded		Yes
		68-1650	RHRB 1/4" Cladded		Yes
4		68-0479	Lift Lever Pivot Pin	1	Yes
5		68-0241	Lift Arm	1	Yes
6		68-0239	Pivot Pin (Lift Arm)	1	Yes
7		68-0486	Chassis	1	Yes
8	94-2008	N/A	Inner Chassis Assembly	1	Yes
	68-3854		53- Inner Chassis Assembly		Yes
	68-7936		5CH- Inner Chassis Assembly		Yes
	68-7789		5CH-53- Inner Chassis Assembly		Yes
9	(Std) MD691T (5CH) MD691T	(Std) MD660T	Top Rod ^{1,2,3}	1	Yes
		(5CH) MD660T			
10		01-0696	Coiled Pin	2	Yes
11		68-4840	Latch Bolt Assembly	1	Yes
	67-7938	5CH Latch Bolt Assembly	1	Yes	
12	68-5374	N/A	Top Case Assembly STD	1	Yes
	68-5375		Top Case Assembly 1/4" Cladded		Yes
	68-5376		Top Case Assembly 1/2" Cladded		Yes
13	(Std) 691B (5CH) 691B	(Std) 660B	Bottom Rod ^{1,2,3}	1	Yes
		(5CH) 660B		1	Yes
14		94-0039	Bolt Sleeve	1	Yes
15		01-4389	Roll Pin	1	Yes
16		97-0454	Spring (Bottom Bolt)	1	Yes
17		94-0038	Bottom Bolt	1	Yes
18	N/A	68-0037	Bottom Case	1	Yes
		68-3676	Screw Pack*	1	Yes
		640	Aluminum Door Strike Pack	1	Yes

*Specify Finish

1. Specify AFF

2. Specify Opening Height

3. Specify Standard or 5CH prefix before order.



53-NB-AD 8406 8410 8413 8415 8440
 NB-AD- 8443 8446 8473 8474
 53-NB-AD-5CH-
 NB-AD-5CH-

SARGENT®
ASSA ABLOY

Function	Assembly No.	Description	Sellable
53-NB-AD-(All Functions) NB-AD-(All Functions) 53-NB-AD-5CH-(All Functions) NB-AD-5CH-(All Functions)	68-5944	LHRB Non-Cladded	Yes
	68-5945	RHRB Non-Cladded	Yes
	68-5946	LHRB 1/2" Cladded	Yes
	68-5951	RHRB 1/2" Cladded	Yes
	68-6013	LHRB 1/4" Cladded	Yes
	68-6014	RHRB 1/4" Cladded	Yes

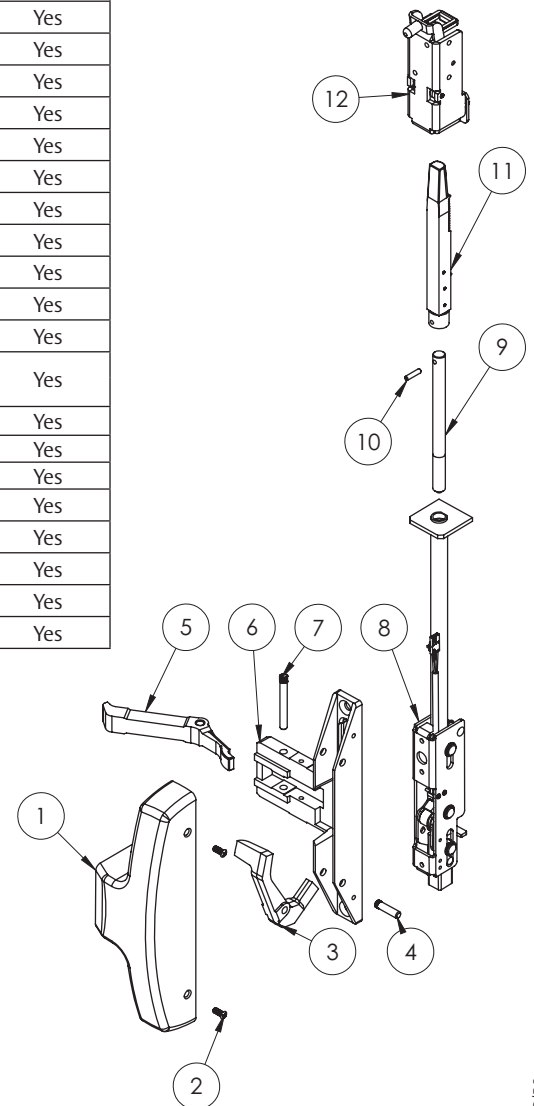
Item	Assy No.	Part No.	Description	Qty	Sellable
1	N/A	68-0496	Chassis Cover, Narrow*	1	Yes
2		68-3905	Screw Pack (B)*	1	Yes
3	See chart above	68-1644	LHRB Non-Cladded	1	Yes
		68-1645	RHRB Non-Cladded		Yes
		68-1646	LHRB 1/2" Cladded		Yes
		68-1647	RHRB 1/2" Cladded		Yes
		68-1649	LHRB 1/4" Cladded		Yes
		68-1650	RHRB 1/4" Cladded		Yes
4		68-0479	Lift Lever Pivot Pin	1	Yes
5		68-0241	Lift Arm	1	Yes
6		68-0486	Chassis	1	Yes
7		68-0239	Pivot Pin (Lift Arm)	1	Yes
8	94-2008	N/A	Inner Chassis Assembly	1	Yes
	68-3854		53- Inner Chassis Assembly		Yes
	68-7936		5CH- Inner Chassis Assembly		Yes
	68-7789		5CH-53- Inner Chassis Assembly		Yes
9	(Std) MD691T (5CH) MD691T	(Std) MD660T	Top Rod ^{1,2,3}	1	Yes
		(5CH) MD660T			
10		01-0696	Coiled Pin	2	Yes
11		68-4840	Latch Bolt Assembly	1	Yes
	67-7938	5CH Latch Bolt Assembly	1	Yes	
12	68-5374	N/A	Top Case Assembly STD	1	Yes
	68-5375		Top Case Assembly 1/4" Cladded		Yes
	68-5376		Top Case Assembly 1/2" Cladded		Yes
13	N/A	68-3676	Screw Pack*	1	Yes
		639	Aluminum Door Strike Pack	1	Yes

*Specify Finish

1. Specify AFF

2. Specify Opening Height

3. Specify Standard or 5CH prefix before order.



Experience a safer
 and more open world

The warranty on SARGENT® products becomes void if the product is modified in any way, regardless of whether the modification causes or contributes to any alleged defect. If a SARGENT product is modified it may no longer meet industry certification and quality control standards applicable to the original product and is no longer a genuine SARGENT product.

Copyright © 2017-2020, SARGENT Manufacturing Company. All rights reserved. Reproduction in whole or in part without the express written permission of SARGENT Manufacturing Company is prohibited.

A8231-K 02/20

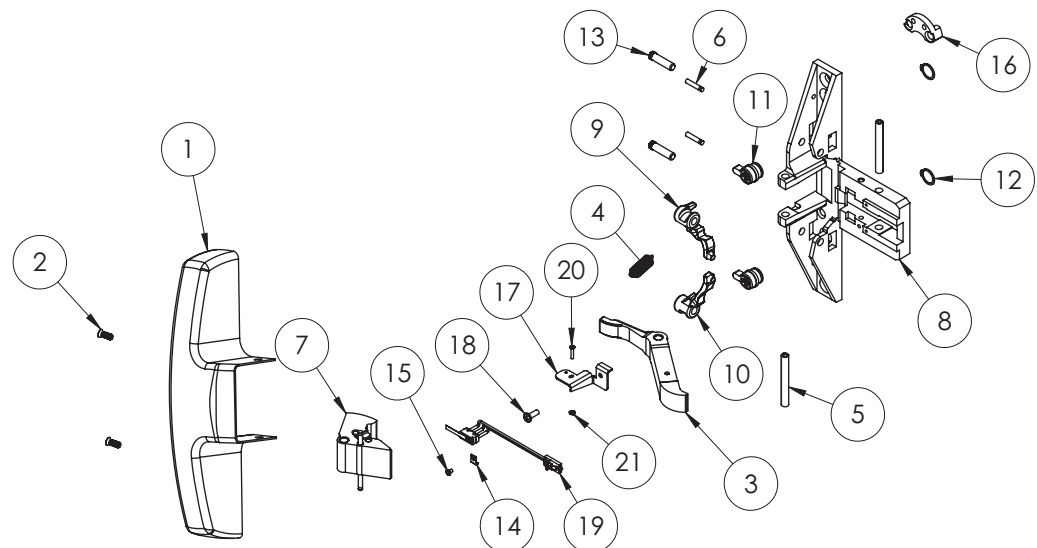
(12/53-/5CH)8504 (12/53-/5CH)8506 (12/53-/5CH)8510
 (12/53-/5CH)8513 (12/53-/5CH)8515 (12/53-/5CH)8540
 (12/53-/5CH)8543 (12/53-/5CH)8544 (12/53-/5CH)8546
 (12/53-/5CH)8573 (12/53-/5CH)8574

SARGENT®
ASSA ABLOY

Function	Assembly No.	Description	Sellable
(12-) All functions	68-5880	LHRB/RHRB	Yes
(12-) 53- All functions	68-7411	LHRB/RHRB	Yes
(12-) 5CH- All functions	68-8009	LHRB/RHRB	Yes
(12-) 53-, 5CH- All functions	68-8010	LHRB/RHRB	Yes

Item	Assy. No.	Part No.	Description	Qty	Sellable
1	N/A	68-0495	Cover ¹	1	Yes
2		68-3905	Cover Screw Pack ¹	1	Yes
3		68-1137	Lift Arm	1	Yes
4		98-0028	Latchbolt Spring	1	Yes
5		68-1831	Latch Bolt Spring (5CH-)	1	Yes
6		01-4512	Spirol Pin	2	Yes
7		01-0008	Groove Pin	2	No
8		68-7420	Latchbolt Assembly (53-)	1	Yes
9	68-6082	68-6021	Latchbolt Assembly (Std)	1	Yes
10		68-1624	8500 Chassis	1	No
11		68-1625	Lift Lever (RHRB)	1	
12		68-1626	Lift Lever (LHRB)	1	
13		94-0088	Cylinder Hub	2	
14		01-0005	Retaining Ring, Truarc 5100-43	2	
15		68-0479	Lift Lever Pivot Pin	2	
16		52-0310	Cable Clamp (53-)	1	Yes
17	N/A	01-1482	Cr-Phms (#2-56 X 1/8") (53-)	1	Yes
18		13-0458	Cylinder Retainer Pack (04 & 044 Functions Only)	1	Yes
19		68-1686	Switch Bracket (53-)	1	Yes
20		01-1220	#6-32 X 3/8" Length Ph Pn Hd Machine Screw (53-)	1	Yes
21		52-4545	Switch Assembly (53-)	1	Yes
Not Shown		01-9446	Machine Screw (#1-72 X 11/32" Ph Fl Hd) (53-)	1	Yes
		01-0909	Hex Machine Screw Nut (53-)	1	Yes
		68-2512	Screw Pack	1	Yes
		657	Strike Pack	1	Yes

1. Indicates finish required



The warranty on SARGENT® products becomes void if the product is modified in any way, regardless of whether the modification causes or contributes to any alleged defect. If a SARGENT product is modified it may no longer meet industry certification and quality control standards applicable to the original product and is no longer a genuine SARGENT product.

Copyright © 2017-2020, SARGENT Manufacturing Company. All rights reserved. Reproduction in whole or in part without the express written permission of SARGENT Manufacturing Company is prohibited.

Experience a safer
and more open world

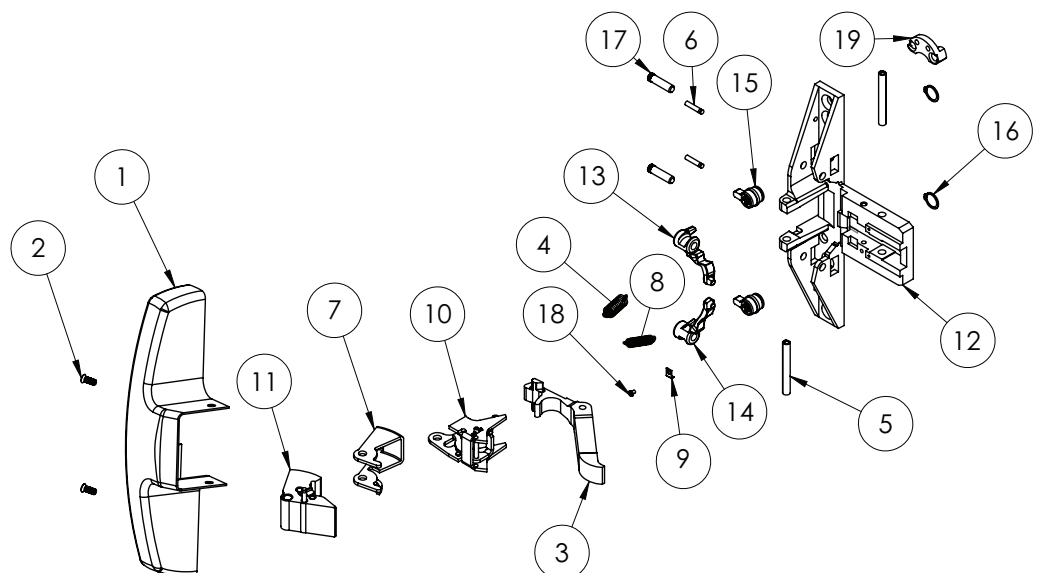
(12-/GL-/59-)8504 (12-/GL-/59-)8506 (12-/GL-/59-)8510
 (12-/GL-/59-)8513 (12-/GL-/59-)8515 (12-/GL-/59-)8540
 (12-/GL-/59-)8543 (12-/GL-/59-)8544 (12-/GL-/59-)8546
 (12-/GL-/59-)8573 (12-/GL-/59-)8574

SARGENT®
ASSA ABLOY

Function	Assembly No.	Description	Sellable
(12-)GL- All functions	68-5881	LHRB/RHRB	YES
(12-)59- All functions	68-5882	LHRB/RHRB	YES

Item	Assy. No.	Part No.	Description	Qty	Sellable
1	N/A	68-1020	Cover ¹	1	Yes
2		—	Screw Pack ¹	1	Yes
3		68-1353	Lift Arm (Guarded)	1	Yes
4		98-0028	Latchbolt Spring	1	Yes
5		01-4512	Spirol Pin	2	Yes
6		01-0008	Groove Pin	2	No
7		68-1352	Guide	1	Yes
8		68-1394	Extension Spring	1	Yes
9		52-0310	Cable Clamp (59-)	1	Yes
10		68-5949	Guard Bracket & Switch Assembly (59-)	1	No
		68-5947	8500 Guard Bracket Assembly (GL-)	1	No
11		68-4415	Guarded Latchbolt	1	Yes
12	68-6082	68-1624	8500 Chassis	1	No
13		68-1625	Lift Lever (RhRb)	1	
14		68-1626	Lift Lever (LhRb)	1	
15		94-0088	Cylinder Hub	2	
16		01-0005	Retaining Ring	2	
17		68-0479	Lift Lever Pivot Pin	2	
18	N/A	01-1482	Cr-Phms (#2-56 X 1/8") (59-)	1	Yes
19		13-0458	Cylinder Retainer Pack (04 & 044 Functions Only)	1	Yes
Not Shown		68-2512	Screw Pack	1	Yes
		657	Strike Pack	1	Yes

1. Indicates finish required



The warranty on SARGENT® products becomes void if the product is modified in any way, regardless of whether the modification causes or contributes to any alleged defect. If a SARGENT product is modified it may no longer meet industry certification and quality control standards applicable to the original product and is no longer a genuine SARGENT product.

Copyright © 2017-2020, SARGENT Manufacturing Company. All rights reserved. Reproduction in whole or in part without the express written permission of SARGENT Manufacturing Company is prohibited.

Experience a safer
 and more open world

53-MD- 8606 8643 8646 8673
59-MD 8610 8613 8615 8674
MD- 8640
53-MD-5CH-
MD-5CH-

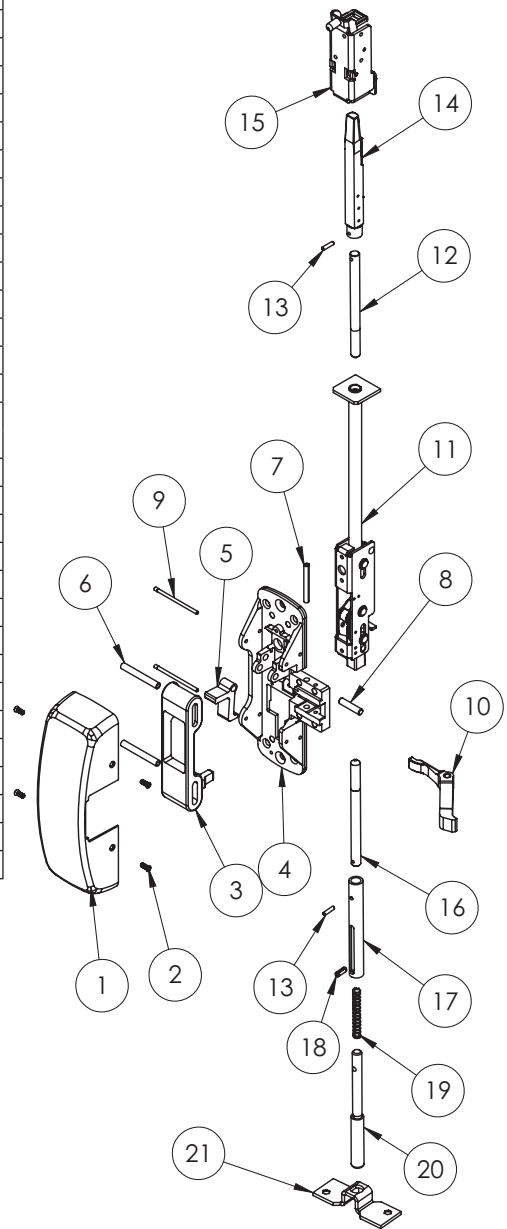
SARGENT®
ASSA ABLOY

Function	Assembly No.	Description	Sellable
53-MD- 59-MDMD- 53-MD-5CH MD-5CH- (All Functions)	68-5068	LHRB Chassis Assembly	Yes
	68-5069	RHRB Chassis Assembly	Yes
	68-5070	59- LHRB Chassis Assembly	Yes
	68-5071	59- RHRB Chassis Assembly	Yes

Item	Assy No.	Part No.	Description	Qty	Sellable
1	N/A	68-0407	Chassis Cover*	1	Yes
2		68-3905	Screw Pack (B)*	1	Yes
3	See chart above	68-0011	Main Slide	1	Yes
		68-1815	59- Main Slide		No
		68-1836	Main Slide Cup to 1/2" Cladding ⁴		Yes
4		68-1505	Chassis (LH)	1	Yes
		68-1506	Chassis (RH)		Yes
5		68-1503	Lift Lever	1	Yes
6		68-0012	Roller (Main Slide)	2	Yes
7		01-4512	Spirol Pin	1	Yes
8		68-0324	Lift Lever Pivot Pin	1	Yes
9		68-0323	Chassis Pin	2	Yes
10		68-0241	Lift Arm	1	Yes
		68-1137	59- Lift Arm		Yes
11	94-2008	N/A	Inner Chassis Assembly	1	Yes
	68-3854		53- Inner Chassis Assembly ³		Yes
	68-7936		5CH- Inner Chassis Assembly		Yes
	68-7789		5CH-53- Inner Chassis Assembly		Yes
12	(Std) MD691T (5CH) MD691T	(Std) MD660T	Top Rod ^{1,2,5}	1	Yes
(5CH) MD660T					
13		01-0696	Coiled Pin	2	Yes
14		68-4840	Latch Bolt Assembly	1	Yes
	67-7938	5CH Latch Bolt Assembly	1	Yes	
15	68-5374	N/A	Top Case Assembly STD	1	Yes
	68-5375		Top Case Assembly 1/4" Cladded		Yes
	68-5376		Top Case Assembly 1/2" Cladded		Yes
16	(Std) 691B (5CH) 691B	(Std) 660B	Bottom Rod ^{1,2,5}	1	Yes
(5CH) 660B		1		Yes	
17		94-0039	Bolt Sleeve	1	Yes
18		01-4389	Roll Pin	1	Yes
19		97-0454	Spring (Bottom Bolt)	1	Yes
20		94-0038	Bottom Bolt	1	Yes
21	N/A	68-0888	Bottom Plate	1	Yes
		68-4389	Screw Pack (W)*	1	Yes
		652	Strike Pack	1	Yes

*Specify Finish

1. Specify AFF
2. Specify Opening Height
3. Also used with 59-
4. Cut the main slide finger as needed for panel thickness
5. Specify Standard or 5CH prefix before order.



The warranty on SARGENT® products becomes void if the product is modified in any way, regardless of whether the modification causes or contributes to any alleged defect. If a SARGENT product is modified it may no longer meet industry certification and quality control standards applicable to the original product and is no longer a genuine SARGENT product.

Copyright © 2017-2020, SARGENT Manufacturing Company. All rights reserved. Reproduction in whole or in part without the express written permission of SARGENT Manufacturing Company is prohibited.

Experience a safer
and more open world

12-53-MD- 8606 8643 8646 8673
 12-59-MD- 8610 8613 8615 8674
 12-MD- 8640
 12-53-MD-5CH-
 12-MD-5CH-

SARGENT
ASSA ABLOY

Function	Assembly No.	Description	Sellable
12-53-MD-	68-5068	LHRB Chassis Assembly	Yes
12-59-MD-	68-5069	RHRB Chassis Assembly	Yes
12-MD-	68-5070	59- LHRB Chassis Assembly	Yes
12-53-MD-5CH- 12-MD-5CH- (All Functions)	68-5071	59- RHRB Chassis Assembly	Yes

Item	Assy No.	Part No.	Description	Qty	Sellable	
1	N/A	68-0407	Chassis Cover*	1	Yes	
2		68-3905	Screw Pack (B)*	1	Yes	
3	See chart above	68-0011	Main Slide	1	Yes	
		68-1815	59- Main Slide		No	
		68-1836	Main Slide Cup to 1/2" Cladding ⁴		Yes	
4		68-1505	Chassis (LH)	1	Yes	
68-1506		Chassis (RH)	Yes			
5		68-1503	Lift Lever	1	Yes	
6		68-0012	Roller (Main Slide)	2	Yes	
7		01-4512	Spirol Pin	1	Yes	
8		68-0324	Lift Lever Pivot Pin	1	Yes	
9		68-0323	Chassis Pin	2	Yes	
10		68-0241	Lift Arm	1	Yes	
		68-1137	59- Lift Arm		Yes	
11		68-3627	N/A	12- Inner Chassis Assembly	1	Yes
		68-3855		12- 53- Inner Chassis Assembly ³		Yes
		68-7935		5CH-12- Inner Chassis Assembly		Yes
	68-7790	5CH-12-53- Inner Chassis Assembly		Yes		
12	(Std) MD691T (5CH) MD691T	(Std) MD660T	Top Rod ^{1,2,5}	1	Yes	
(5CH) MD660T						
13		01-0696	Coiled Pin	2	Yes	
14		68-4840	Latch Bolt Assembly	1	Yes	
	67-7938	5CH Latch Bolt Assembly	1	Yes		
15	68-5374	N/A	Top Case Assembly STD	1	Yes	
	68-5375		Top Case Assembly 1/4" Cladded		Yes	
	68-5376		Top Case Assembly 1/2" Cladded		Yes	
16	(Std) 691B (5CH) 691B	(Std) 660B	Bottom Rod ^{1,2,5}	1	Yes	
		(5CH) 660B		1	Yes	
17		94-0039	Bolt Sleeve	1	Yes	
18		01-4389	Roll Pin	1	Yes	
19		97-0454	Spring (Bottom Bolt)	1	Yes	
20		94-0038	Bottom Bolt	1	Yes	
21		N/A	68-0888	Bottom Plate	1	Yes
			68-4389	Screw Pack(W)*	1	Yes
	650		Top Strike Pack	1	Yes	
	606		Bottom Strike Pack		Yes	

*Specify Finish

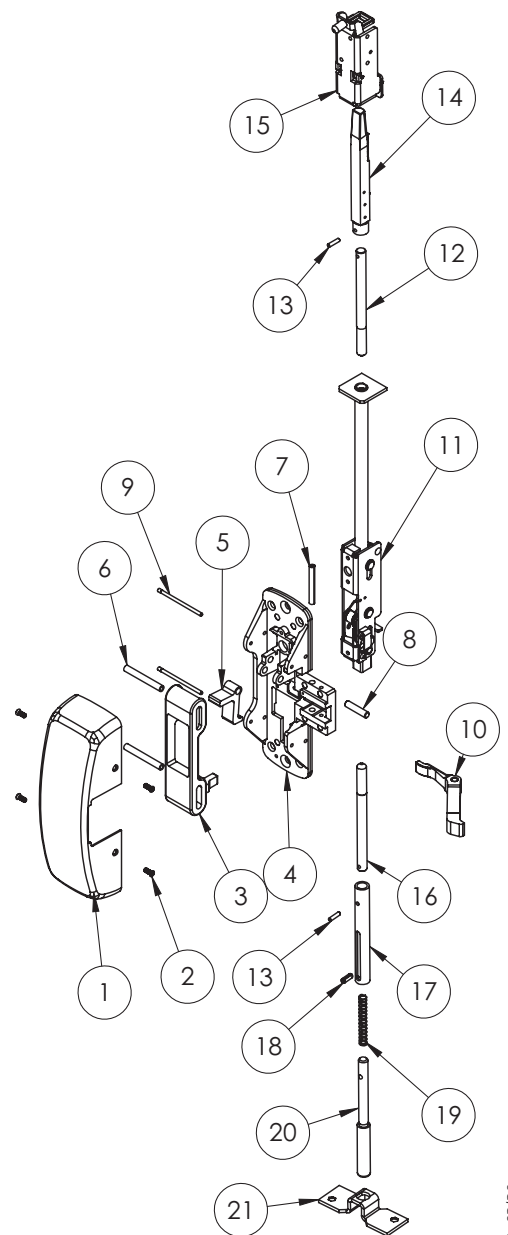
1. Specify AFF

2. Specify Opening Height

3. Also used with 12-59-

4. Cut the main slide finger as needed for panel thickness

5. Specify Standard or 5CH prefix before order



Experience a safer
 and more open world

The warranty on SARGENT® products becomes void if the product is modified in any way, regardless of whether the modification causes or contributes to any alleged defect. If a SARGENT product is modified it may no longer meet industry certification and quality control standards applicable to the original product and is no longer a genuine SARGENT product.

Copyright © 2017-2020, SARGENT Manufacturing Company. All rights reserved. Reproduction in whole or in part without the express written permission of SARGENT Manufacturing Company is prohibited.

13

A8231-K 02/20

53-NB-MD- 8606 8610 8613 8615
59-NB-MD- 8640 8643 8646 8673
NB-MD- 8674
53-NB-MD-5CH-
NB-MD-5CH-

SARGENT
ASSA ABLOY

Function	Assembly No.	Description	Sellable
53-NB-MD-	68-5068	LHRB Chassis Assembly	Yes
59-NB-MD-	68-5069	RHRB Chassis Assembly	Yes
NB-MD-	68-5070	59- LHRB Chassis Assembly	Yes
53-NB-MD-5CH- NB-MD-5CH- (All Functions)	68-5071	59- RHRB Chassis Assembly	Yes

Item	Assy No.	Part No.	Description	Qty	Sellable
1	N/A	68-0407	Chassis Cover*	1	Yes
2		68-3905	Screw Pack (B)*	1	Yes
3	See chart above	68-0011	Main Slide	1	Yes
		68-1815	59- Main Slide		No
		68-1836	Main Slide Cup to 1/2" Cladding ⁴		Yes
4		68-1505	Chassis (LH)	1	Yes
		68-1506	Chassis (RH)		Yes
5		68-1503	Lift Lever	1	Yes
6		68-0012	Roller (Main Slide)	2	Yes
7		01-4512	Spirol Pin	1	Yes
8		68-0324	Lift Lever Pivot Pin	1	Yes
9		68-0323	Chassis Pin	2	Yes
10		68-0241	Lift Arm	1	Yes
		68-1137	59- Lift Arm		Yes
11	94-2008	N/A	Inner Chassis Assembly	1	Yes
	68-3854		53- Inner Chassis Assembly ³		Yes
	68-7936		5CH- Inner Chassis Assembly		Yes
	68-7789		5CH-53- Inner Chassis Assembly		Yes
12	(Std) MD691T (5CH) MD691T	(Std) MD660T	Top Rod ^{1,2,5}	1	Yes
(5CH) MD660T					
13		01-0696	Coiled Pin	2	Yes
14		68-4840	Latch Bolt Assembly	1	Yes
		67-7938	5CH Latch Bolt Assembly	1	Yes
15	68-5374	N/A	Top Case Assembly STD	1	Yes
	68-5375		Top Case Assembly 1/4" Cladded		Yes
	68-5376		Top Case Assembly 1/2" Cladded		Yes
	N/A	68-4389	Screw Pack(W)*	1	Yes
		650	Top Strike Pack	1	Yes

*Specify Finish

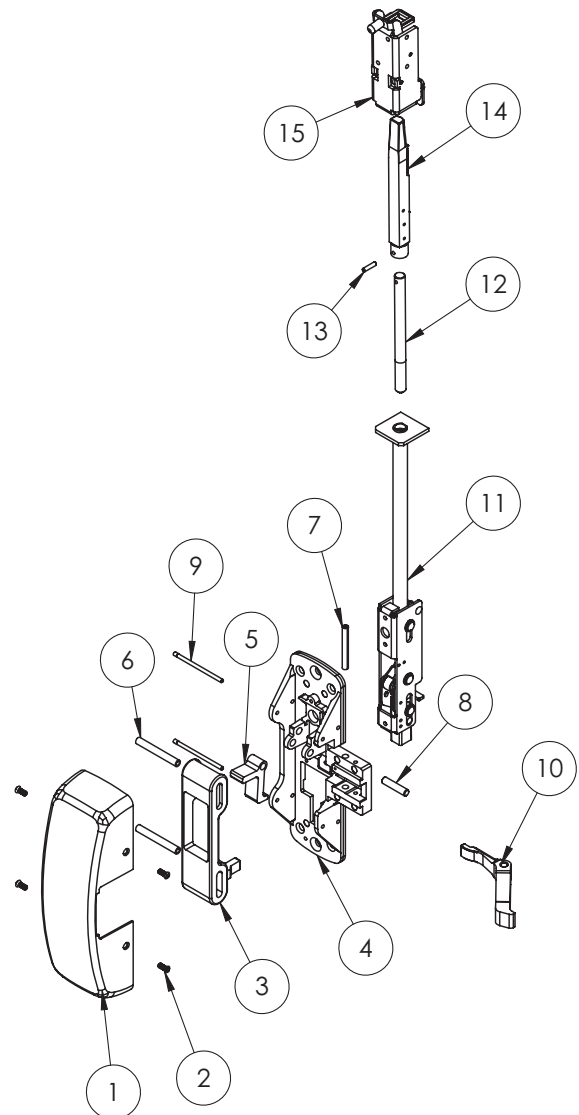
1. Specify AFF

2. Specify Opening Height

3. Also used with 59-

4. Cut the main slide finger as needed for panel thickness

5. Specify Standard or 5CH prefix before order



The warranty on SARGENT® products becomes void if the product is modified in any way, regardless of whether the modification causes or contributes to any alleged defect. If a SARGENT product is modified it may no longer meet industry certification and quality control standards applicable to the original product and is no longer a genuine SARGENT product.

Copyright © 2017-2020, SARGENT Manufacturing Company. All rights reserved. Reproduction in whole or in part without the express written permission of SARGENT Manufacturing Company is prohibited.

Experience a safer
and more open world

12-53-NB-MD- 8606 8610 8613 8615
 12-59-NB-MD- 8640 8643 8646 8673
 12-NB-MD- 8674
 12-53-NB-MD-5CH-
 12-NB-MD-5CH-

SARGENT
ASSA ABLOY

Function	Assembly No.	Description	Sellable
12-53-NB-MD-	68-5068	LHRB Chassis Assembly	Yes
12-59-NB-MD-	68-5069	RHRB Chassis Assembly	Yes
12-NB-MD-	68-5070	59- LHRB Chassis Assembly	Yes
12-53-NB-MD-5CH- 12-NB-MD-5CH- (All Functions)	68-5071	59- RHRB Chassis Assembly	Yes

Item	Assy No.	Part No.	Description	Qty	Sellable
1	N/A	68-0407	Chassis Cover*	1	Yes
2		68-3905	Screw Pack (B)*	1	Yes
3	See chart above	68-0011	Main Slide	1	Yes
		68-1815	59- Main Slide		No
		68-1836	Main Slide Cup to 1/2" Cladding ⁴		Yes
4		68-1505	Chassis (LH)	1	Yes
		68-1506	Chassis (RH)		Yes
5		68-1503	Lift Lever	1	Yes
6		68-0012	Roller (Main Slide)	2	Yes
7		01-4512	Spirol Pin	1	Yes
8		68-0324	Lift Lever Pivot Pin	1	Yes
9		68-0323	Chassis Pin	2	Yes
10		68-0241	Lift Arm	1	Yes
	68-1137	59- Lift Arm			
11	68-3627	N/A	12- Inner Chassis Assembly	1	Yes
	68-3855		12- 53- Inner Chassis Assembly ³		Yes
	68-7935		5CH-12- Inner Chassis Assembly		Yes
	68-7790		5CH-12-53- Inner Chassis Assembly		Yes
12	(Std) MD691T (5CH) MD691T	(Std) MD660T	Top Rod ^{1,2,5}	1	Yes
(5CH) MD660T					
13		01-0696	Coiled Pin	2	Yes
14		68-4840	Latch Bolt Assembly	1	Yes
	67-7938	5CH Latch Bolt Assembly	1	Yes	
15	68-5374	N/A	Top Case Assembly STD	1	Yes
		68-5375	Top Case Assembly 1/4" Cladded		Yes
		68-5376	Top Case Assembly 1/2" Cladded		Yes
	N/A	68-4389	Screw Pack(W)*	1	Yes
		650	Top Strike Pack	1	Yes

*Specify Finish

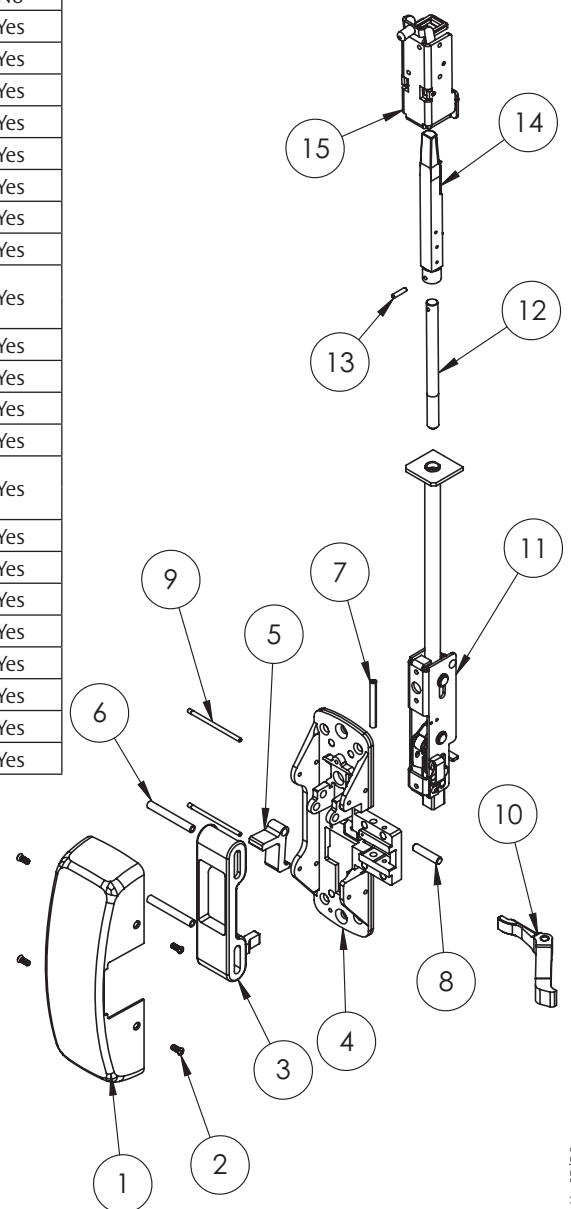
1. Specify AFF

2. Specify Opening Height

3. Also used with 12-59-

4. Cut the main slide finger as needed for panel thickness

5. Specify Standard or 5CH prefix before order



The warranty on SARGENT® products becomes void if the product is modified in any way, regardless of whether the modification causes or contributes to any alleged defect. If a SARGENT product is modified it may no longer meet industry certification and quality control standards applicable to the original product and is no longer a genuine SARGENT product.

Copyright © 2017-2020, SARGENT Manufacturing Company. All rights reserved. Reproduction in whole or in part without the express written permission of SARGENT Manufacturing Company is prohibited.

Experience a safer
 and more open world

15

A8231-K 02/20

53-WD-	8606	8610	8613	8615
59-WD	8640	8643	8646	8673
WD-	8674			
53-WD-5CH-				
WD-5CH-				

SARGENT®
ASSA ABLOY

Function	Assembly No.	Description	Sellable
53-WD- 59-WD- WD- 53-WD-5CH- WD-5CH- (All Functions)	68-5068	LHRB Chassis Assembly	Yes
	68-5069	RHRB Chassis Assembly	Yes
	68-5070	59- LHRB Chassis Assembly	Yes
	68-5071	59- RHRB Chassis Assembly	Yes
	(Std) WD691T (5CH) WD660T	Top Rod and Bolt Kit ⁵	Yes
	WDA691T ⁴	Top Rod and Bolt Kit with Aux Kit (Parts 12, 13, 14)	Yes

Item	Assy No.	Part No.	Description	Qty	Sellable
1	N/A	68-0407	Chassis Cover*	1	Yes
2		68-3905	Screw Pack (B)*	1	Yes
3	See chart above	68-0011	Main Slide	1	Yes
		68-1815	59- Main Slide		No
4		68-1505	Chassis (LH)	1	Yes
		68-1506	Chassis (RH)		Yes
5		68-1503	Lift Lever	1	Yes
6		68-0012	Roller (Main Slide)	2	Yes
7		68-0324	Lift Lever Pivot Pin	1	Yes
8		01-4512	Spirol Pin	1	Yes
9		68-0241	Lift Arm	1	Yes
		68-1137	59- Lift Arm		Yes
10		68-0323	Chassis Pin	2	Yes
11	68-3580	N/A	Inner Chassis Assembly	1	Yes
	68-3859		53- Inner Chassis Assembly ³	1	Yes
	68-7785		5CH- Inner Chassis Assembly	1	Yes
	68-7786		5CH-53- Inner Chassis Assembly	1	Yes
12	See chart above	01-1137	Screw #8-32 x 7/16 4	1	Yes
13		68-0918	Extension Rod ⁴	1	Yes
14		68-0917	Auxillary Control Plate ⁴	1	Yes
15		(Std) WD660T (5CH) WD660T	Top Rod ^{1,2,5}	1	Yes
16		01-0696	Coiled Pin	2	Yes
17		68-4840	Latch Bolt Assembly	1	Yes
		67-7938	5CH Latch Bolt Assembly	1	Yes
18	68-3522	N/A	Top Case and Bracket Assembly STD		Yes
	68-3523		Top Case and Bracket Assembly 1/4" Cladded	1	Yes
	68-3524		Top Case and Bracket Assembly 1/2" Cladded		Yes
19	(Std) 691B (5CH) 691B	(Std) 660B (5CH) 660B	Bottom Rod ^{1,2,3}	1	Yes
20		94-0039	Bolt Sleeve	1	Yes
21		01-4389	Roll Pin	1	Yes
22		97-0454	Spring (Bottom Bolt)	1	Yes
23		94-0038	Bottom Bolt	1	Yes
24	N/A	68-0888	Bottom Plate	1	Yes
		68-4389	Screw Pack(W)*	1	Yes
		652	Strike Pack	1	Yes

*Specify Finish

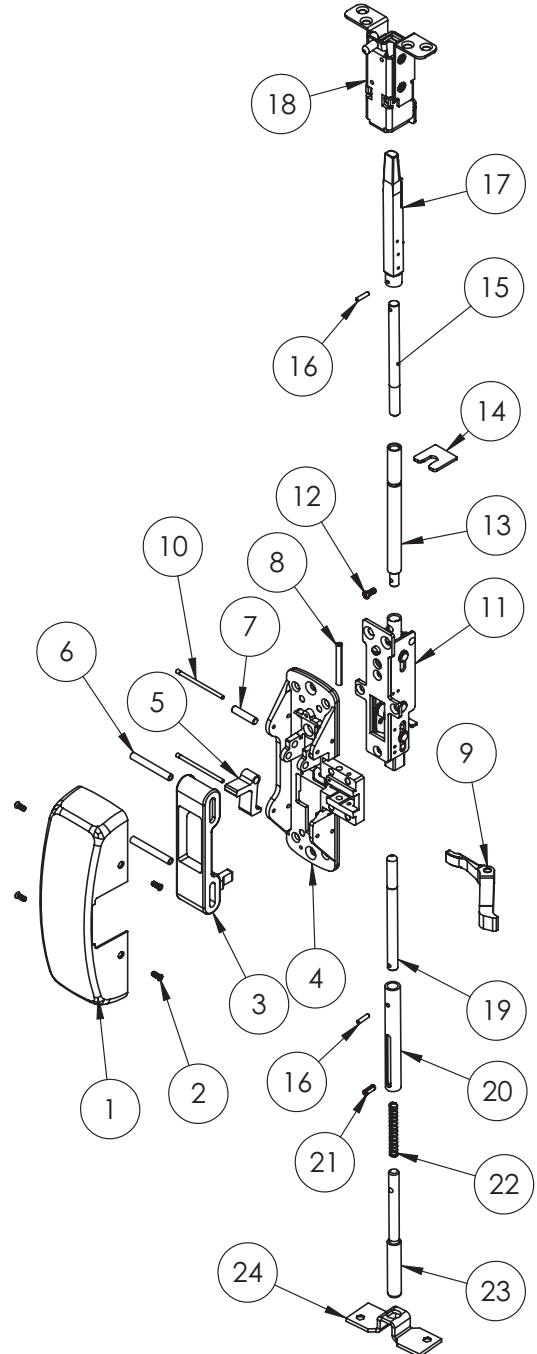
1. Specify AFF

2. Specify Opening Height

3. Also used with 59-

4. Only when used w/ Aux Control

5. Specify Standard or 5CH prefix before order



The warranty on SARGENT® products becomes void if the product is modified in any way, regardless of whether the modification causes or contributes to any alleged defect. If a SARGENT product is modified it may no longer meet industry certification and quality control standards applicable to the original product and is no longer a genuine SARGENT product.

Copyright © 2017-2020, SARGENT Manufacturing Company. All rights reserved. Reproduction in whole or in part without the express written permission of SARGENT Manufacturing Company is prohibited.

12-53-WD- 8606 8610 8613 8615
 12-59-WD- 8640 8643 8646 8673
 12-WD- 8674
 12-53-WD-5CH-
 12-WD-5CH-

SARGENT
ASSA ABLOY

Function	Assembly No.	Description	Sellable
12-53-WD- 12-59-WD- 12-WD- 12-53-WD-5CH- 12-WD-5CH- (All Functions)	68-5068	LHRB Chassis Assembly	Yes
	68-5069	RHRB Chassis Assembly	Yes
	68-5070	59- LHRB Chassis Assembly	Yes
	68-5071	59- RHRB Chassis Assembly	Yes
	(Std) WD691T (5CH) WD691T	Top Rod and Bolt Kit ⁵	Yes Yes
	WDA691T ⁴	Top Rod and Bolt Kit with Aux Kit (Parts 12, 13, 14)	Yes

Item	Assy No.	Part No.	Description	Qty	Sellable
1	N/A	68-0407	Chassis Cover*	1	Yes
2		68-3905	Screw Pack (B)*	1	Yes
3	See chart above	68-0011	Main Slide	1	Yes
		68-1815	59- Main Slide		No
4		68-1505	Chassis (LH)	1	Yes
		68-1506	Chassis (RH)		Yes
5		68-1503	Lift Lever	1	Yes
6		68-0012	Roller (Main Slide)	2	Yes
7		68-0324	Lift Lever Pivot Pin	1	Yes
8		68-0241	Lift Arm	1	Yes
9		68-1137	59- Lift Arm		Yes
10		01-4512	Spirol Pin	1	Yes
		68-0323	Chassis Pin	2	Yes
11	68-3580 68-3859 68-7785 68-7786	N/A	12-Inner Chassis Assembly	1	Yes
			12-53- Inner Chassis Assembly ³	1	Yes
			5CH- Inner Chassis Assembly	1	Yes
			5CH-53- Inner Chassis Assembly	1	Yes
12	See chart above	01-1137	Screw #8-32 x 7/16 4	1	Yes
13		68-0918	Extension Rod ⁴	1	Yes
14		68-0917	Auxillary Control Plate ⁴	1	Yes
15		(Std) WD660T (5CH) WD660T	Top Rod ^{1,2,5}	1	Yes
16		01-0696	Coiled Pin	2	Yes
17		68-4840	Latch Bolt Assembly	1	Yes
		67-7938	5CH Latch Bolt Assembly	1	Yes
18	68-3522 68-3523 68-3524	N/A	Top Case and Bracket Assembly STD	1	Yes
			Top Case and Bracket Assembly 1/4" Cladded		Yes
			Top Case and Bracket Assembly 1/2" Cladded		Yes
19	(Std) 691B (5CH) 691B	(Std) 660B (5CH) 660B	Bottom Rod ^{1,2,3}	1	Yes
20		94-0039	Bolt Sleeve	1	Yes
21		01-4389	Roll Pin	1	Yes
22		97-0454	Spring (Bottom Bolt)	1	Yes
23	N/A	94-0038	Bottom Bolt	1	Yes
		68-0888	Bottom Plate	1	Yes
		68-4389	Screw Pack(W)*	1	Yes
		650	Top Strike Pack	1	Yes
24		606	Bottom Strike Pack	1	Yes

*Specify Finish

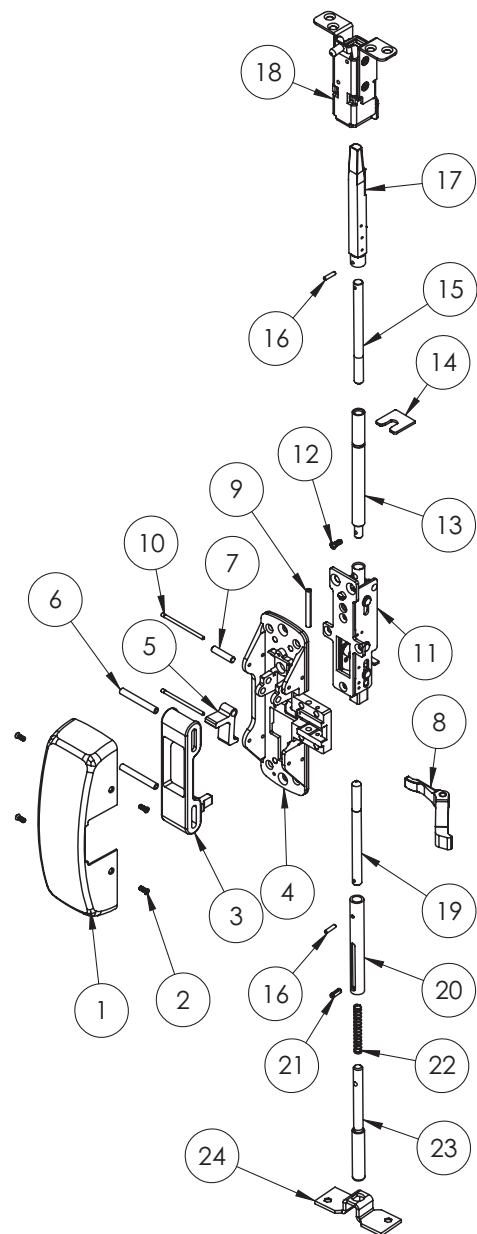
1. Specify AFF

2. Specify Opening Height

3. Also used with 12-59-

4. Only when used w/ Aux Control

5. Specify Standard or 5CH prefix before order



Experience a safer
 and more open world

The warranty on SARGENT® products becomes void if the product is modified in any way, regardless of whether the modification causes or contributes to any alleged defect. If a SARGENT product is modified it may no longer meet industry certification and quality control standards applicable to the original product and is no longer a genuine SARGENT product.

Copyright © 2017-2020, SARGENT Manufacturing Company. All rights reserved. Reproduction in whole or in part without the express written permission of SARGENT Manufacturing Company is prohibited.

A8231-K 02/20

53-NB-WD- 8606 8610 8613 8615
59-NB-WD- 8640 8643 8646 8673
NB-WD- 8674
53-NB-WD-5CH
NB-WD-5CH-

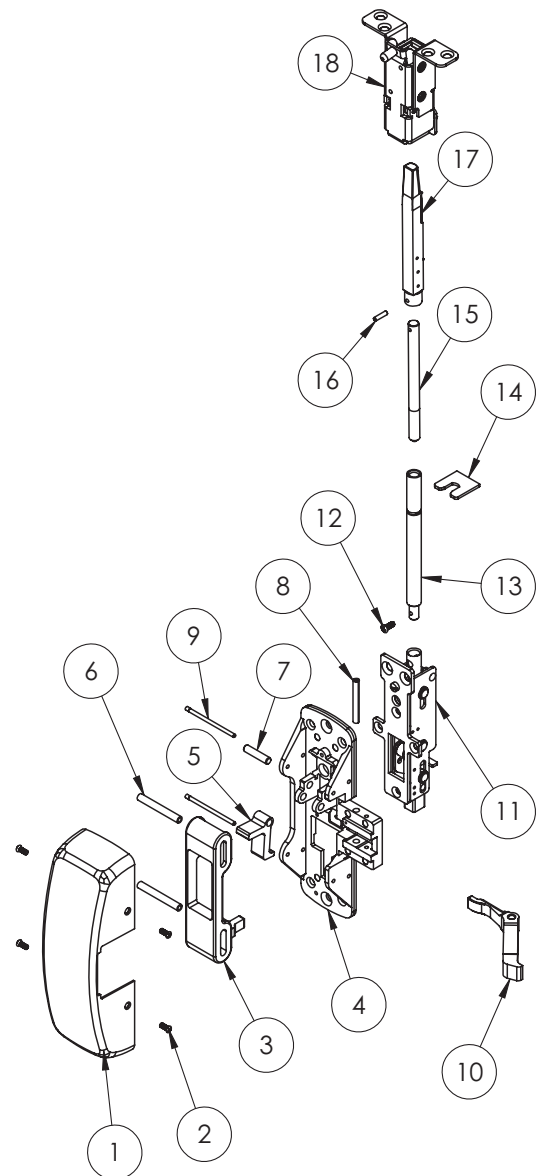
SARGENT®
ASSA ABLOY

Function	Assembly No.	Description	Sellable
53-NB-WD- 59-NB-WD NB-WD- 53-NB-WD-5CH- NB-WD-5CH- (All Functions)	68-5068	LHRB Chassis Assembly	Yes
	68-5069	RHRB Chassis Assembly	Yes
	68-5070	59- LHRB Chassis Assembly	Yes
	68-5071	59- RHRB Chassis Assembly	Yes
	(Std) WD691T	Top Rod and Bolt Kit ⁵	Yes
	(5CH) WD691T		Yes
	WDA691T ⁴	Top Rod and Bolt Kit with Aux Kit (Parts 12, 13, 14)	Yes

Item	Assy No.	Part No.	Description	Qty	Sellable
1	N/A	68-0407	Chassis Cover*	1	Yes
2		68-3905	Screw Pack (B)*	1	Yes
3	See chart above	68-0011	Main Slide	1	Yes
		68-1815	59- Main Slide		No
4		68-1505	Chassis (LH)	1	Yes
		68-1506	Chassis (RH)		Yes
5		68-1503	Lift Lever	1	Yes
6		68-0012	Roller (Main Slide)	2	Yes
7		68-0324	Lift Lever Pivot Pin	1	Yes
8		01-4512	Spirol Pin	1	Yes
10		68-0241	Lift Arm	1	Yes
		68-1137	59- Lift Arm		Yes
9		68-0012	Roller (Main Slide)	1	Yes
11	68-3580	N/A	Inner Chassis Assembly	1	Yes
	68-3859		53- Inner Chassis Assembly ³		Yes
	68-7785		5CH- Inner Chassis Assembly		Yes
	68-7786		5CH-53- Inner Chassis Assembly		Yes
12	See chart above	01-1137	Screw #8-32 x 7/16 4	1	Yes
13		68-0918	Extension Rod ⁴	1	Yes
14		68-0917	Auxillary Control Plate ⁴	1	Yes
15		(Std) WD660T	Top Rod ^{1,2,5}	1	Yes
		(5CH) WD660T			
16		01-0696	Coiled Pin	2	Yes
		68-4840	Latch Bolt Assembly	1	Yes
17		67-7938	5CH Latch Bolt Assembly	1	Yes
18	68-3522	N/A	Top Case and Bracket Assembly STD	1	Yes
	68-3523		Top Case and Bracket Assembly 1/4" Cladded		Yes
	68-3524		Top Case and Bracket Assembly 1/2" Cladded		Yes
19	N/A	68-4389	Screw Pack(W)*	1	Yes
		650	Top Strike Pack	1	Yes

*Specify Finish

1. Specify AFF
2. Specify Opening Height
3. Also used with 59-
4. Only when used w/ Aux Control
5. Specify Standard or 5CH prefix before order



The warranty on SARGENT® products becomes void if the product is modified in any way, regardless of whether the modification causes or contributes to any alleged defect. If a SARGENT product is modified it may no longer meet industry certification and quality control standards applicable to the original product and is no longer a genuine SARGENT product.

Copyright © 2017-2020, SARGENT Manufacturing Company. All rights reserved. Reproduction in whole or in part without the express written permission of SARGENT Manufacturing Company is prohibited.

Experience a safer
and more open world

12-53-NB-WD- 8606 8610 8613 8615
 12-59-NB-WD- 8640 8643 8646 8673
 12-NB-WD- 8674
 12-53-NB-WD-5CH-
 12-NB-WD-5CH-

SARGENT
ASSA ABLOY

Function	Assembly No.	Description	Sellable
12-53-NB-WD- 12-59-NB-WD- 12-NB-WD- 12-53-NB-WD-5CH- 12-NB-WD-5CH- (All Functions)	68-5068	LHRB Chassis Assembly	Yes
	68-5069	RHRB Chassis Assembly	Yes
	68-5070	59- LHRB Chassis Assembly	Yes
	68-5071	59- RHRB Chassis Assembly	Yes
	(Std) WD691T	Top Rod and Bolt Kit ⁵	Yes
	(5CH) WD691T		Yes
	WDA691T (4)	Top Rod and Bolt Kit with Aux Kit (Parts 12, 13, 14)	Yes

Item	Assy No.	Part No.	Description	Qty	Sellable
1	N/A	68-0407	Chassis Cover*	1	Yes
2		68-3905	Screw Pack (B)*	1	Yes
3	See chart above	68-0011	Main Slide	1	Yes
		68-1815	59- Main Slide		No
4		68-1505	Chassis (LH)	1	Yes
		68-1506	Chassis (RH)		Yes
5		68-1503	Lift Lever	1	Yes
6		68-0112	Roller (Main Slide)	2	Yes
7		68-0324	Lift Lever Pivot Pin	1	Yes
8		01-4512	Spirol Pin	1	Yes
9		68-0241	Lift Arm	1	Yes
		68-1137	59- Lift Arm		
10		68-0323	Chassis Pin	2	Yes
11	68-3580	N/A	12-Inner Chassis Assembly	1	Yes
	68-3859		12-53- Inner Chassis Assembly ³		Yes
	68-7785		5CH- Inner Chassis Assembly		Yes
	68-7786		5CH-53- Inner Chassis Assembly		Yes
12	See chart above	01-1137	Screw #8-32 x 7/16 4	1	Yes
13		68-0918	Extension Rod ⁴	1	Yes
14		68-0917	Auxillary Control Plate ⁴	1	Yes
15		(Std) WD660T	Top Rod ^{1,2,5}	1	Yes
16		(5CH) WD660T			
17		01-0696	Coiled Pin	2	Yes
		68-4840	Latch Bolt Assembly	1	Yes
		67-7938	5CH Latch Bolt Assembly	1	Yes
18	68-3522	N/A	Top Case and Bracket Assembly STD	1	Yes
	68-3523		Top Case and Bracket Assembly 1/4" Cladded		Yes
	68-3524		Top Case and Bracket Assembly 1/2" Cladded		Yes
	N/A	68-4389	Screw Pack(W)*	1	Yes
		650	Top Strike Pack	1	Yes

*Specify Finish

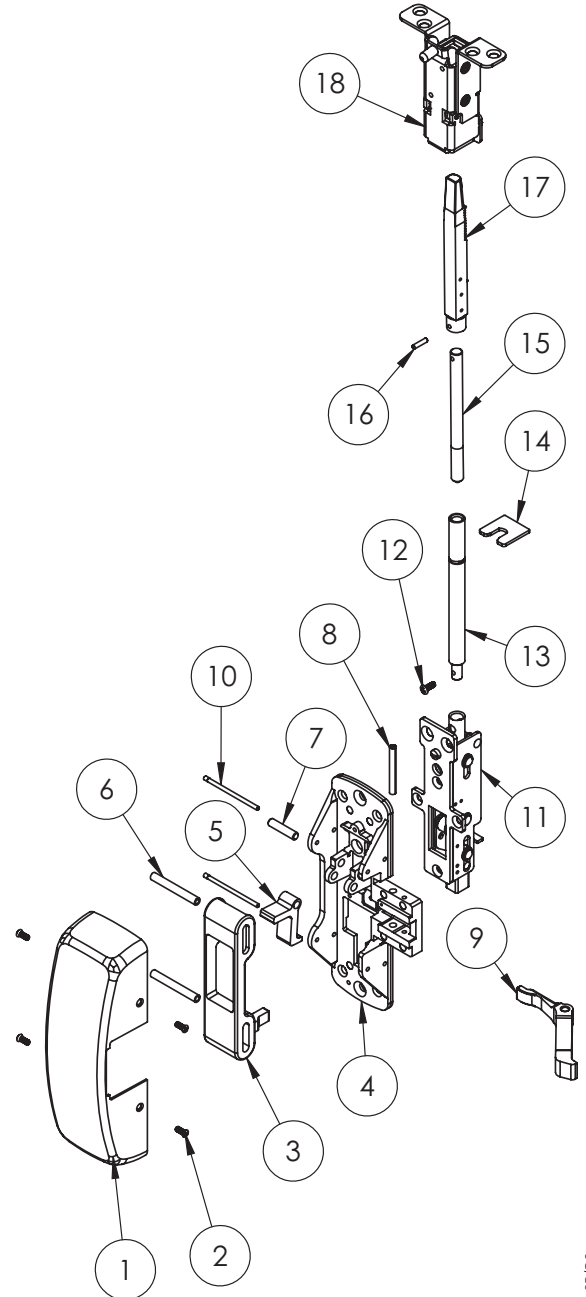
1. Specify AFF

2. Specify Opening Height

3. Also used with 12-59-

4. Only when used w/ Aux Control

5. Specify Standard or 5CH prefix before order



Experience a safer
 and more open world

The warranty on SARGENT® products becomes void if the product is modified in any way, regardless of whether the modification causes or contributes to any alleged defect. If a SARGENT product is modified it may no longer meet industry certification and quality control standards applicable to the original product and is no longer a genuine SARGENT product.

Copyright © 2017-2020, SARGENT Manufacturing Company. All rights reserved. Reproduction in whole or in part without the express written permission of SARGENT Manufacturing Company is prohibited.

A8231-K 02/20

53-AD- 8606 8610 8613 8615
59-AD 8640 8643 8646 8673
AD- 8674
53-AD-5CH-
AD-5CH-

SARGENT®
ASSA ABLOY

Function	Assembly No.	Description	Sellable
53-AD-	68-5068	LHRB Chassis Assembly	Yes
59-AD-	68-5069	RHRB Chassis Assembly	Yes
AD-	68-5070	59- LHRB Chassis Assembly	Yes
53-AD-5CH- AD-5CH- (All Functions)	68-5071	59- RHRB Chassis Assembly	Yes

Item	Assy No.	Part No.	Description	Qty	Sellable
1	N/A	68-0407	Chassis Cover*	1	Yes
2		68-3905	Screw Pack (B)*	1	Yes
3	See chart above	68-0011	Main Slide	1	Yes
		68-1815	59- Main Slide		No
		68-1836	Main Slide Cup to 1/2" Cladding ⁴		Yes
4		68-1505	Chassis (LH)	1	Yes
		68-1506	Chassis (RH)		Yes
5		68-1503	Lift Lever	1	Yes
6		68-0012	Roller (Main Slide)	2	Yes
7		01-4512	Spirol Pin	1	Yes
8		68-0324	Lift Lever Pivot Pin	1	Yes
9		68-0323	Chassis Pin	2	Yes
10		68-0241	Lift Arm	1	Yes
		68-1137	59- Lift Arm		Yes
11	94-2008	N/A	Inner Chassis Assembly	1	Yes
	68-3854		53- Inner Chassis Assembly ³		Yes
	68-7936		5CH- Inner Chassis Assembly		Yes
	68-7789		5CH-53- Inner Chassis Assembly		Yes
12	(Std) MD691T (5CH) MD691T	(Std) MD660T	Top Rod ^{1,2,5}	1	Yes
(5CH) MD660T					
13		01-0696	Coiled Pin	2	Yes
14		68-4840	Latch Bolt Assembly	1	Yes
	67-7938	5CH Latch Bolt Assembly	1	Yes	
15	68-5374	N/A	Top Case Assembly STD	1	Yes
	68-5375		Top Case Assembly 1/4" Cladded		Yes
	68-5376		Top Case Assembly 1/2" Cladded		Yes
16	(Std) 691B (5CH) 691B	(Std) 660B	Bottom Rod ^{1,2,3}	1	Yes
		(5CH) 660B		1	Yes
17		94-0039	Bolt Sleeve	1	Yes
18		01-4389	Roll Pin	1	Yes
19		97-0454	Spring (Bottom Bolt)	1	Yes
20		94-0038	Bottom Bolt	1	Yes
21	N/A	68-0037	Bottom Case	1	Yes
		68-4389	Screw Pack (W)*	1	Yes
		640	Aluminum Door Strike Pack	1	Yes

*Specify Finish

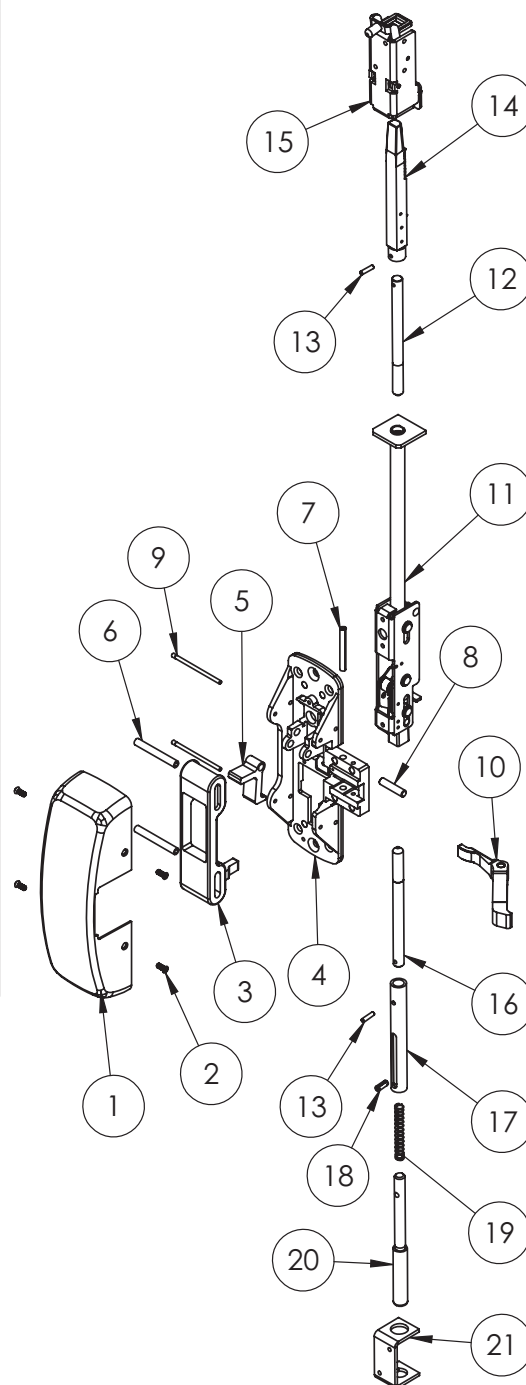
1. Specify AFF

2. Specify Opening Height

3. Also used with 59-

4. Cut the main slide finger as needed for panel thickness

5. Specify Standard or 5CH prefix before order



The warranty on SARGENT® products becomes void if the product is modified in any way, regardless of whether the modification causes or contributes to any alleged defect. If a SARGENT product is modified it may no longer meet industry certification and quality control standards applicable to the original product and is no longer a genuine SARGENT product.

Copyright © 2017-2020, SARGENT Manufacturing Company. All rights reserved. Reproduction in whole or in part without the express written permission of SARGENT Manufacturing Company is prohibited.

53-NB-AD-	8606	8610	8613	8615
59-NB-AD-	8640	8643	8646	8673
NB-AD-	8674			
53-NB-AD-5CH-				
NB-AD-5CH-				

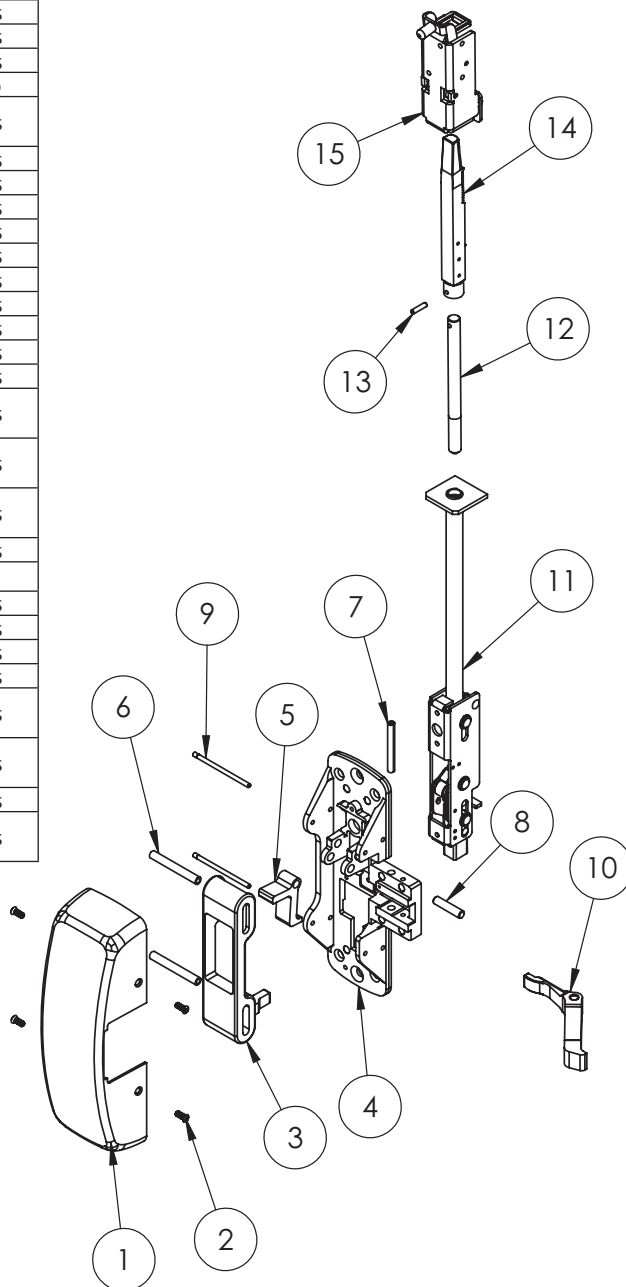
SARGENT®
ASSA ABLOY

Function	Assembly No.	Description	Sellable
53-NB-AD-	68-5068	LHRB Chassis Assembly	Yes
59-NB-AD-	68-5069	RHRB Chassis Assembly	Yes
NB-AD-	68-5070	59- LHRB Chassis Assembly	Yes
53-NB-AD-5CH-	68-5071	59- RHRB Chassis Assembly	Yes
NB-AD-5CH- (All Functions)			

Item	Assy No.	Part No.	Description	Qty	Sellable
1	N/A	68-0407	Chassis Cover*	1	Yes
2		68-3905	Screw Pack (B)*	1	Yes
3	See chart above	68-0011	Main Slide	1	Yes
		68-1815	59- Main Slide		No
		68-1836	Main Slide Cup to 1/2" Cladding ⁴		Yes
4		68-1505	Chassis (LH)	1	Yes
68-1506		Chassis (RH)	Yes		
5		68-1503	Lift Lever	1	Yes
6		68-0012	Roller (Main Slide)	2	Yes
7		01-4512	Spirol Pin	1	Yes
8		68-0241	Lift Arm	1	Yes
9		68-0323	Chassis Pin	2	Yes
10		68-0241	Lift Arm	1	Yes
		68-1137	59- Lift Arm		Yes
11	94-2008	N/A	Inner Chassis Assembly	1	Yes
	68-3854		53- Inner Chassis Assembly ³		Yes
	68-7936		5CH- Inner Chassis Assembly		Yes
	68-7789		5CH-53- Inner Chassis Assembly		Yes
9	(Std) MD691T (5CH) MD691T	(Std) MD660T	Top Rod ^{1,2,5}	1	Yes
(5CH) MD660T					
10		01-0696	Coiled Pin	2	Yes
11		68-4840	Latch Bolt Assembly	1	Yes
		67-7938	5CH Latch Bolt Assembly	1	Yes
15	68-5374	N/A	Top Case Assembly STD	1	Yes
	68-5375		Top Case Assembly 1/4" Cladded		Yes
	68-5376		Top Case Assembly 1/2" Cladded		Yes
	N/A	68-4389	Screw Pack(W)*	1	Yes
		639	Aluminum Door Strike Pack	1	Yes

*Specify Finish

1. Specify AFF
2. Specify Opening Height
3. Also used with 59-
4. Cut the main slide finger as needed for panel thickness
5. Specify Standard or 5CH prefix before order



Experience a safer
and more open world

The warranty on SARGENT® products becomes void if the product is modified in any way, regardless of whether the modification causes or contributes to any alleged defect. If a SARGENT product is modified it may no longer meet industry certification and quality control standards applicable to the original product and is no longer a genuine SARGENT product.

Copyright © 2017-2020, SARGENT Manufacturing Company. All rights reserved. Reproduction in whole or in part without the express written permission of SARGENT Manufacturing Company is prohibited.

12-LP	8606	8610	8613	8615
LP	8640	8643	8646	8673
12-LS	8674			
LS				

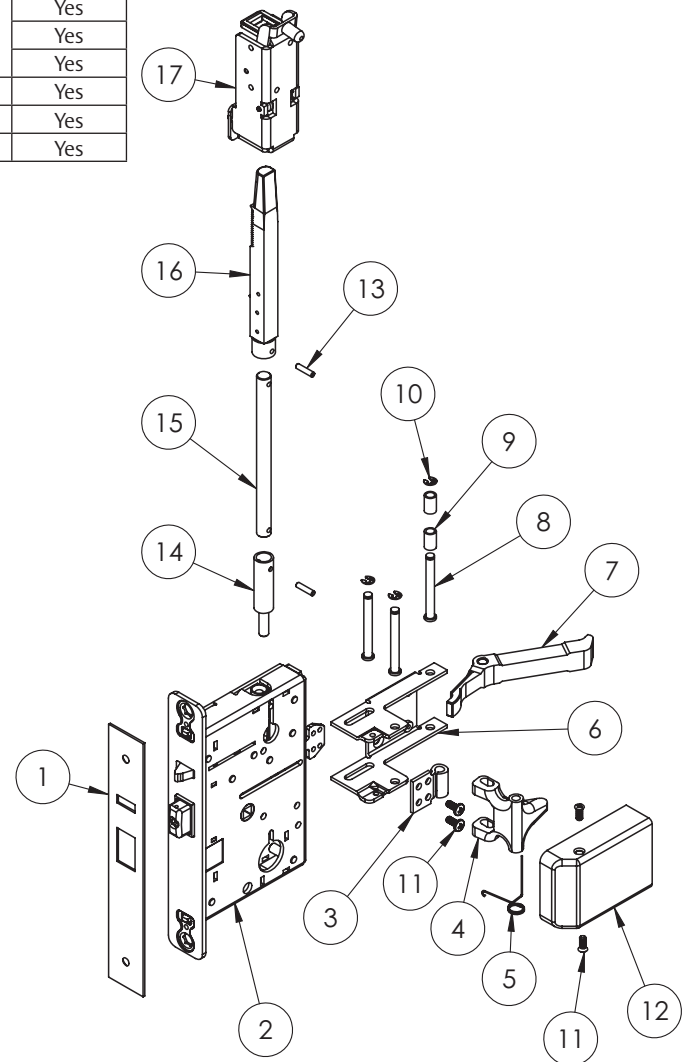
SARGENT®
ASSA ABLOY

Item	Assy No.	Part No.	Description	Qty	Sellable
1	N/A	68-1186	Active Outside Front ¹	1	Yes
2	68-4239	N/A	Active Mortise Case	1	Yes
3	68-4264	68-1327	Link Connect (Pull Lever)	1	Yes
4		68-1309	Pull Lever Low Profile	1	Yes
5		68-1332	Torsion Spring (Pull Lever)	1	Yes
6		68-1313	Pivot Pin	3	Yes
7		68-0241	Lift Arm	1	Yes
8		68-1310	Pivot Bracket	1	Yes
9		01-4509	Retaining Ring	3	Yes
10		68-1311	Lift Arm Spacer	2	Yes
11	N/A	68-4373	Screw Pack (LP)	1	Yes
12		68-1317	Chassis Cover (LP)*	1	Yes
13	692L	01-0696	Coiled Pin	2	Yes
14		68-1339	Connecting Tube	1	Yes
15		661L	Top Rod (LP)	1	Yes
16		68-4840	Latch Bolt Assembly	1	Yes
17	68-5374	N/A	Top Case Assembly STD	1	Yes
	68-5375		Top Case Assembly 1/4" Panel		Yes
	68-5376		Top Case Assembly 1/2" Panel		Yes
	N/A	68-4389	Screw Pack	1	Yes
		650	Strike Pack	1	Yes
		77-0883	A.S.A. Strike (Curved Lip)* ²	1	Yes

*Specify Finish

1. Only available in 32D finish

2. LS function only



The warranty on SARGENT® products becomes void if the product is modified in any way, regardless of whether the modification causes or contributes to any alleged defect. If a SARGENT product is modified it may no longer meet industry certification and quality control standards applicable to the original product and is no longer a genuine SARGENT product.

Copyright © 2017-2020, SARGENT Manufacturing Company. All rights reserved. Reproduction in whole or in part without the express written permission of SARGENT Manufacturing Company is prohibited.

Experience a safer
and more open world

12-LP 8606 8610 8613 8615
 LP 8640 8643 8646 8673
 12-LS 8674
 LS

SARGENT®
ASSA ABLOY

Item	Part No.	Description	Qty	Sellable
1	68-1188	Active Inside Front	1	No
2	68-1167	Active Latchbolt	1	Yes
3	68-1166	Activation Bolt	1	Yes
4	01-4402	#8-32x7/16" Flat PH U/C MS	7	Yes
5	68-1338	Mortise Cap	1	No
6	68-1476	Outside Hub (LP)	1	Yes
7	68-1291	Slide	1	No
8	68-1330	Bushing (LP)	2	Yes
9	68-1168	Active Case Pivot	1	Yes
10	68-1172	Retractor	1	Yes
11	68-1293	Fire Stop	1	Yes
12	68-1220	Active Bolt Guide	1	Yes
13	82-0294	Post (Screw and Case)	8	No
14	68-1337	Mortise Case	1	No
15	68-1253	Spring (Top Mount)	1	Yes
16	68-1265	Spring (Active Lever)	1	Yes
17	68-1333	Active Lever	1	Yes
18	68-1198	Torsion Spring (Retractor)	1	Yes
19	68-1246	Top Pusher Guide	1	Yes
20	68-1328	Link Latchbolt Tail	1	No
21	68-1334	Latchbolt Extension/Slide	1	No
22	68-1292	Upper Guard	1	Yes
23	68-1336	Top Mount	1	Yes
24	01-0424	Rivet	2	No

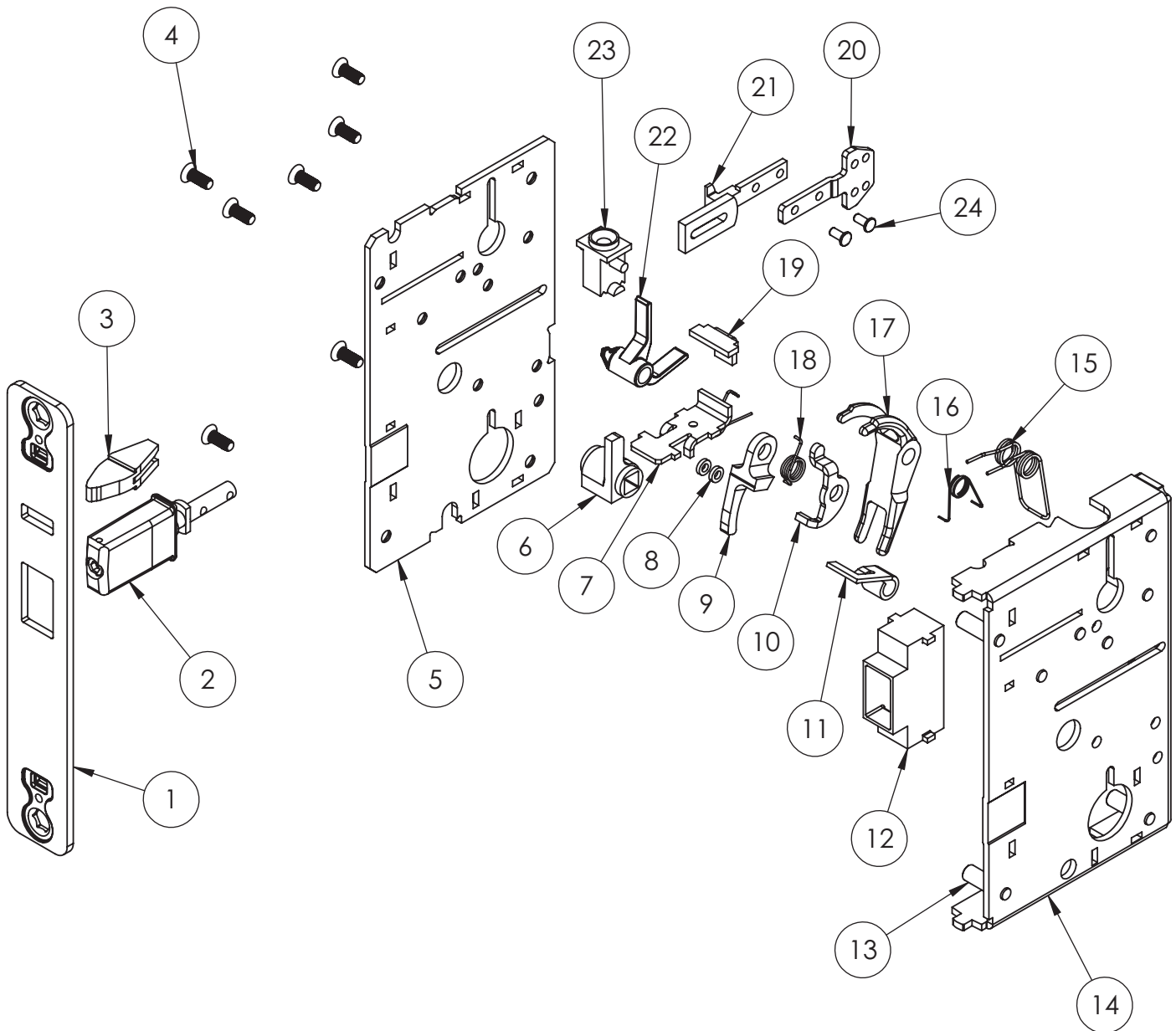
Experience a safer
and more open world

The warranty on SARGENT® products becomes void if the product is modified in any way, regardless of whether the modification causes or contributes to any alleged defect. If a SARGENT product is modified it may no longer meet industry certification and quality control standards applicable to the original product and is no longer a genuine SARGENT product.

Copyright © 2017-2020, SARGENT Manufacturing Company. All rights reserved. Reproduction in whole or in part without the express written permission of SARGENT Manufacturing Company is prohibited.

12-LP	8606	8610	8613	8615
LP	8640	8643	8646	8673
12-LS	8674			
LS				

SARGENT
ASSA ABLOY

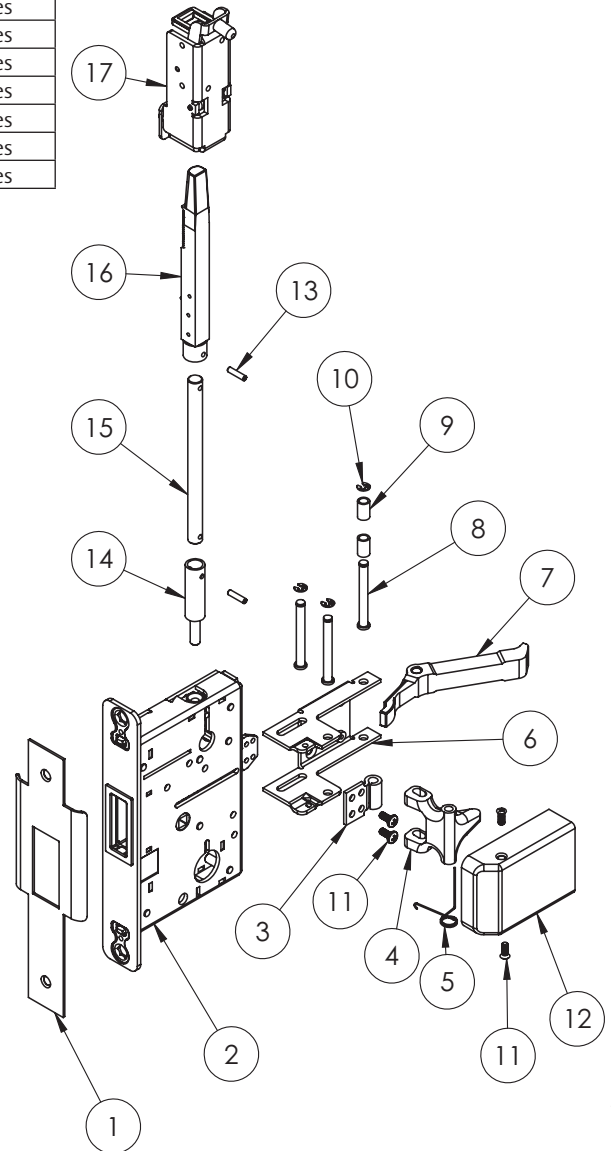


12-LR	8606	8610	8613	8615
LR	8640	8643	8646	8673
	8674			

SARGENT®
ASSA ABLOY

Item	Assy No.	Part No.	Description	Qty	Sellable
1	N/A	68-1183	Inactive Outside Front ¹	1	Yes
2	68-4238	N/A	Inactive Mortise Case	1	Yes
3	68-4264	68-1327	Link Connect (Pull Lever)	1	Yes
4		68-1309	Pull Lever Low Profile	1	Yes
5		68-1332	Torsion Spring (Pull Lever)	1	Yes
6		68-1313	Pivot Pin	3	Yes
7		68-0241	Lift Arm	1	Yes
8		68-1310	Pivot Bracket	1	Yes
9		01-4509	Retaining Ring	3	Yes
10		68-1311	Lift Arm Spacer	2	Yes
11	N/A	68-1317	Chassis Cover (LP)*	1	Yes
12	N/A	68-4373	Screw Pack (LP)	1	Yes
13	692L	01-0696	Coiled Pin	2	Yes
14		68-1339	Connecting Tube	1	Yes
15		661L	Top Rod (LP)	1	Yes
16		68-4840	Latch Bolt Assembly	1	Yes
17	68-5374	N/A	Top Case Assembly STD	1	Yes
	68-5375		Top Case Assembly 1/4" Panel		Yes
	68-5376		Top Case Assembly 1/2" Panel		Yes
	N/A	68-4389	Screw Pack	1	Yes
	N/A	650	Strike Pack	1	Yes

*Specify Finish
1. Only available in 32D finish



Experience a safer
and more open world

The warranty on SARGENT® products becomes void if the product is modified in any way, regardless of whether the modification causes or contributes to any alleged defect. If a SARGENT product is modified it may no longer meet industry certification and quality control standards applicable to the original product and is no longer a genuine SARGENT product.

Copyright © 2017-2020, SARGENT Manufacturing Company. All rights reserved. Reproduction in whole or in part without the express written permission of SARGENT Manufacturing Company is prohibited.

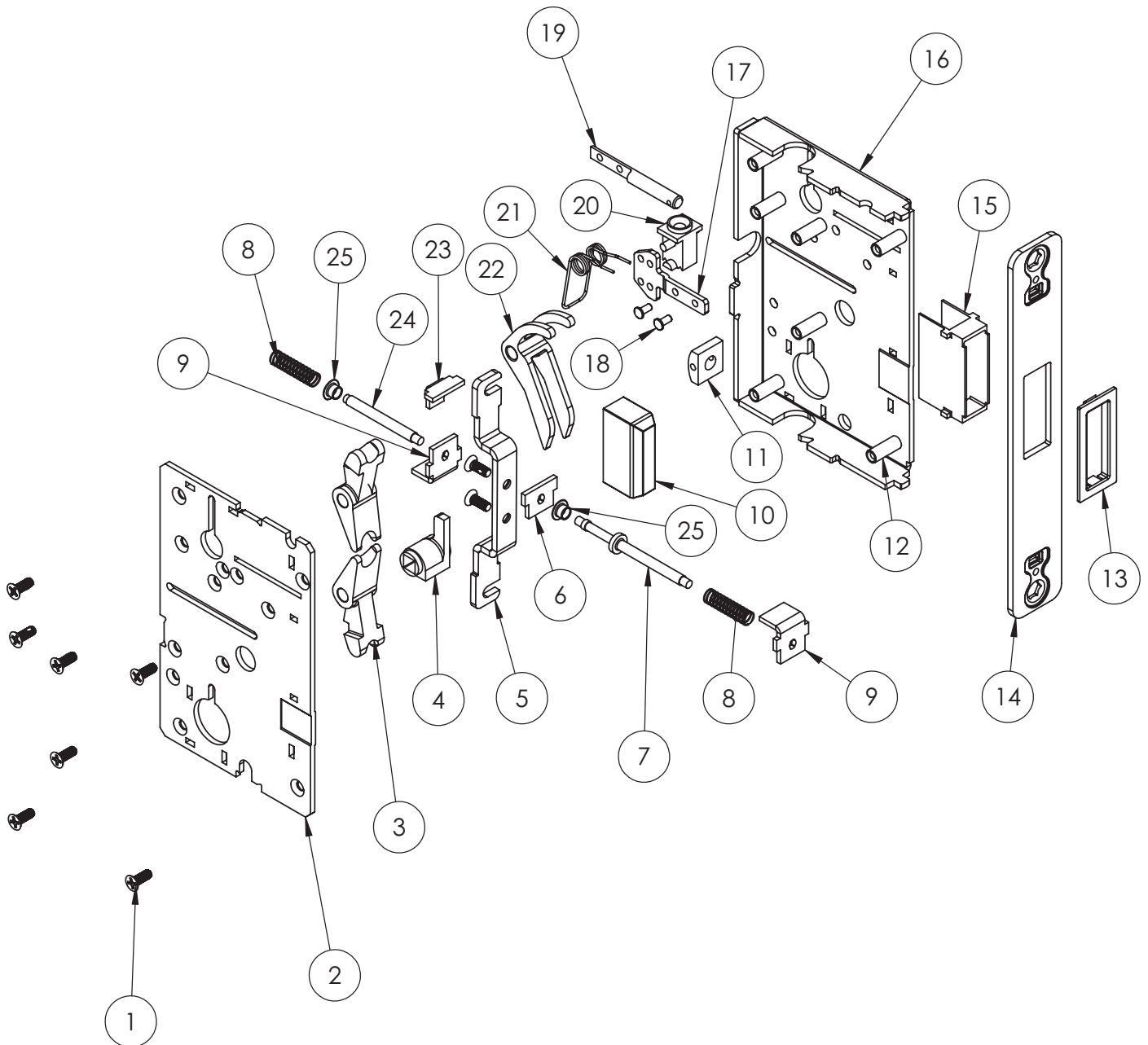
12-LR	8606	8610	8613	8615
LR	8640	8643	8646	8673
	8674			

SARGENT
ASSA ABLOY

Item	Part No.	Description	Qty	Sellable
1	01-4402	#8-32x7/16" Flat PH U/C MS	9	Yes
2	68-1338	Mortise Cap	1	No
3	68-1164	Pusher Lever	2	Yes
4	68-1476	Outside Hub (LP)	1	Yes
5	68-1174	Pusher Slide	1	Yes
6	68-1176	Pusher Rod Guide	1	No
7	68-1177	Pusher Rod	1	No
8	99-0057	GD Bolt Spring	2	Yes
9	68-1491	Rod Guide Stop	2	No
10	68-1163	Pusher Bolt	1	Yes
11	68-1329	Inactive Latchbolt Actuator	1	No
12	82-0294	Post (Screw and Case)	7	No
13	68-1531	Inactive Bolt Guide	1	Yes
14	68-1187	Inactive Inside Front	1	No
15	68-1222	Inactive Bolt Guide	1	Yes
16	68-1337	Mortise Case	1	No
17	68-1328	Link Latchbolt Tail	1	No
18	01-0424	Rivet	2	No
19	68-1335	Inactive Latchbolt Tail	1	No
20	68-1336	Top Mount	1	Yes
21	68-1253	Spring (Top Mount)	1	Yes
22	68-1405	Inactive Lever	1	Yes
23	68-1246	Top Pusher Guide	1	Yes
24	68-1251	Pusher Rod	1	No
25	99-0072	GD Bolt Eyelet	2	Yes

12-LR	8606	8610	8613	8615
LR	8640	8643	8646	8673
	8674			

SARGENT®
ASSA ABLOY



Experience a safer
and more open world

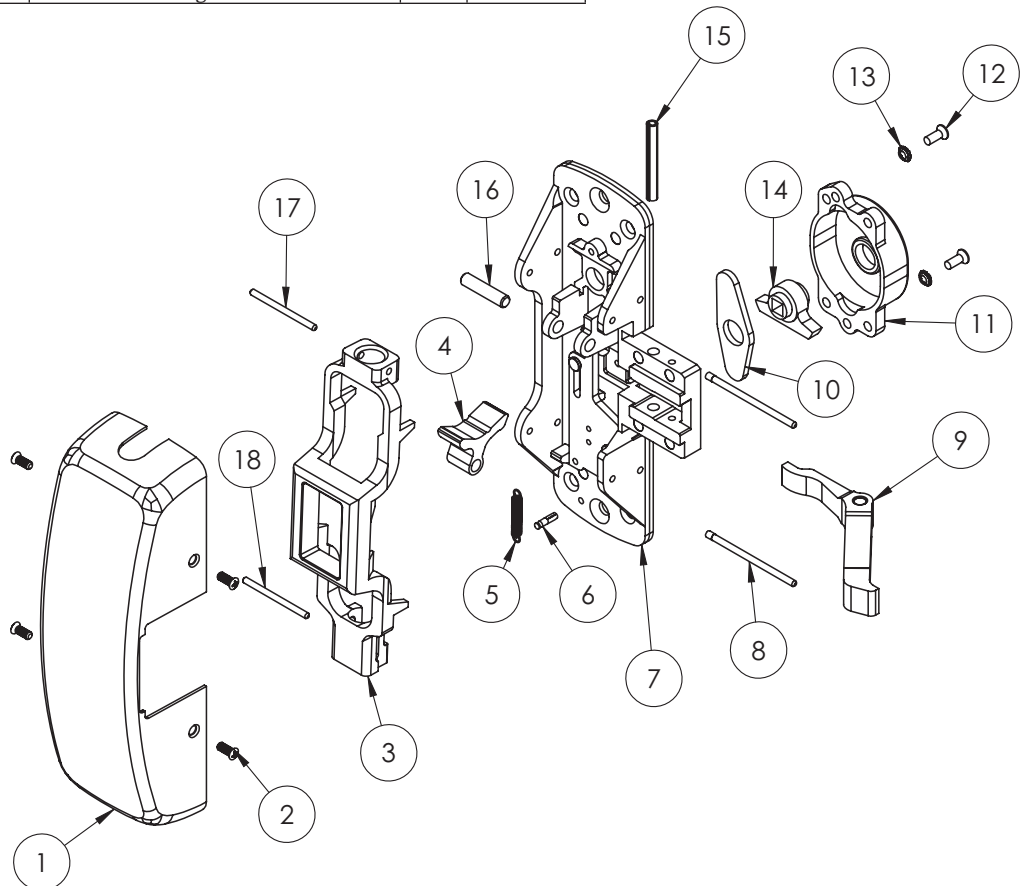
The warranty on SARGENT® products becomes void if the product is modified in any way, regardless of whether the modification causes or contributes to any alleged defect. If a SARGENT product is modified it may no longer meet industry certification and quality control standards applicable to the original product and is no longer a genuine SARGENT product.

Copyright © 2017-2020, SARGENT Manufacturing Company. All rights reserved. Reproduction in whole or in part without the express written permission of SARGENT Manufacturing Company is prohibited.

Function	Assembly No.	Description	Sellable
06, 13	68-2201 (LHRB)	Chassis Assembly	Yes
	68-2202 (RHRB)		Yes

Item	Assy No.	Part No.	Description	Qty	Sellable
1	N/A	68-0405	Chassis Cover*	1	Yes
2		97-2563	Auxillary Screw Pack*	1	Yes
3	68-2201(LHRB) 68-2202(RHRB)	68-0327	Main Slide	1	Yes
4		68-1090	Lift Lever	1	Yes
5		97-0050	Knob Return Spring	1	Yes
6		01-0749	Groove Pin	1	No
7		68-2413	Chassis and Slide Assembly, LHRB	1	No
		68-2414	Chassis and Slide Assembly, RHRB		No
8		68-0323	Chassis Pin	2	Yes
9		68-0241	Lift Arm	1	Yes
10		97-0043	Knob Hub Retainer	1	Yes
11		68-0367	Knob Hub Cover	2	Yes
12		01-3384	8-32x7/16 PH FH MS	2	Yes
13		01-0930	Countersunk Lock Washer	2	Yes
14		97-0042	Knob Hub	1	Yes
15		01-4512	Spirol Pin	1	Yes
16		68-0324	Lift Lever Pivot Pin	1	Yes
17	N/A	97-0049	Top Rod Adjustment Pin	1	Yes
18		97-0048	Bottom Rod Adjustment Pin	1	Yes
19		68-5991	Mounting Screw Pack	1	Yes

*Specify Finish



The warranty on SARGENT® products becomes void if the product is modified in any way, regardless of whether the modification causes or contributes to any alleged defect. If a SARGENT product is modified it may no longer meet industry certification and quality control standards applicable to the original product and is no longer a genuine SARGENT product.

Copyright © 2017-2020, SARGENT Manufacturing Company. All rights reserved. Reproduction in whole or in part without the express written permission of SARGENT Manufacturing Company is prohibited.

Experience a safer
and more open world

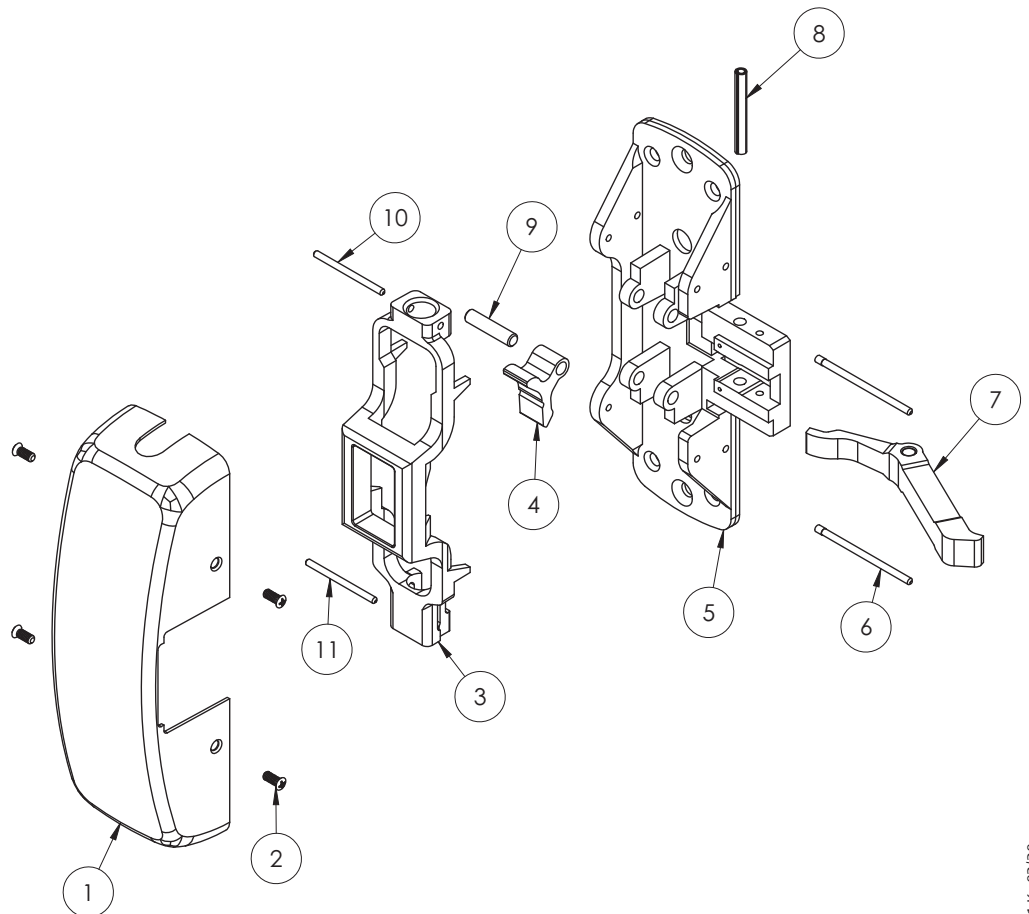
STD 8710 8740
12-
HC-
12-HC-

SARGENT
ASSA ABLOY

Function	Assembly No.	Description	Sellable
10, 40	68-2163 (LHRB)	Chassis Assembly	Yes
	68-2164 (RHRB)		Yes

Item	Assy No.	Part No.	Description	Qty	Sellable
1	N/A	68-0405	Chassis Cover*	1	Yes
2		68-2113	Screw Pack*	1	Yes
3	68-2163(LHRB) 68-2164(RHRB)	68-0327	Main Slide	1	Yes
4		68-1090	Lift Lever	1	Yes
5		68-0326	Chassis	1	Yes
6		68-0323	Chassis Pin	2	Yes
7		68-0241	Lift Arm	1	Yes
8		01-4512	Spirol Pin	1	Yes
9		68-0324	Lift Lever Pivot Pin	1	Yes
10		97-0049	Top Rod Adjustment Pin	1	Yes
11	N/A	97-0048	Bottom Rod Adjustment Pin	1	Yes
12		68-5991	Mounting Screw Pack	1	Yes

*Specify Finish



The warranty on SARGENT® products becomes void if the product is modified in any way, regardless of whether the modification causes or contributes to any alleged defect. If a SARGENT product is modified it may no longer meet industry certification and quality control standards applicable to the original product and is no longer a genuine SARGENT product.

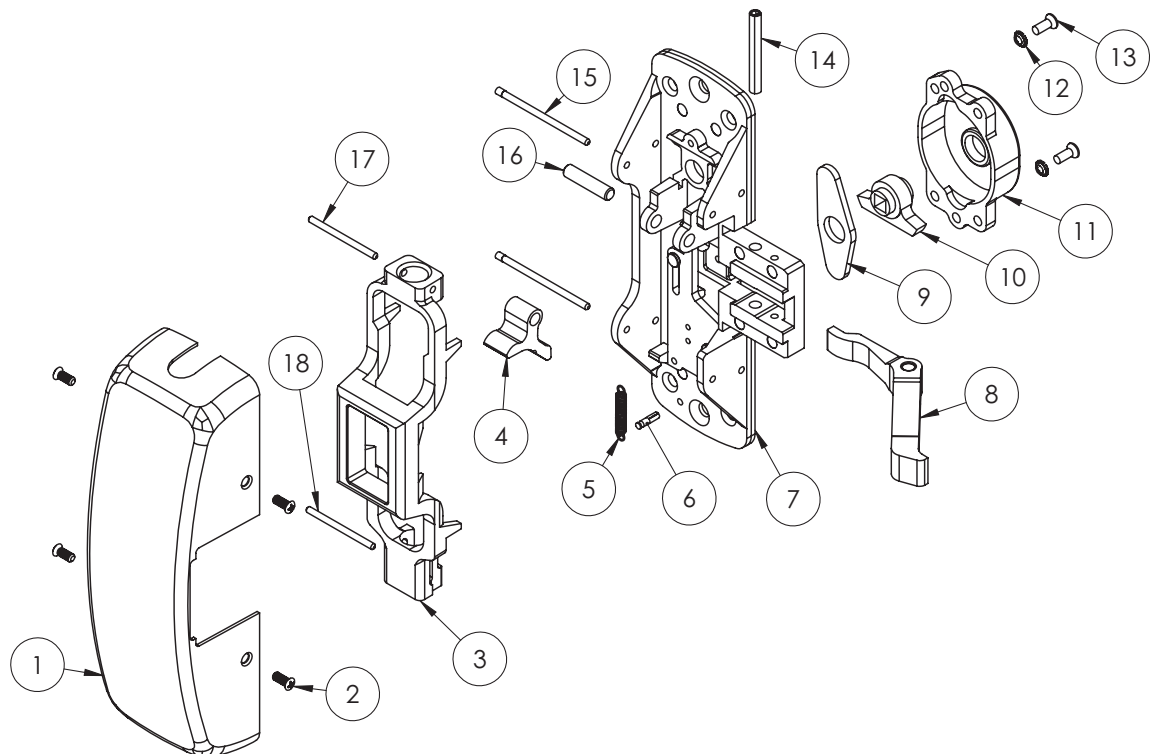
Copyright © 2017-2020, SARGENT Manufacturing Company. All rights reserved. Reproduction in whole or in part without the express written permission of SARGENT Manufacturing Company is prohibited.

Experience a safer
and more open world

Function	Assembly No.	Description	Sellable
15, 43, 46, 73, 74	68-2207 (LHRB)	Chassis Assembly	Yes
	68-2208 (RHRB)		Yes

Item	Assy No.	Part No.	Description	Qty	Sellable
1	N/A	68-0405	Chassis Cover*	1	Yes
2		97-2563	Cover Screw Pack*	1	Yes
3	68-2207(LHRB) 68-2208(RHRB)	68-0327	Main Slide	1	Yes
4		68-1090	Lift Lever	1	Yes
5		97-0050	Knob Return Spring	1	Yes
6		01-0749	Groove Pin	1	No
7		68-2413	Chassis and Slide Assembly, LHRB	1	No
		68-2414	Chassis and Slide Assembly, RHRB		No
8		68-1137	Lift Arm	1	Yes
9		97-0043	Knob Hub Retainer	1	Yes
10		97-0042	Knob Hub	1	Yes
11		68-0367	Knob Hub Cover	2	Yes
12		01-0930	Countersunk Lock Washer	2	Yes
13		01-3384	8-32x7/16 PH FH MS	2	Yes
14		01-4512	Spirol Pin	1	Yes
15		68-0323	Chassis Pin	2	Yes
16		68-0324	Lift Lever Pivot Pin	1	Yes
17	N/A	97-0049	Top Rod Adjustment Pin	1	Yes
18		97-0048	Bottom Rod Adjustment Pin	1	Yes
19		68-5991	Mounting Screw Pack	1	Yes

*Specify Finish



The warranty on SARGENT® products becomes void if the product is modified in any way, regardless of whether the modification causes or contributes to any alleged defect. If a SARGENT product is modified it may no longer meet industry certification and quality control standards applicable to the original product and is no longer a genuine SARGENT product.

Copyright © 2017-2020, SARGENT Manufacturing Company. All rights reserved. Reproduction in whole or in part without the express written permission of SARGENT Manufacturing Company is prohibited.

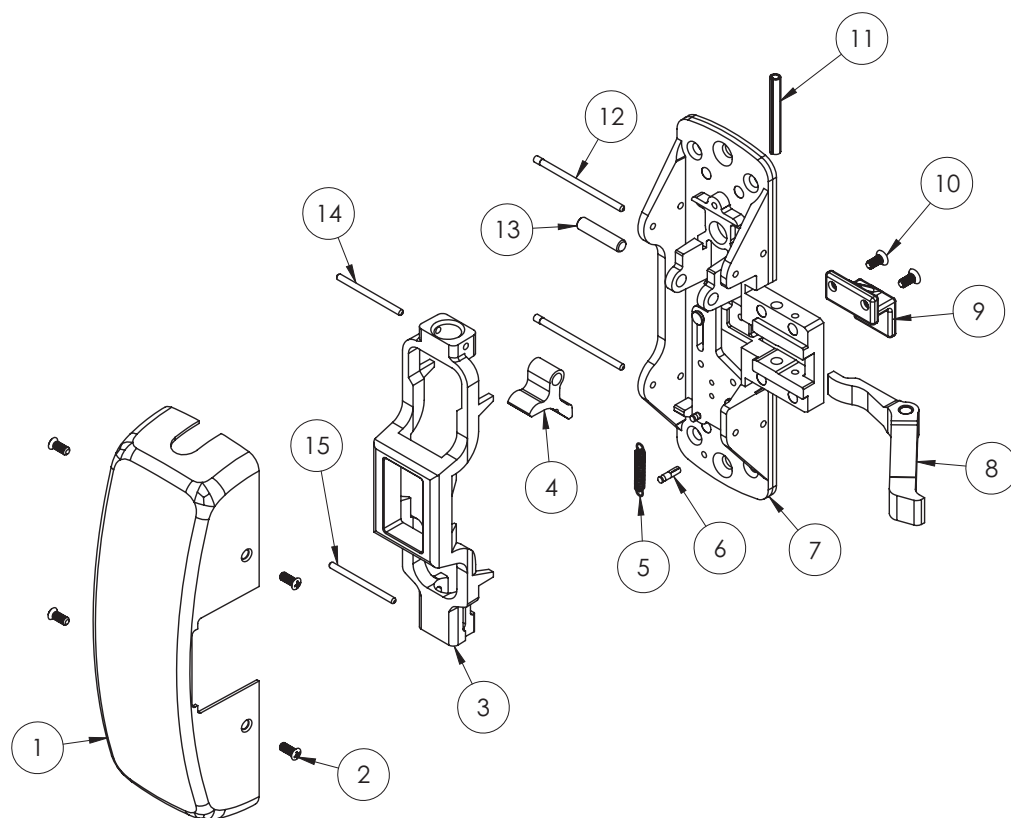
STD 8728
12-
HC-
12-HC-

SARGENT
ASSA ABLOY

Function	Assembly No.	Description	Sellable
28	68-2210 (LHRB)	Chassis Assembly	Yes
	68-2211 (RHRB)		Yes

Item	Assy No.	Part No.	Description	Qty	Sellable
1	N/A	68-0405	Chassis Cover*	1	Yes
2		68-2113	Screw Pack*	1	Yes
3	68-2210(LHRB) 68-2211(RHRB)	68-0327	Main Slide	1	Yes
4		68-1090	Lift Lever	1	Yes
5		97-0050	Knob Return Spring	1	Yes
6		01-0749	Groove Pin	1	No
7		68-2415	Chassis and Slide Assembly, LHRB	1	No
		68-2416	Chassis and Slide Assembly, RHRB		No
8		68-0241	Lift Arm	1	Yes
9		97-0089	Thumb Piece Lever	1	Yes
10		01-1146	8-32x3/8 PH FH U'CUT Screw	2	Yes
11		01-4512	Spirol Pin	1	Yes
12		68-0323	Chassis Pin	2	Yes
13		68-0324	Lift Lever Pivot Pin	1	Yes
14	N/A	97-0049	Top Rod Adjustment Pin	1	Yes
15		97-0048	Bottom Rod Adjustment Pin	1	Yes
16		68-5991	Mounting Screw Pack	1	Yes

*Specify Finish



The warranty on SARGENT® products becomes void if the product is modified in any way, regardless of whether the modification causes or contributes to any alleged defect. If a SARGENT product is modified it may no longer meet industry certification and quality control standards applicable to the original product and is no longer a genuine SARGENT product.

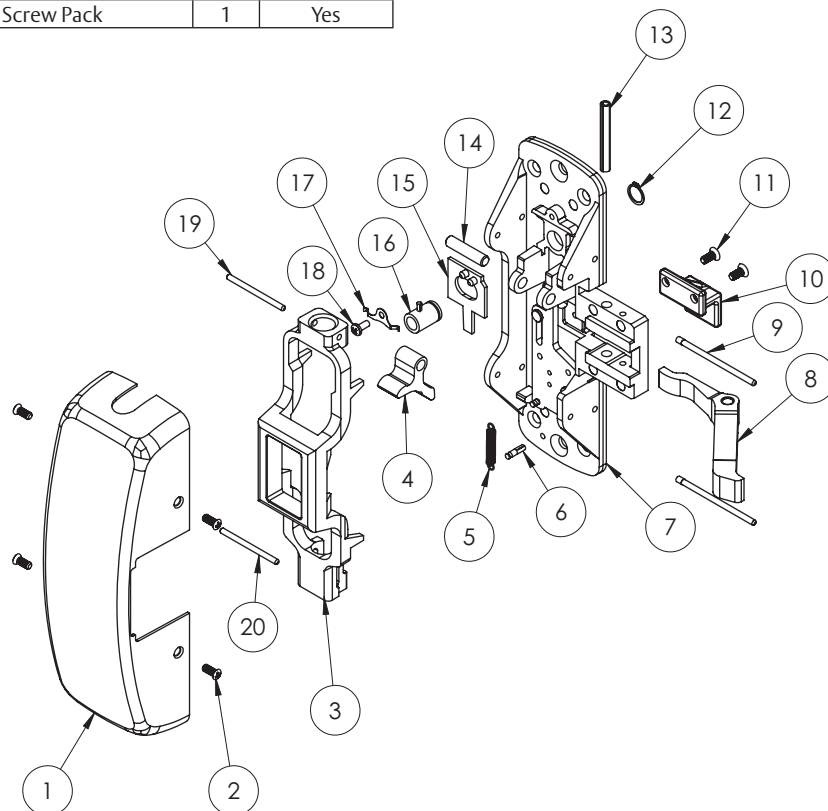
Copyright © 2017-2020, SARGENT Manufacturing Company. All rights reserved. Reproduction in whole or in part without the express written permission of SARGENT Manufacturing Company is prohibited.

Experience a safer
and more open world

Function	Assembly No.	Description	Sellable
62, 63	68-2204 (LHRB)	Chassis Assembly	Yes
	68-2205 (RHRB)		Yes

Item	Assy No.	Part No.	Description	Qty	Sellable
1	N/A	68-0405	Chassis Cover*	1	Yes
2		68-2113	Screw Pack*	1	Yes
3	68-2204(LHRB) 68-2205(RHRB)	68-0327	Main Slide	1	Yes
4		68-1090	Lift Lever	1	Yes
5		97-0050	Knob Return Spring	1	Yes
6		01-0749	Groove Pin	1	No
7		68-2415	Chassis and Slide Assembly, LHRB	1	No
		68-2416	Chassis and Slide Assembly, RHRB		No
8		68-0241	Lift Arm	1	Yes
9		68-0323	Chassis Pin	2	Yes
10		97-0089	Thumb Piece Lever	1	Yes
11		01-1146	8-32x3/8 PH FH U'CUT Screw	2	Yes
12		01-0005	Retaining Ring	1	Yes
13		01-4512	Spirol Pin	1	Yes
14		68-0324	Lift Lever Pivot Pin	1	Yes
15		68-2198	Locking Slide Assembly, LHRB	1	Yes
		68-2199	Locking Slide Assembly, RHRB		Yes
16		97-2048	Cylinder Hub and Pin Assembly	1	Yes
17		68-0368	Locking Slide Spring, LHRB	1	Yes
		97-0006	Locking Slide Spring, RHRB		Yes
18		01-1190	6-32x5/16 PH PNHD Self Tap	1	Yes
19	N/A	97-0049	Top Rod Adjustment Pin	1	Yes
20		97-0048	Bottom Rod Adjustment Pin	1	Yes
21		68-5991	Mounting Screw Pack	1	Yes

*Specify Finish



The warranty on SARGENT® products becomes void if the product is modified in any way, regardless of whether the modification causes or contributes to any alleged defect. If a SARGENT product is modified it may no longer meet industry certification and quality control standards applicable to the original product and is no longer a genuine SARGENT product.

Copyright © 2017-2020, SARGENT Manufacturing Company. All rights reserved. Reproduction in whole or in part without the express written permission of SARGENT Manufacturing Company is prohibited.

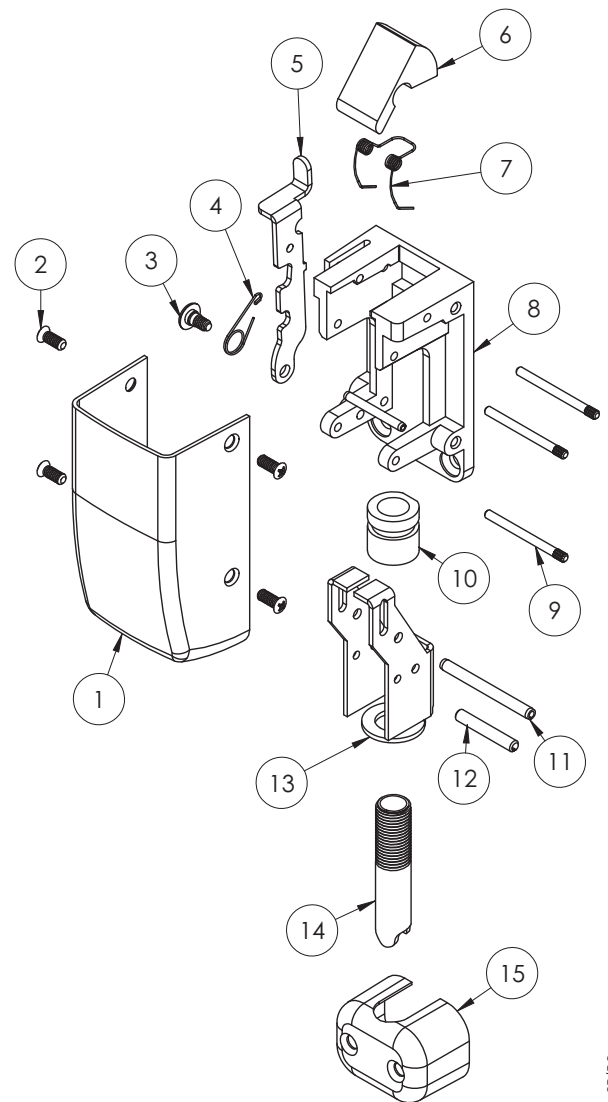
Experience a safer
and more open world

STD	8706	8710	8713	8715
	8728	8740	8743	8746
	8762	8763	8773	8774

Function	Assembly No.	Description	Sellable
(All Functions)	97-2434	Top Case Assembly	Yes
	Manufactured Before 11/11/2002		Yes
	68-4557		Yes
	Manufactured After 11/11/2002		

Item	Assy No.	Part No.	Description	Qty	Sellable
1	N/A	97-0018	Top Cover*	1	Yes
2		68-3905	Screw Pack (B)*	1	Yes
3	97-2434	97-0065	Latch Release Lever Pin	1	Yes
4		97-0579	Spring, Torsion	1	Yes
5		68-1155	Latch Retracting Lever	1	Yes
6		97-0296	Latch Bolt	1	Yes
7		97-0300	L.B. Spring	1	Yes
8		97-0299	Chassis	1	Yes
9		97-0294	Pivot Pin	3	Yes
11		01-0461	Spirol Pin	1	Yes
12	68-4557	01-0002	Roll Pin	1	Yes
3		97-0065	Latch Release Lever Pin	1	Yes
4		97-0579	Spring, Torsion	1	Yes
5		68-1155	Latch Retracting Lever	1	Yes
6		97-0296	Latch Bolt	1	Yes
7		97-0300	L.B. Spring	1	Yes
8		97-0299	Chassis	1	Yes
9		97-0294	Pivot Pin	1	Yes
10		68-1455	Top Rod Adjuster	1	Yes
11		01-0461	Spirol Pin	1	Yes
12		01-0002	Roll Pin	1	Yes
13	N/A	97-0298	Top Slide	1	Yes
14		670T	Top Rod	1	Yes
15		97-0020	Rod Guide*	1	Yes
16		646	Strike Pack	1	Yes

*Specify Finish



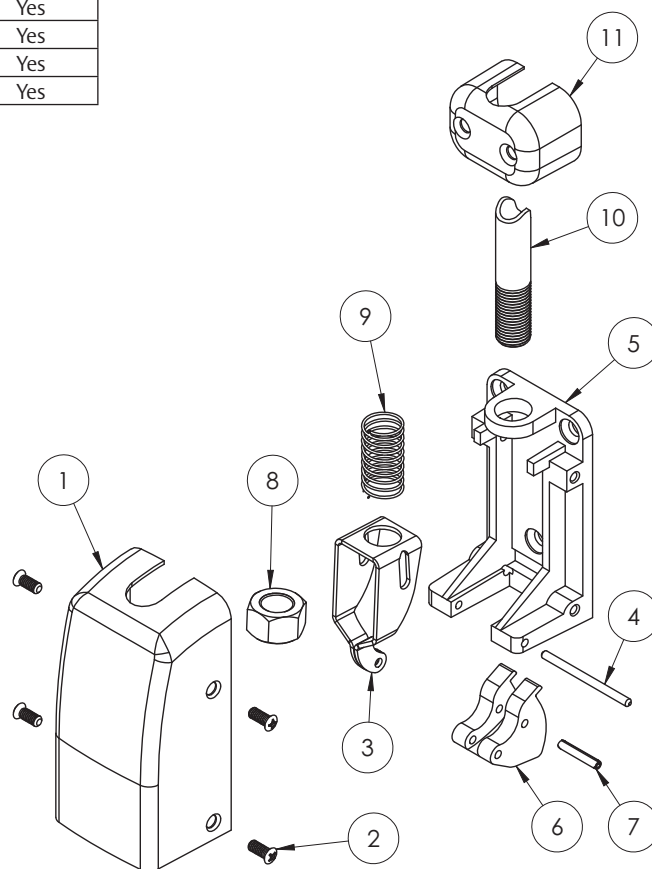
STD	8706	8710	8713	8715
	8728	8740	8743	8746
	8762	8763	8773	8774

SARGENT
ASSA ABLOY

Function	Assembly No.	Description	Sellable
(All Functions)	97-2038 (Manufactured Before 11/11/2002)	Bottom Case Assembly	Yes
	68-4549 (Manufactured After 11/11/2002)		Yes

Item	Assy No.	Part No.	Description	Qty	Sellable
1	N/A	97-0018	Bottom Cover*	1	Yes
2		68-3905	Screw Pack (B)*	1	Yes
3		97-0035	Retractor	1	Yes
4	97-2038	97-0084	Adjustment Pin, Bottom Rod	1	Yes
5		97-0025	Bottom Chassis	1	Yes
6		97-0053	Bottom Latch Bolt	1	Yes
7		01-0697	Spirol Pin	1	Yes
3	68-4549	97-0035	Retractor	1	Yes
4		97-0084	Adjustment Pin, Bottom Rod	1	Yes
5		97-0025	Bottom Chassis	1	Yes
6		97-0053	Bottom Latch Bolt	1	Yes
7		01-0697	Spirol Pin	1	Yes
8	N/A	97-0572	Rod Adjustment Nut	1	Yes
9		97-0101	Spring, Compression	1	Yes
10		670B	Bottom Rod	1	Yes
11		97-0020	Rod Guide*	1	Yes
12	N/A	624	Bottom Strike Pack	1	Yes

*Specify Finish

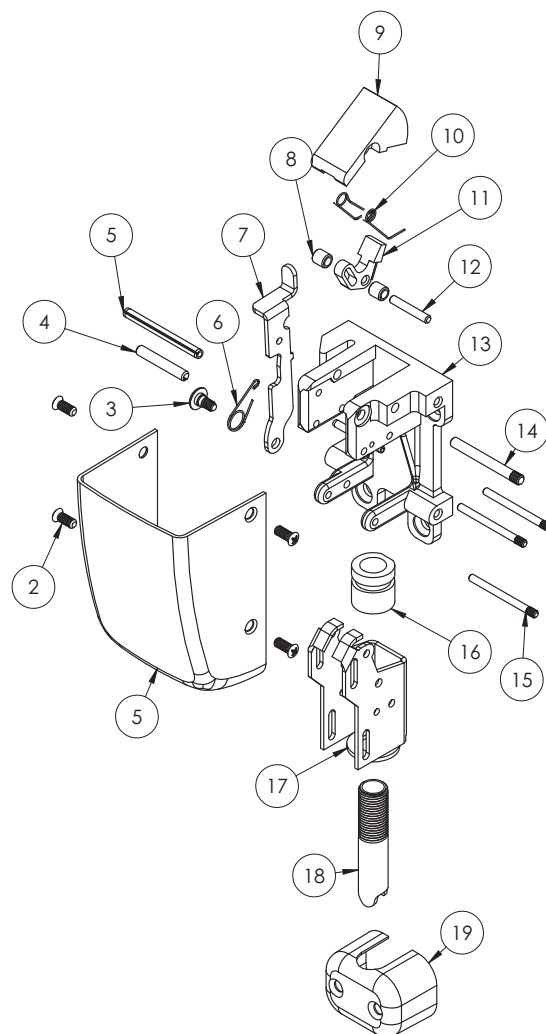


12- 8706 8710 8713 8715
8728 8740 8743 8746
8762 8763 8773 8774

SARGENT
ASSA ABLOY

Function	Assembly No.	Description	Sellable
(All Functions)	97-2963	Top Case Assembly	Yes
	Manufactured Before 11/11/2002		
	68-4559		Yes
	Manufactured After 11/11/2002		

Item	Assy No.	Part No.	Description	Qty	Sellable
1	N/A	97-0018	Top Cover*	1	Yes
2		68-3905	Screw Pack (B)*	1	Yes
3	68-4559	97-0065	Latch Release Lever Pin	1	Yes
4		01-0002	Roll Pin	1	Yes
5		01-0461	Spirol Pin	1	Yes
6		97-0579	Spring, Torsion	1	Yes
7		97-0399	Latch Retracting Lever	1	Yes
8		97-0391	Sleeve	2	Yes
9		97-0398	Latch Bolt	1	Yes
10		97-0400	Top Case Spring	1	Yes
11		97-0405	Guard Lever	1	Yes
12		97-0393	Pivot Pin	1	Yes
13		97-0402	Top Chassis	1	Yes
14		97-0394	Latch Bolt Pivot Pin	1	Yes
15		97-0294	Pivot Pin	3	Yes
16		68-1455	Top Rod Adjuster	1	Yes
17		97-0397	Slide	1	Yes
3	97-2963	97-0065	Latch Release Lever Pin	1	Yes
5		01-0461	Spirol Pin	1	Yes
6		97-0579	Spring, Torsion	1	Yes
7		97-0399	Latch Retracting Lever	1	Yes
8		97-0391	Sleeve	2	No
9		97-0398	Latch Bolt	1	Yes
10		97-0400	Top Case Spring	1	No
11		97-0405	Guard Lever	1	No
12		97-0393	Pivot Pin	1	No
13		97-0402	Top Chassis	1	Yes
14		97-0394	Latch Bolt Pivot Pin	1	Yes
15		97-0294	Pivot Pin	3	Yes
17		97-0397	Slide	1	Yes
18	N/A	670T	Top Rod	1	Yes
19		97-0020	Rod Guide*	1	Yes
20		646	Strike Pack	1	Yes



*Specify Finish

Experience a safer
and more open world

The warranty on SARGENT® products becomes void if the product is modified in any way, regardless of whether the modification causes or contributes to any alleged defect. If a SARGENT product is modified it may no longer meet industry certification and quality control standards applicable to the original product and is no longer a genuine SARGENT product.

Copyright © 2017-2020, SARGENT Manufacturing Company. All rights reserved. Reproduction in whole or in part without the express written permission of SARGENT Manufacturing Company is prohibited.

35

A8231-K 02/20

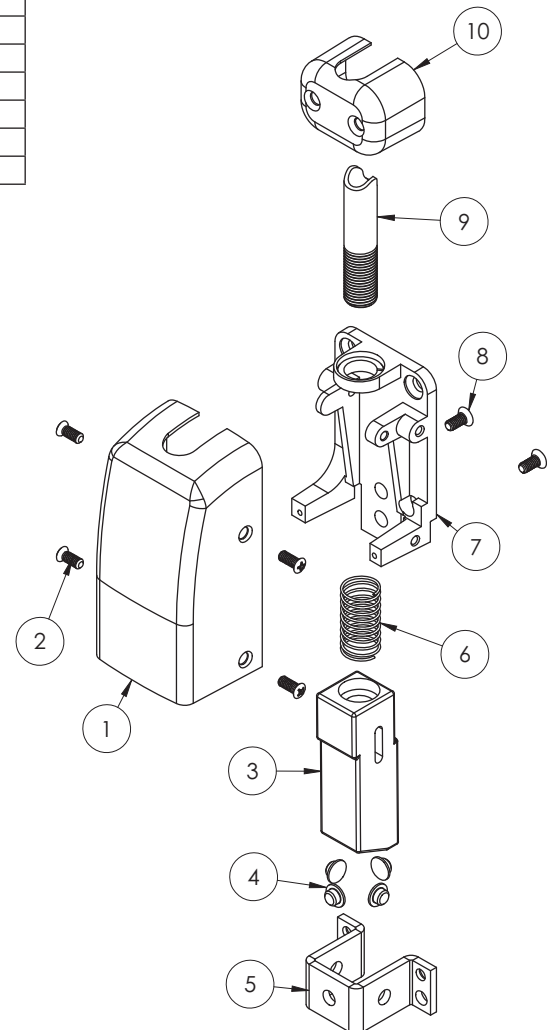
FM, 12-FM	12-	8706	8710	8713	8715
12-HC	12-HC4	8728	8740	8743	8746
HC	HC4	8762	8763	8773	8774

SARGENT
ASSA ABLOY

Function	Assembly No.	Description	Sellable
(All Functions)	97-2002	Bottom Case Assembly Manufactured Before 11/11/2002	Yes
	68-4558	Bottom Case Assembly Manufactured After 11/11/2002	Yes

Item	Assy No.	Part No.	Description	Qty	Sellable
1	N/A	97-0392	Bottom Cover*	1	Yes
2		68-3905	Screw Pack (B)*	1	Yes
3	97-2002	97-0076	Bottom Bolt	1	Yes
4		97-0305	Nylon Insert	4	Yes
5		97-0270	Reinforcement	1	Yes
6		97-0101	Spring, Compression	1	Yes
7		97-0080	Chassis	1	Yes
8		01-4404	CR-FH #6 Head 8-32 Screw	2	Yes
3	68-4558	68-1454	Bottom Bolt	1	Yes
4		97-0305	Nylon Insert	4	Yes
5		97-0270	Reinforcement	1	Yes
6		97-0101	Spring, Compression	1	Yes
7		97-0080	Chassis	1	Yes
8		01-4404	CR-FH #6 Head 8-32 Screw	2	Yes
9	N/A	670B	Bottom Rod	1	Yes
10		97-0020	Rod Guide*	1	Yes
11		655	Flat Strike Pack (STD, HC)	1	Yes
		653	Bottom Strike Pack (FM)	1	Yes

*Specify Finish



12-(FM, HC, HC4)
(FM, HC, HC4)

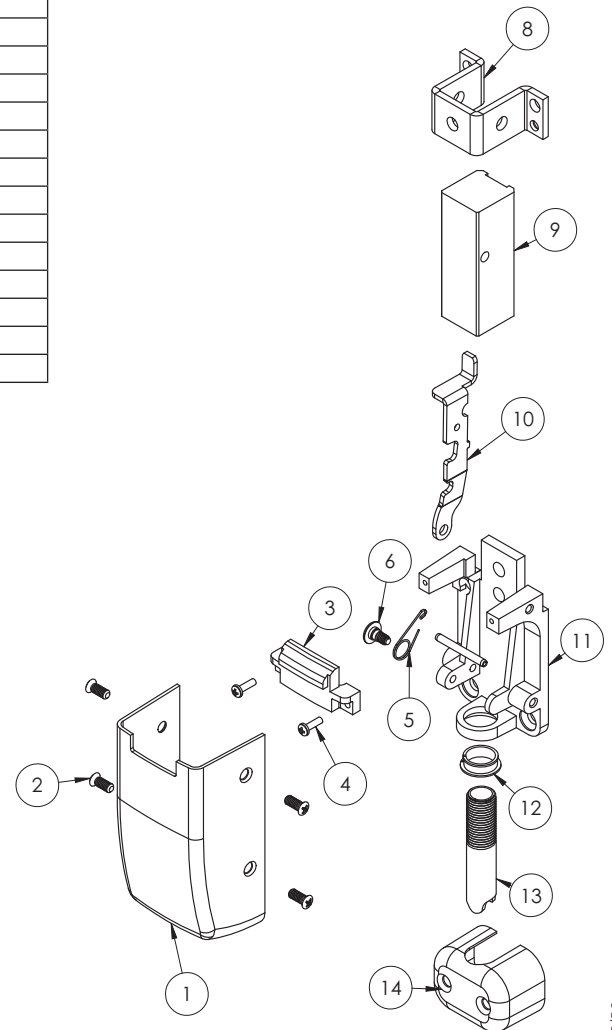
8706	8710	8713	8715
8728	8740	8743	8746
8762	8763	8773	8774

SARGENT®
ASSA ABLOY

Function	Assembly No.	Description	Sellable
(All Functions)	97-2003	Top Case Assembly Manufactured Before 11/11/2002	Yes
	68-4561	Top Case Assembly Manufactured After 11/11/2002	Yes

Item	Assy No.	Part No.	Description	Qty	Sellable
1	N/A	97-0084	Top Cover*	1	Yes
2		68-3905	Screw Pack (B)*	1	Yes
3	97-2003	97-0079	Top Case Filler	1	Yes
4		01-1490	#4-40 x 3/8 PH Pan MS	2	Yes
5		97-0579	Spring, Torsion	1	Yes
6		97-0065	Pin, Latch Release Lever	1	Yes
7		01-0695	Spirol Pin	1	Yes
8		97-0270	Top Reinforcement	1	Yes
9		97-2046	Top Slide Assembly	1	Yes
10		68-1155	Latch Release Lever	1	Yes
11		97-0080	Chassis	1	Yes
12		01-0476	Snap-In Nyliner	1	Yes
3	68-4561	97-0079	Top Case Filler	1	Yes
4		01-1490	#4-40 x 3/8 PH Pan MS	2	Yes
5		97-0579	Spring, Torsion	1	Yes
6		97-0065	Pin, Latch Release Lever	1	Yes
7		01-0695	Spirol Pin	1	Yes
8		97-0761	Top Reinforcement	1	Yes
9		68-4560	Top Slide Assembly	1	Yes
10		68-1665	Latch Release Lever	1	Yes
11		97-0080	Chassis	1	Yes
12		01-0476	Snap-In Nyliner	1	Yes
13	N/A	670T	Top Rod	1	Yes
14		97-0020	Rod Guide*	1	Yes
15		659	Strike Pack	1	Yes

*Specify Finish



Experience a safer
and more open world

The warranty on SARGENT® products becomes void if the product is modified in any way, regardless of whether the modification causes or contributes to any alleged defect. If a SARGENT product is modified it may no longer meet industry certification and quality control standards applicable to the original product and is no longer a genuine SARGENT product.

Copyright © 2017-2020, SARGENT Manufacturing Company. All rights reserved. Reproduction in whole or in part without the express written permission of SARGENT Manufacturing Company is prohibited.

12-NB
NB

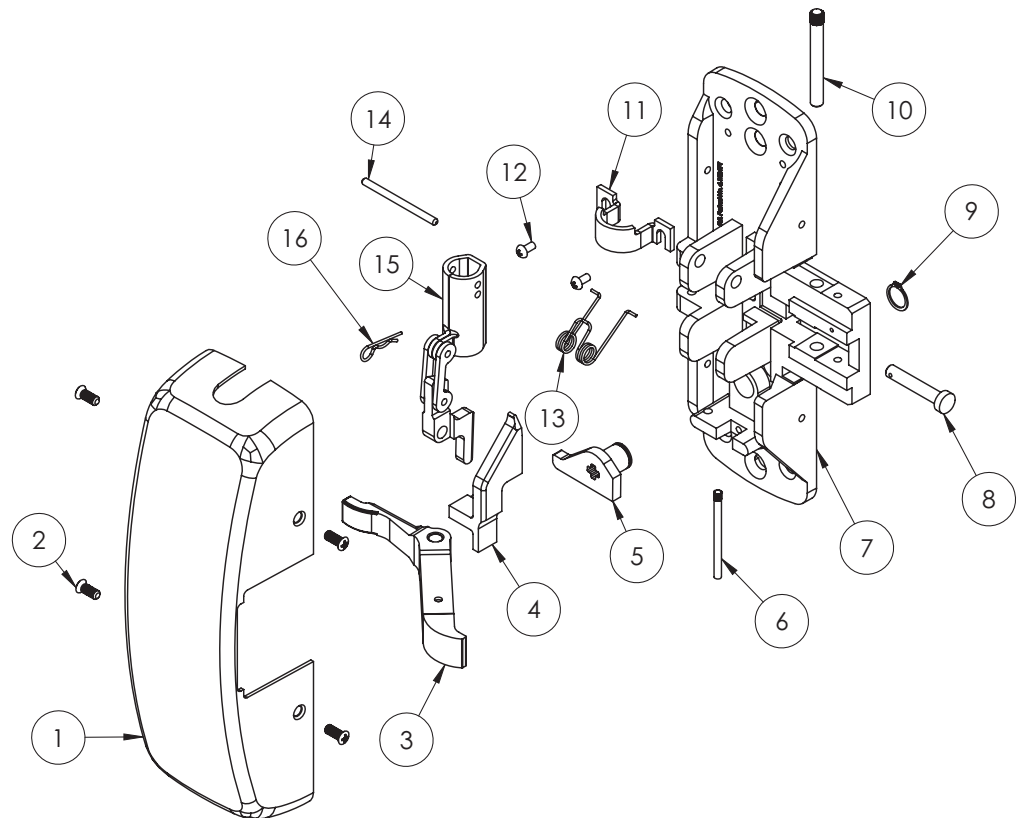
8706	8710	8713
8715	8740	8743
8746	8773	8774

SARGENT®
ASSA ABLOY

Function	Assembly No.	Description	Sellable
(All Functions)	68-4568 (LHRB)	Chassis Assembly	Yes
	68-4569 (RHRB)		Yes

Item	Assy No.	Part No.	Description	Qty	Sellable
1	N/A	68-0405	Chassis Cover*	1	Yes
2		68-3905	Screw Pack (B)*	1	Yes
3		68-1137	Lift Arm	1	Yes
4	68-4568(LHRB) 68-4569(RHRB)	68-1170	Outside Actuator, LH	1	Yes
		68-1171	Outside Actuator, RH		Yes
5		68-1208	ET Cam, LH	1	Yes
		68-1209	ET Cam, RH		Yes
6		68-1184	Guide Pin	1	Yes
7		68-1205	Chassis, LH	1	Yes
		68-1206	Chassis, RH		Yes
8		68-1191	Link Pin	1	Yes
9		01-0005	Retaining Ring	1	Yes
10		68-0239	Pivot Pin	1	Yes
11		68-1180	Tube Support	1	Yes
12		01-3595	Machine Screw	2	Yes
13		68-1193	Spring, Upper Link	1	Yes
14		97-0048	Rod Adjustment Pin	1	Yes
15		68-4270	Upper Link Assembly, LHRB	1	Yes
		68-4271	Upper Link Assembly, RHRB		Yes
16		68-1210	Hair Pin	1	Yes
17	N/A	68-5991	Mounting Screw Pack	1	Yes

*Specify Finish



The warranty on SARGENT® products becomes void if the product is modified in any way, regardless of whether the modification causes or contributes to any alleged defect. If a SARGENT product is modified it may no longer meet industry certification and quality control standards applicable to the original product and is no longer a genuine SARGENT product.

Copyright © 2017-2020, SARGENT Manufacturing Company. All rights reserved. Reproduction in whole or in part without the express written permission of SARGENT Manufacturing Company is prohibited.

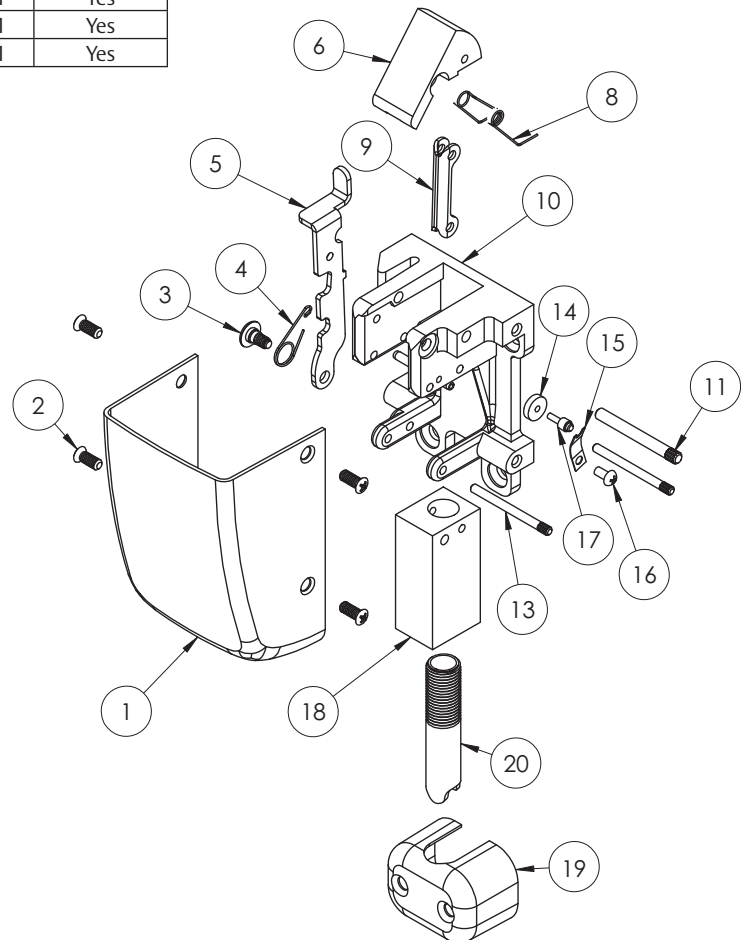
12-NB	8706	8710	8713
NB	8715	8740	8743
	8746	8773	8774

SARGENT®
ASSA ABLOY

Function	Assembly No.	Description	Sellable
(All Functions)	68-3933	Top Case Assembly	Yes

Item	Assy No.	Part No.	Description	Qty	Sellable
1	N/A	97-0392	Top Cover*	1	Yes
2		68-3905	Screw Pack (B)*	1	Yes
3	68-3933	97-0065	Latch Release Lever Pin	1	Yes
4		97-0579	Spring, Torsion	1	Yes
5		68-1155	Latch Retracting Lever	1	Yes
6		68-1153	Top Case Latch Bolt	1	Yes
7		01-0697	Spirol Pin	2	Yes
8		97-0400	Top Case Spring	1	Yes
9		68-1460	Link, Pivot	1	Yes
10		97-0402	Top Chassis	1	Yes
11		97-0394	Pivot Pin, Latch Bolt	1	Yes
12		01-0461	Spirol Pin	1	Yes
13		97-0294	Pivot Pin	2	Yes
14		68-0991	Fusible Link	1	No
15		68-0419	Guide Spring	1	No
16		01-3563	#5-40 x 1/4 PH RD HD MS	1	No
17		68-0420	Pin, Fire Stop	1	No
18		68-1458	Top Rod Link	1	Yes
19	N/A	97-0020	Rod Guide*	1	Yes
20		670T	Top Rod	1	Yes
21		646	Strike Pack	1	Yes

*Specify Finish



The warranty on SARGENT® products becomes void if the product is modified in any way, regardless of whether the modification causes or contributes to any alleged defect. If a SARGENT product is modified it may no longer meet industry certification and quality control standards applicable to the original product and is no longer a genuine SARGENT product.

Copyright © 2017-2020, SARGENT Manufacturing Company. All rights reserved. Reproduction in whole or in part without the express written permission of SARGENT Manufacturing Company is prohibited.

Experience a safer
and more open world

12-53-
53-
12-53-HC4

12-53-HC
53-HC
53-HC4

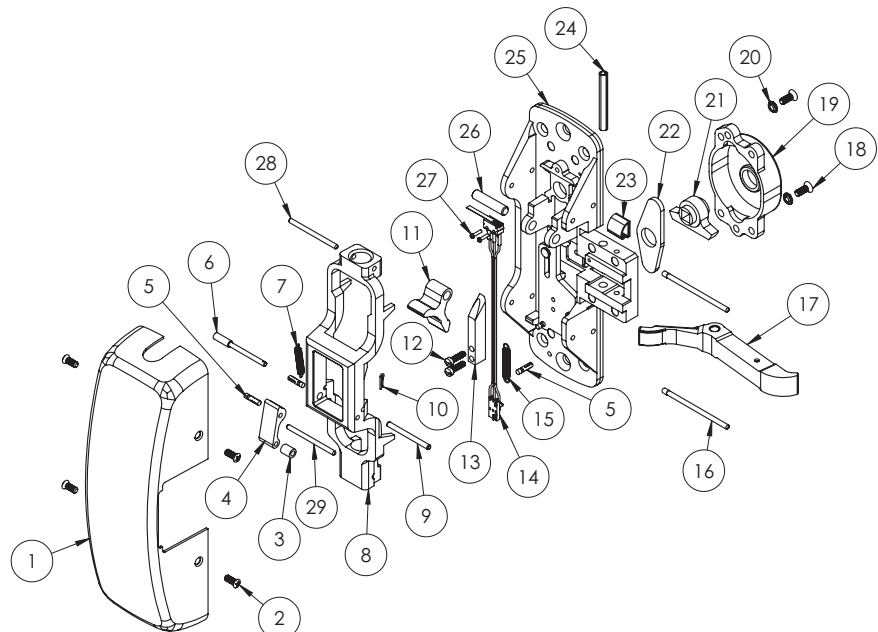
8706 8713

SARGENT®
ASSA ABLOY

Function	Assembly No.	Description	Sellable
06, 13	68-3714 (LHRB)	Chassis Assembly	Yes
	68-3715 (RHRB)		Yes

Item	Assy No.	Part No.	Description	Qty	Sellable
1	N/A	68-0405	Chassis Cover*	1	Yes
2		97-2563	Auxillary Screw Pack*	1	Yes
3	68-3714(LHRB) 68-3715(RHRB)	68-1768	Spacer	1	No
4		68-1087	Locking Lever	1	No
5		01-0749	Groove Pin	3	No
6		68-1128	Slide Pivot Pin	1	No
7		68-1123	Lock Lever Spring	1	No
8		68-1671	Main Slide	1	No
9		68-1127	Roll Pin	1	No
10		98-0238	Guard Bracket Hairpin	1	Yes
11		68-1090	Lift Lever	1	Yes
12		01-4396	59-80 Machine Screw	2	No
13		68-1092	Lift Block	1	No
14		52-2217	Switch Assembly	1	Yes
15		97-0050	Knob Return Spring	1	Yes
16		68-0323	Chassis Pin	2	Yes
17		68-1137	Lift Arm	1	Yes
18		01-3384	8-32x7/16 PH FH MS	2	Yes
19		68-0367	Knob Hub Cover	1	Yes
20		01-0930	CS Lock Washer	2	Yes
21		97-0042	Knob Hub	1	Yes
22		97-0043	Knob Hub Retainer	1	Yes
23		01-0150	Wire Clip	1	Yes
24		01-4512	Spirol Pin	1	Yes
25		68-1105	Chassis w/ Locking Slide Assembly, LHRB	1	No
26		68-1106	Chassis w/ Locking Slide Assembly, RHRB	1	No
27		68-0324	Lift Lever Pivot Pin	1	Yes
28	N/A	01-4381	Machine Screw	2	No
29		97-0049	Top Rod Adjustable Pin	1	Yes
30		97-0048	Bottom Rod Adjustable Pin	1	Yes
		68-5991	Mounting Screw Pack	1	Yes

*Specify Finish



The warranty on SARGENT® products becomes void if the product is modified in any way, regardless of whether the modification causes or contributes to any alleged defect. If a SARGENT product is modified it may no longer meet industry certification and quality control standards applicable to the original product and is no longer a genuine SARGENT product.

Copyright © 2017-2020, SARGENT Manufacturing Company. All rights reserved. Reproduction in whole or in part without the express written permission of SARGENT Manufacturing Company is prohibited.

Experience a safer
and more open world

12-53-
53-
12-53-HC
53-HC

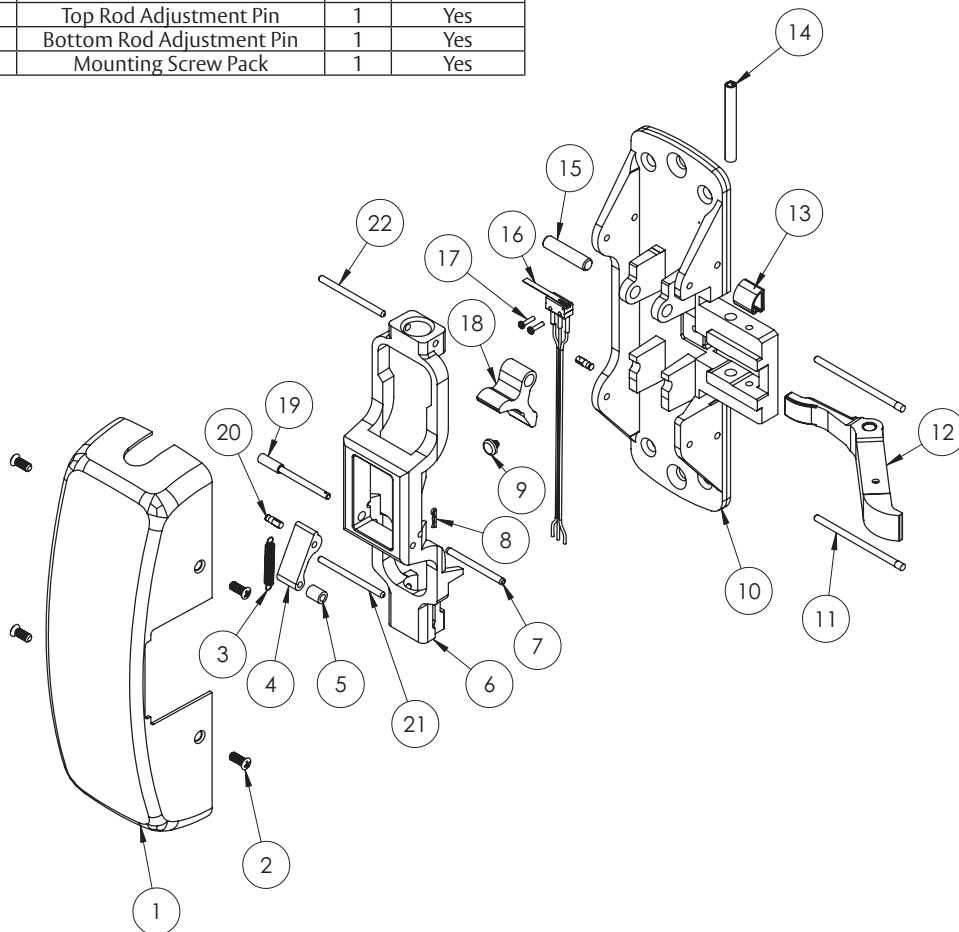
8710 8740

SARGENT®
ASSA ABLOY

Function	Assembly No.	Description	Sellable
10, 40	68-3823 (LHRB)	Chassis Assembly	Yes
	68-3824 (RHRB)		Yes

Item	Assy No.	Part No.	Description	Qty	Sellable
1	N/A	68-0405	Chassis Cover*	1	Yes
2		97-2563	Auxillary Screw Pack*	1	Yes
3	68-3823(LHRB) 68-3824(RHRB)	68-1123	Spring, Locking Lever	1	No
4		68-1087	Locking Lever	1	No
5		68-1768	Spacer	1	No
6		68-1671	Main Slide	1	No
7		68-1127	Roll Pin	1	No
8		98-0238	Guard Bracket Hairpin	1	Yes
9		68-1294	Stop Pin	1	Yes
10		68-1113	Chassis, LHRB	1	No
		68-1114	Chassis, RHRB		No
11		68-0323	Chassis Pin	2	Yes
12		68-1137	Lift Arm	1	Yes
13		01-0150	Wire Clip	1	Yes
14		01-4512	Spirol Pin	1	Yes
15		68-0324	Lift Lever Pivot Pin	1	Yes
16		52-2217	Switch Assembly	1	Yes
17		01-4381	Machine Screw	2	No
18		68-1090	Lift Lever	1	Yes
19		68-1128	Slide Pivot Pin	1	No
20		01-0749	Groove Pin	2	No
21	N/A	97-0049	Top Rod Adjustment Pin	1	Yes
22		97-0048	Bottom Rod Adjustment Pin	1	Yes
23		68-5991	Mounting Screw Pack	1	Yes

*Specify Finish



The warranty on SARGENT® products becomes void if the product is modified in any way, regardless of whether the modification causes or contributes to any alleged defect. If a SARGENT product is modified it may no longer meet industry certification and quality control standards applicable to the original product and is no longer a genuine SARGENT product.

Copyright © 2017-2020, SARGENT Manufacturing Company. All rights reserved. Reproduction in whole or in part without the express written permission of SARGENT Manufacturing Company is prohibited.

Experience a safer
and more open world

12-53-
53-
12-53-HC4

12-53-HC
53-HC
53-HC4

8715
8773

8743
8774

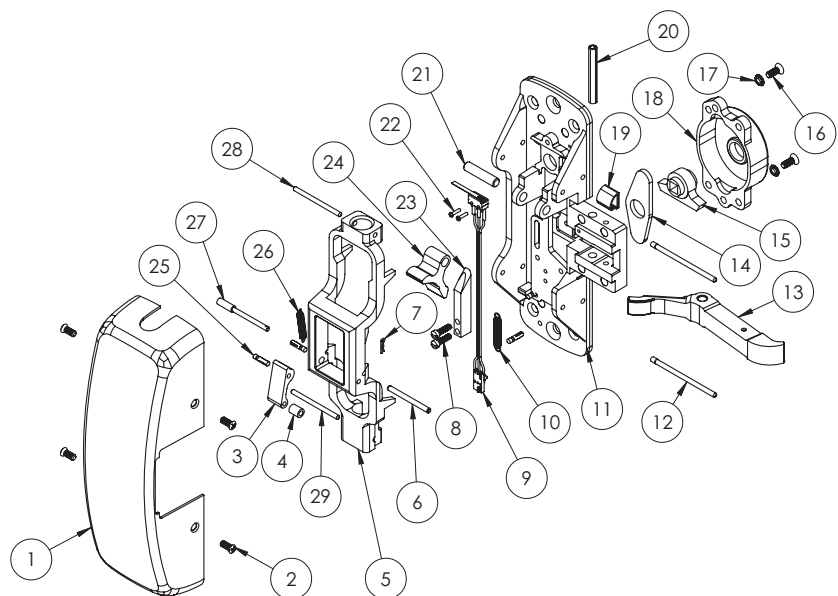
8746

SARGENT®
ASSA ABLOY

Function	Assembly No.	Description	Sellable
15, 43, 46, 73, 74	68-3717 (LHRB)	Chassis Assembly	Yes
	68-3718 (RHRB)		Yes

Item	Assy No.	Part No.	Description	Qty	Sellable
1	N/A	68-0405	Chassis Cover*	1	Yes
2		97-2563	Auxillary Screw Pack*	1	Yes
3	68-3717(LHRB) 68-3718(RHRB)	68-1087	Locking Lever	1	No
4		68-1768	Spacer	1	No
5		68-1671	Main Slide	1	No
6		68-1127	Roll Pin	1	Yes
7		98-0238	Guard Bracket Hairpin	1	Yes
8		01-4396	59-80 Machine Screw	2	Yes
9		52-2217	Switch Assembly	1	Yes
10		97-0050	Knob Return Spring	1	Yes
11		68-2413	Chassis w/ Locking Slide Assembly, LHRB	1	No
		68-2414	Chassis w/ Locking Slide Assembly, RHRB		No
12		68-0323	Chassis Pin	2	Yes
13		68-1137	Lift Arm	1	Yes
14		97-0043	Knob Hub Retainer	1	Yes
15		97-0042	Knob Hub	1	Yes
16		01-3384	8-32x7/16 PH FH MS	2	Yes
17		01-0930	Countersunk Lock Washer	2	Yes
18		68-0367	Knob Hub Cover	1	Yes
19		01-0150	Wire Clip	1	Yes
20		01-4512	Spirol Pin	1	Yes
21		68-0324	Lift Lever Pivot Pin	1	Yes
22		01-4381	Machine Screw	2	Yes
23		68-1092	Lift Block	1	Yes
24		68-1090	Lift Lever	1	Yes
25		01-0749	Groove Pin	3	No
26		68-1123	Spring, Locking Lever	1	No
27		68-1128	Slide Pivot Pin	1	No
28	N/A	97-0049	Top Rod Adjustment Pin	1	Yes
29		97-0048	Bottom Rod Adjustment Pin	1	Yes
30		68-5991	Mounting Screw Pack	1	Yes

*Specify Finish



The warranty on SARGENT® products becomes void if the product is modified in any way, regardless of whether the modification causes or contributes to any alleged defect. If a SARGENT product is modified it may no longer meet industry certification and quality control standards applicable to the original product and is no longer a genuine SARGENT product.

Copyright © 2017-2020, SARGENT Manufacturing Company. All rights reserved. Reproduction in whole or in part without the express written permission of SARGENT Manufacturing Company is prohibited.

Experience a safer
and more open world

12-53-
53-
12-53-HC4
53-HC4

12-53-HC
53-HC

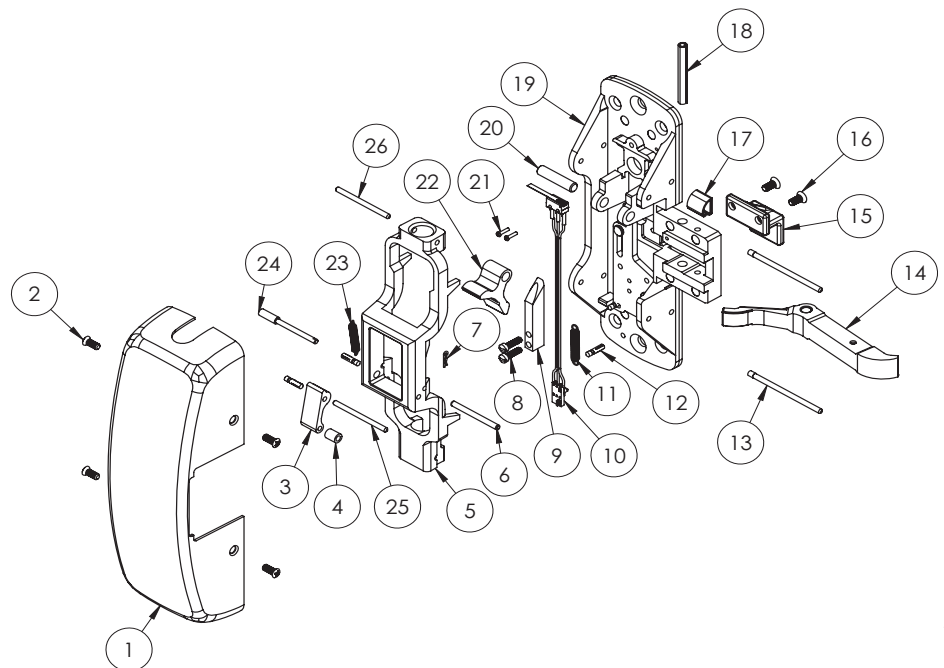
8728

SARGENT®
ASSA ABLOY

Function	Assembly No.	Description	Sellable
28	68-3829 (LHRB)	Chassis Assembly	Yes
	68-3830 (RHRB)		Yes

Item	Assy No.	Part No.	Description	Qty	Sellable
1	N/A	68-0405	Chassis Cover*	1	Yes
2		68-3905	Auxillary Screw Pack*	1	Yes
3		68-1087	Locking Lever	1	No
4	68-3829(LHRB) 68-3830(RHRB)	68-1768	Spacer	1	No
5		68-1671	Main Slide	1	Yes
6		68-1127	Roll Pin	1	No
7		98-0238	Guard Bracket Hairpin	1	Yes
8		01-4396	59-80 Machine Screw	2	Yes
9		68-1092	Lift Block	1	Yes
10		52-2217	Switch Assembly	1	Yes
11		97-0050	Knob Return Spring	1	Yes
12		01-0749	Groove Pin	3	No
13		68-0323	Chassis Pin	2	Yes
14		68-1137	Lift Arm	1	Yes
15		97-0089	Thumb Piece Lever	1	Yes
16		01-1146	8-32x3/8 PH FL U'CUT W/NY	1	Yes
17		01-0150	Wire Clip	1	Yes
18		01-4512	Spirol Pin	1	Yes
19		68-2413	Chassis w/ Locking Slide Assembly, LHRB	1	No
		68-2414	Chassis w/ Locking Slide Assembly, RHRB		No
20		68-0324	Lift Lever Pivot Pin	1	Yes
21		01-4381	Machine Screw	2	No
22		68-1090	Lift Lever	1	Yes
23		68-1123	Spring, Locking Lever	1	No
24		68-1128	Slide Pivot Pin	1	No
25		N/A	97-0048	Bottom Rod Adjustable Pin	1
26	97-0049		Top Rod Adjustable Pin	1	Yes
27	68-5991		Mounting Screw Pack	1	Yes

*Specify Finish



The warranty on SARGENT® products becomes void if the product is modified in any way, regardless of whether the modification causes or contributes to any alleged defect. If a SARGENT product is modified it may no longer meet industry certification and quality control standards applicable to the original product and is no longer a genuine SARGENT product.

Copyright © 2017-2020, SARGENT Manufacturing Company. All rights reserved. Reproduction in whole or in part without the express written permission of SARGENT Manufacturing Company is prohibited.

Experience a safer
and more open world

43

A8231-K 02/20

12-53-
53-
12-53-HC
53-HC

8762 8763

SARGENT
ASSA ABLOY

Function	Assembly No.	Description	Sellable
62, 63	68-3826 (LHRB)	Chassis Assembly	Yes
	68-3827 (RHRB)		Yes

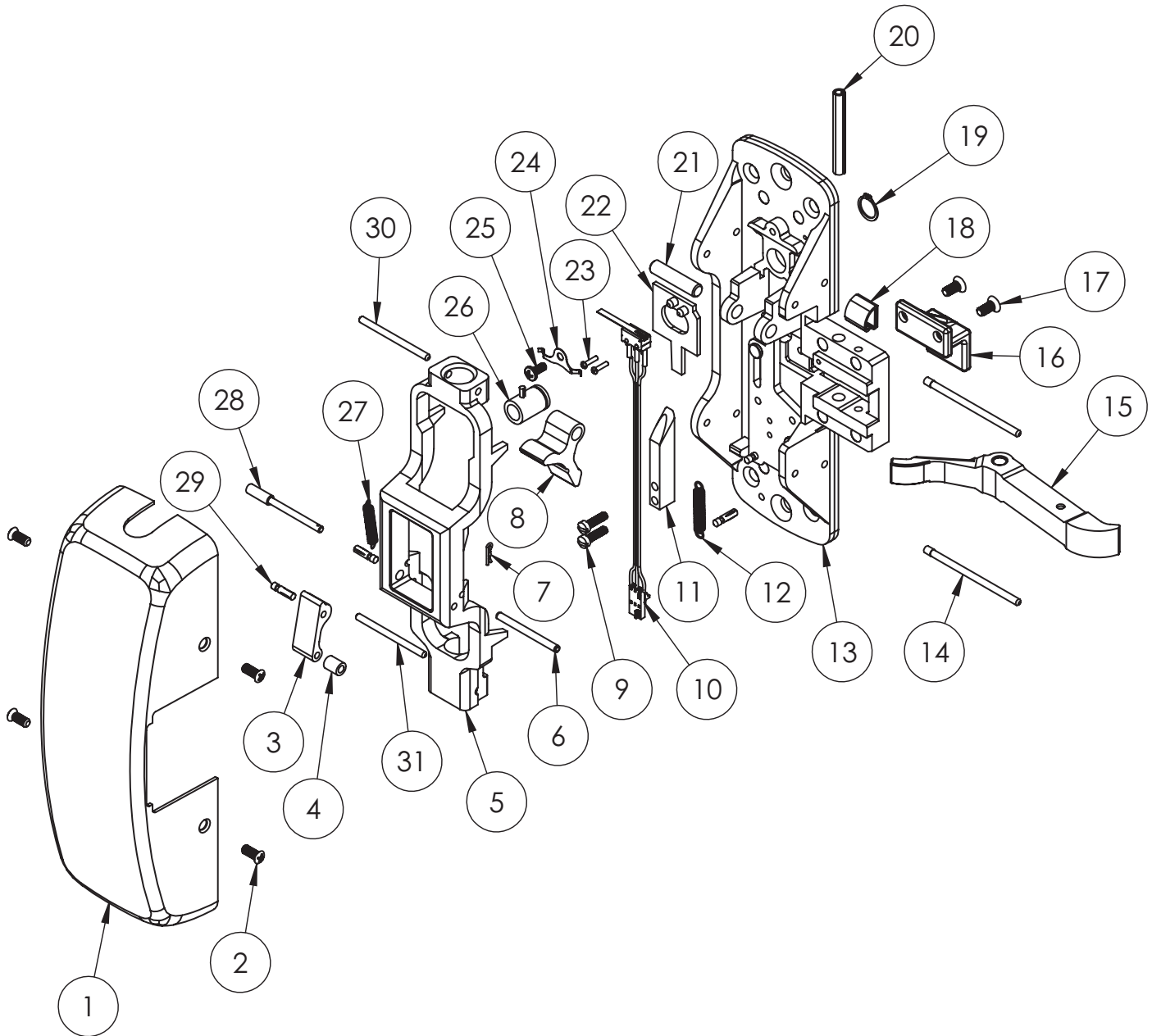
Item	Assy No.	Part No.	Description	Qty	Sellable
1	N/A	68-0405	Chassis Cover*	1	Yes
2		97-2563	Auxiliary Screw Pack*	1	Yes
3	68-3826(LHRB) 68-3827(RHRB)	68-1087	Locking Lever	1	No
4		68-1768	Spacer	1	No
5		68-1671	Main Slide	1	No
6		68-1127	Roll Pin	1	No
7		98-0238	Guard Bracket Hairpin	1	Yes
8		68-1090	Lift Lever	1	Yes
9		01-4396	59-80 Machine Screw	2	Yes
10		52-2217	Switch Assembly	1	Yes
11		68-1092	Lift Block	1	Yes
12		97-0050	Knob Return Spring	1	Yes
13		68-2413	Chassis and Locking Slide Assembly, LHRB	1	No
		68-2414	Chassis and Locking Slide Assembly, RHRB		No
14		68-0323	Chassis Pin	2	Yes
15		68-1137	Lift Arm	1	Yes
16		97-0089	Thumb Piece Lever	1	Yes
17		01-1146	8-32x3/8 PH FL U'CUT W/NY	1	Yes
18		01-0150	Wire Clip	1	Yes
19		01-0005	Retaining Ring	1	Yes
20		01-4512	Spirol Pin	1	Yes
21		68-0324	Lift Lever Pivot Pin	1	Yes
22		68-2198	Locking Slide Assembly, LHRB	1	Yes
		68-2199	Locking Slide Assembly, RHRB		Yes
23		01-4381	Machine Screw	2	Yes
24		68-0368	Locking Slide Spring, LHRB	1	Yes
		97-0006	Locking Slide Spring, RHRB		Yes
25		01-1190	6-32x5/16 PH PNHD Self Tap Screw	1	Yes
26		97-2048	Cylinder Hub and Pin Assembly	1	Yes
27		68-1123	Lock Lever Spring	1	No
28		68-1128	Slide Pivot Pin	1	No
29		01-0749	Groove Pin	3	No
30	N/A	97-0049	Top Rod Adjustable Pin	1	Yes
31		97-0048	Bottom Rod Adjustable Pin	1	Yes
32		68-5991	Mounting Screw Pack	1	Yes

*Specify Finish

12-53-
53-
12-53-HC
53-HC

8762 8763

SARGENT®
ASSA ABLOY



Experience a safer
and more open world

The warranty on SARGENT® products becomes void if the product is modified in any way, regardless of whether the modification causes or contributes to any alleged defect. If a SARGENT product is modified it may no longer meet industry certification and quality control standards applicable to the original product and is no longer a genuine SARGENT product.

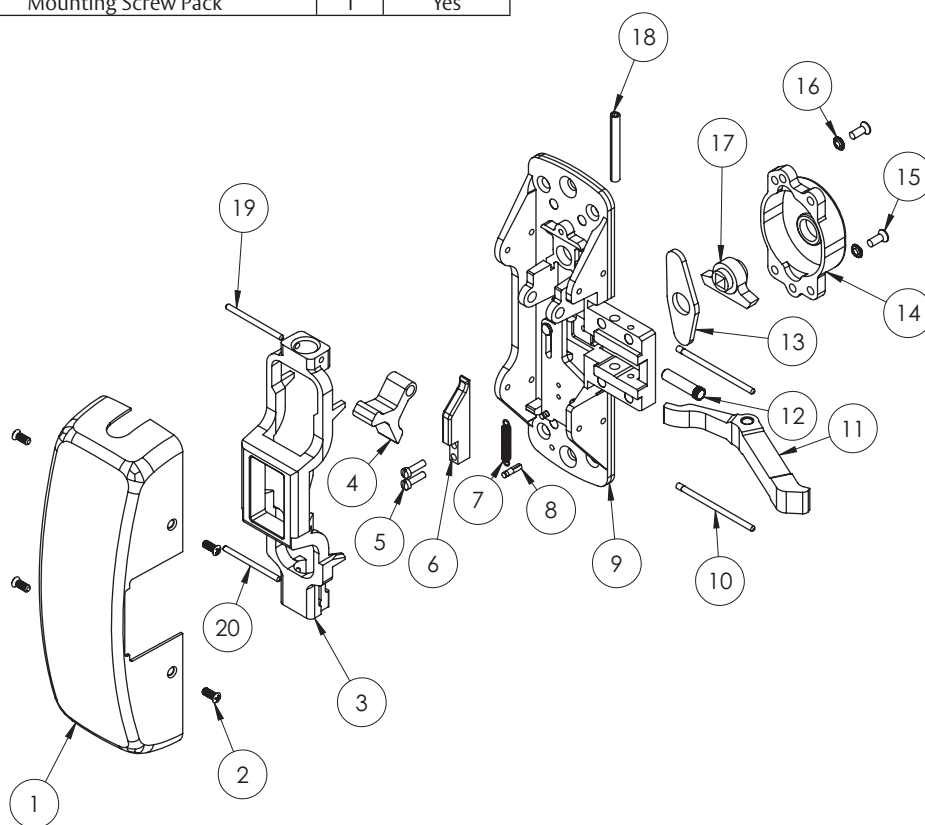
Copyright © 2017-2020, SARGENT Manufacturing Company. All rights reserved. Reproduction in whole or in part without the express written permission of SARGENT Manufacturing Company is prohibited.

A8231-K 02/20

Function	Assembly No.	Description	Sellable
06, 13, 43, 46	68-7306 (LHRB)	Chassis Assembly	Yes
	68-7307 (RHRB)		Yes

Item	Assy No.	Part No.	Description	Qty	Sellable
1	N/A	68-0405	Chassis Cover*	1	Yes
2		97-2563	Auxillary Screw Pack*	1	Yes
3	68-7306(LHRB) 68-7307(RHRB)	68-1664	Main Slide	1	Yes
4		68-1656	Lift Lever	1	Yes
5		01-4396	59-80 Machine Screw	2	Yes
6		68-1655	Lift Block	1	Yes
7		97-0050	Knob Return Spring	1	Yes
8		01-0749	Groove Pin	1	No
9		68-7310	Chassis and Slide Assembly, LHRB	1	No
		68-7311	Chassis and Slide Assembly, RHRB		No
10		68-0323	Chassis Pin	2	Yes
11		68-0241	Lift Arm	1	Yes
12		01-9372	Lift Lever Pivot Pin	1	Yes
13		97-0043	Knob Hub Retainer	1	Yes
14		68-0367	Knob Hub Cover	2	Yes
15		01-3384	8-32x7/16 PH FH MS	2	Yes
16		01-0930	Countersunk Lock Washer	2	Yes
17		97-0042	Knob Hub	1	Yes
18		01-4512	Spirol Pin	1	Yes
19	N/A	97-0049	Top Rod Adjustment Pin	1	Yes
20		97-0048	Bottom Rod Adjustment Pin	1	Yes
21		68-5991	Mounting Screw Pack	1	Yes

*Specify Finish



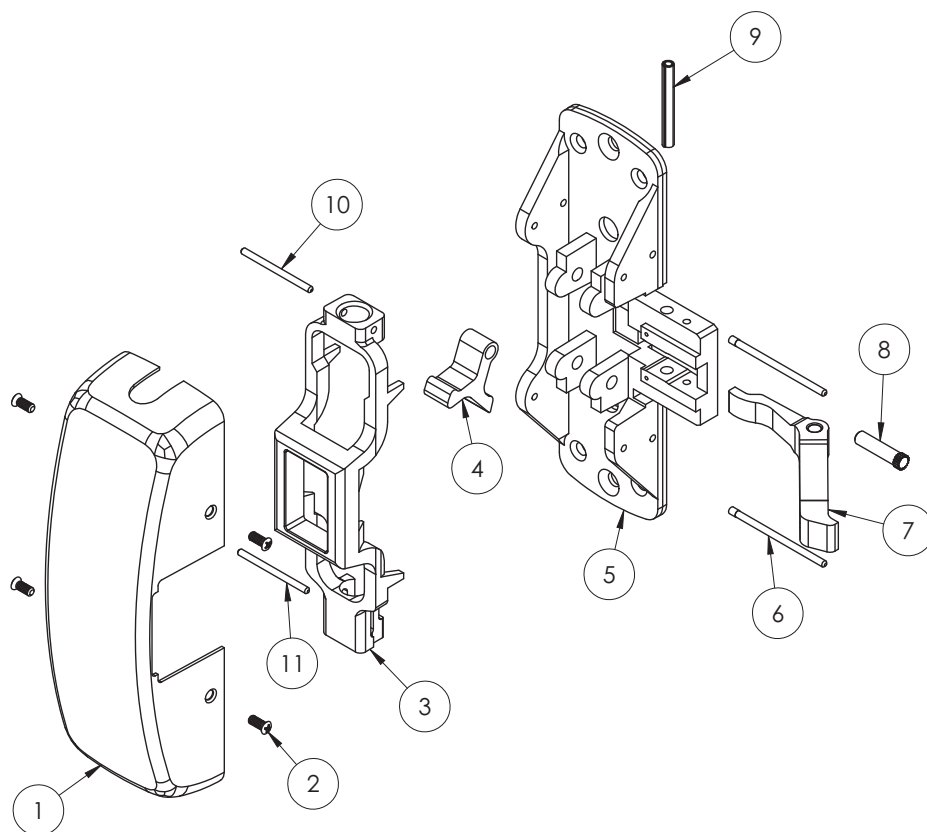
The warranty on SARGENT® products becomes void if the product is modified in any way, regardless of whether the modification causes or contributes to any alleged defect. If a SARGENT product is modified it may no longer meet industry certification and quality control standards applicable to the original product and is no longer a genuine SARGENT product.

Copyright © 2017-2020, SARGENT Manufacturing Company. All rights reserved. Reproduction in whole or in part without the express written permission of SARGENT Manufacturing Company is prohibited.

Function	Assembly No.	Description	Sellable
(10, 40)	68-7308 (LHRB)	Chassis Assembly	Yes
	68-7309 (RHRB)		Yes

Item	Assy No.	Part No.	Description	Qty	Sellable
1	N/A	68-0405	Chassis Cover*	1	Yes
2		97-2563	Auxillary Screw Pack*	1	Yes
3	68-7308(LHRB) 68-7309(RHRB)	68-1664	Main Slide	1	Yes
4		68-1656	Lift Lever	1	Yes
5		68-1660	Chassis	1	Yes
6		68-0323	Chassis Pin	2	Yes
7		68-0241	Lift Arm	1	Yes
8		01-9372	Lift Lever Pivot Pin	1	Yes
9	N/A	97-0049	Top Rod Adjustment Pin	1	Yes
10		97-0048	Bottom Rod Adjustment Pin	1	Yes
11		68-5991	Mounting Screw Pack	1	Yes

*Specify Finish



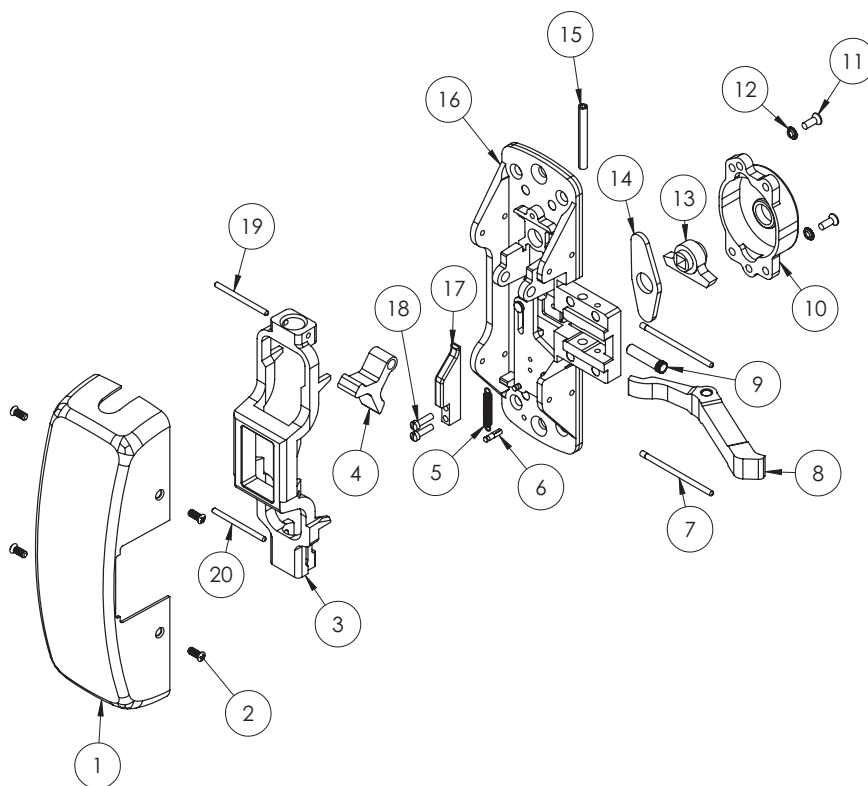
The warranty on SARGENT® products becomes void if the product is modified in any way, regardless of whether the modification causes or contributes to any alleged defect. If a SARGENT product is modified it may no longer meet industry certification and quality control standards applicable to the original product and is no longer a genuine SARGENT product.

Copyright © 2017-2020, SARGENT Manufacturing Company. All rights reserved. Reproduction in whole or in part without the express written permission of SARGENT Manufacturing Company is prohibited.

Function	Assembly No.	Description	Sellable
(15, 73, 74)	68-7312 (LHRB)	Chassis Assembly	Yes
	68-7313 (RHRB)		Yes

Item	Assy No.	Part No.	Description	Qty	Sellable
1	N/A	68-0405	Chassis Cover*	1	Yes
2		97-2563	Auxillary Screw Pack*	1	Yes
3	68-7312(LHRB) 68-7313(RHRB)	68-1664	Main Slide	1	Yes
4		68-1656	Lift Lever	1	Yes
5		97-0050	Knob Return Spring	1	Yes
6		01-0749	Groove Pin	1	No
7		68-0323	Chassis Pin	2	Yes
8		68-0241	Lift Arm	1	Yes
9		01-9372	Lift Lever Pivot Pin	1	Yes
10		68-0367	Knob Hub Cover		Yes
11		01-3384	8-32x7/16 PH FH MS	2	Yes
12		01-0930	Countersunk Lock Washer	2	Yes
13		97-0042	Knob Hub	1	Yes
14		97-0043	Knob Hub Retainer	1	Yes
15		01-4512	Spirol Pin	1	Yes
16		68-7310	Chassis and Slide Assembly, LHRB	1	No
		68-7311	Chassis and Slide Assembly, RHRB		No
17		68-1655	Lift Block	1	Yes
18		01-4396	Machine Screw #6-32x1/2	2	Yes
19	N/A	97-0049	Top Rod Adjustment Pin	1	Yes
20		97-0048	Bottom Rod Adjustment Pin	1	Yes
21		68-5991	Mounting Screw Pack	1	Yes

*Specify Finish



The warranty on SARGENT® products becomes void if the product is modified in any way, regardless of whether the modification causes or contributes to any alleged defect. If a SARGENT product is modified it may no longer meet industry certification and quality control standards applicable to the original product and is no longer a genuine SARGENT product.

Copyright © 2017-2020, SARGENT Manufacturing Company. All rights reserved. Reproduction in whole or in part without the express written permission of SARGENT Manufacturing Company is prohibited.

53-NB-
12-53-NB-

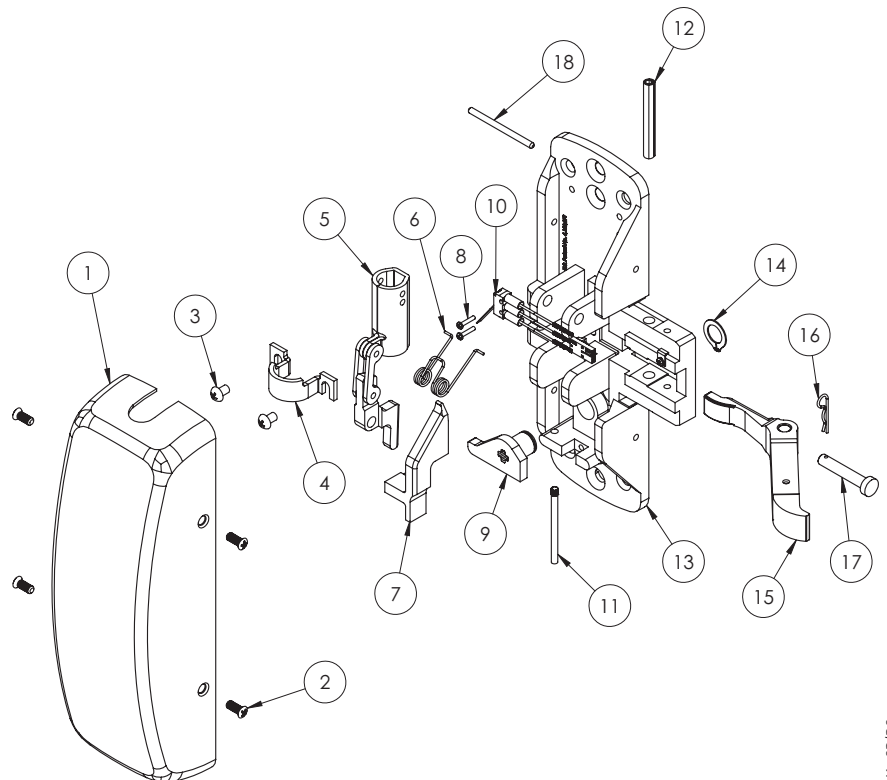
8706 8710 8713 8715
8740 8743 8746 8773
8774

SARGENT
ASSA ABLOY

Function	Assembly No.	Description	Sellable
(All Functions)	68-5449 (LHRB)	Chassis Assembly	Yes
	68-5450 (RHRB)		Yes

Item	Assy No.	Part No.	Description	Qty	Sellable
1	N/A	68-0405	Chassis Cover*	1	Yes
2		68-3905	Screw Pack (B)*	1	Yes
3	68-5449 68-5450	01-3595	#8-32x1/4" Machine Screw*	1	Yes
4		68-1180	Tube Support	1	Yes
5		68-4270	Upper Link Assembly, LHRB	1	Yes
		68-4271	Upper Link Assembly, RHRB		Yes
6		68-1193	Upper Link Spring	1	Yes
7		68-1170	Outside Actuator, LHRB	1	Yes
		68-1171	Outside Actuator, RHRB		Yes
8		01-1237	#1-72 PH Pan Head MS	1	Yes
9		68-1208	ET Cam, LH	1	Yes
		68-1209	ET Cam, RH		Yes
10		52-5133	Switch and Wire Assembly	1	Yes
11		68-1184	Guide Pin	1	Yes
12		01-4512	Spirol Pin	1	Yes
13		68-1205	Chassis, LH	1	No
		68-1206	Chassis, RH		No
14		01-0005	Retaining Ring	1	Yes
15		68-1137	Lift Arm	1	Yes
16		68-1210	Hair Pin	1	Yes
17		68-1191	Link Pin	1	Yes
18		97-0048	Bottom Rod Adjustment Pin	1	Yes
19	N/A	68-5991	Mounting Screw Pack	1	Yes

*Specify Finish



The warranty on SARGENT® products becomes void if the product is modified in any way, regardless of whether the modification causes or contributes to any alleged defect. If a SARGENT product is modified it may no longer meet industry certification and quality control standards applicable to the original product and is no longer a genuine SARGENT product.

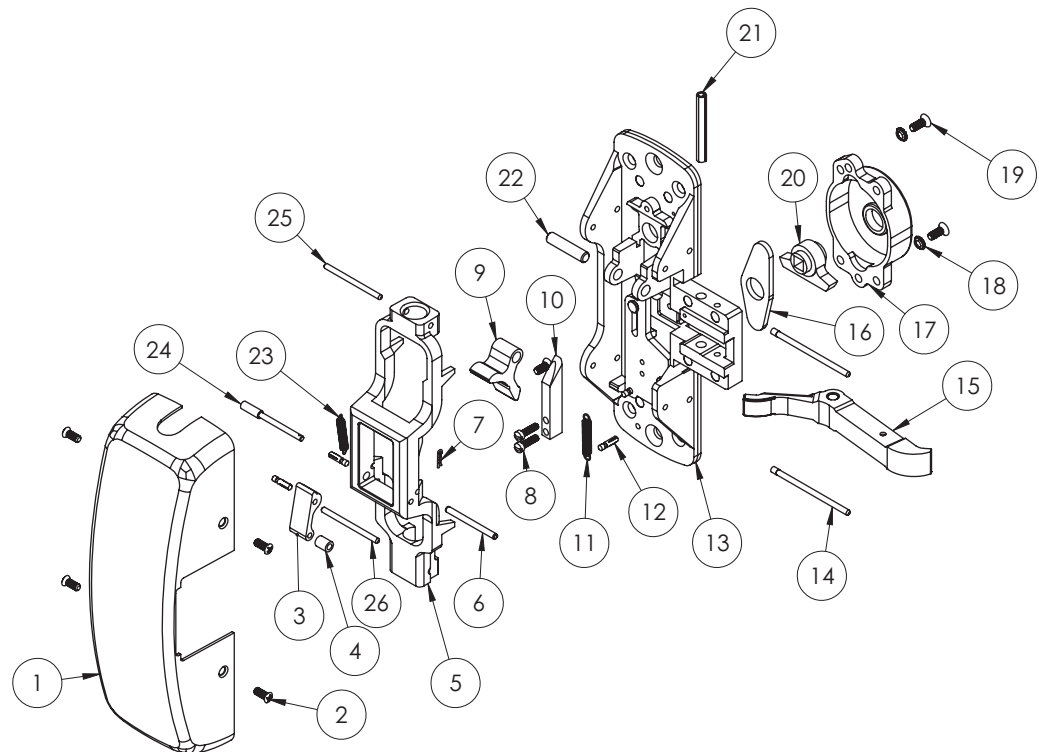
Copyright © 2017-2020, SARGENT Manufacturing Company. All rights reserved. Reproduction in whole or in part without the express written permission of SARGENT Manufacturing Company is prohibited.

Experience a safer
and more open world

Function	Assembly No.	Description	Sellable
06, 10, 13, 40	68-6042 (LHRB)	Chassis Assembly	Yes
	68-6043 (RHRB)		Yes

Item	Assy No.	Part No.	Description	Qty	Sellable
1	N/A	68-0405	Chassis Cover*	1	Yes
2		97-2563	Auxillary Screw Pack*	1	Yes
3	68-6042(LHRB) 68-6043(RHRB)	68-1087	Locking Lever	1	No
4		68-1768	Spacer	1	No
5		68-1671	Main Slide	1	Yes
6		68-1127	Roll Pin	1	No
7		98-0238	Guard Bracket Hairpin	1	Yes
8		01-4396	59-80 Machine Screw	2	No
9		68-1090	Lift Lever	1	Yes
10		68-1092	Lift Block	1	Yes
11		97-0050	Knob Return Spring	1	Yes
12		01-0749	Groove Pin	3	Yes
13		68-2413	Chassis and Slide Assembly, LHRB	1	No
14		68-2414	Chassis and Slide Assembly, RHRB		No
15		68-0323	Chassis Pin	2	Yes
16		68-1137	Lift Arm	1	Yes
17		97-0043	Knob Hub Retainer	1	Yes
18		68-0367	Knob Hub Cover	1	Yes
19		01-0930	Countersunk Lock Washer	2	Yes
20		01-3384	8-32x7/16 PH FH MS	2	Yes
21		97-0042	Knob Hub	1	Yes
22		01-4512	Spirol Pin	1	Yes
23		68-0324	Lift Lever Pivot Pin	2	Yes
24		68-1123	Return Spring, Guarding	1	No
25		68-1128	Slide Pivot Pin	1	No
26	N/A	97-0048	Bottom Rod Adjustment Pin	1	Yes
27		97-0049	Top Rod Adjustment Pin	1	Yes
		68-5991	Mounting Screw Pack	1	Yes

*Specify Finish



The warranty on SARGENT® products becomes void if the product is modified in any way, regardless of whether the modification causes or contributes to any alleged defect. If a SARGENT product is modified it may no longer meet industry certification and quality control standards applicable to the original product and is no longer a genuine SARGENT product.

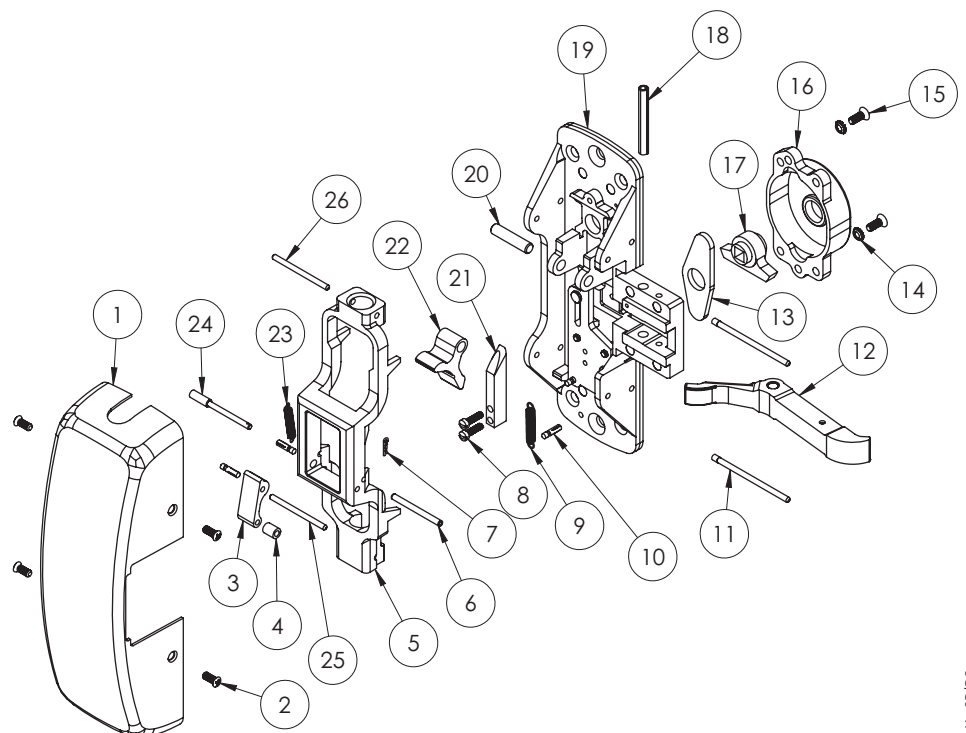
Copyright © 2017-2020, SARGENT Manufacturing Company. All rights reserved. Reproduction in whole or in part without the express written permission of SARGENT Manufacturing Company is prohibited.

12-HC4-87: 15, 43, 46, 73, 74
 HC4-87: 15, 43, 46, 73, 74

Function	Assembly No.	Description	Sellable
12, 43, 46, 73, 74	68-6044 (LHRB)	Chassis Assembly	Yes
	68-6045 (RHRB)		Yes

Item	Assy No.	Part No.	Description	Qty	Sellable
1	N/A	68-0405	Chassis Cover*	1	Yes
2		97-2563	Auxiliary Screw Pack*	1	Yes
3		68-1087	Locking Lever	1	No
4		68-1768	Spacer	1	Yes
5		68-1671	Main Slide	1	Yes
6		68-1127	Roll Pin	1	No
7		98-0238	Guard Bracket Hairpin	1	Yes
8		01-4396	59-80 Machine Screw	2	No
9		97-0050	Knob Return Spring	1	Yes
10		01-0749	Groove Pin	3	Yes
11		68-0323	Chassis Pin	2	Yes
12		68-1137	Lift Arm	1	Yes
13		97-0043	Knob Hub Retainer	1	Yes
14	68-6044(LHRB) 68-6045(RHRB)	01-0930	Countersunk Lock Washer	2	Yes
15		01-3384	8-32x7/16 PH FH MS	2	Yes
16		68-0367	Knob Hub Cover	1	Yes
17		97-0042	Knob Hub	1	Yes
18		01-4512	Spirol Pin	1	Yes
19		68-2413	Chassis and Slide Assembly, LHRB	1	No
		68-2414	Chassis and Slide Assembly, RHRB		No
20		68-0324	Lift Lever Pivot Pin	2	Yes
21		68-1092	Lift Block	1	No
22		68-1090	Lift Lever	1	Yes
23		68-1123	Return Spring, Guarding	1	No
24		68-1128	Slide Pivot Pin	1	No
25	N/A	97-0048	Bottom Rod Adjustment Pin	1	Yes
26		97-0049	Top Rod Adjustment Pin	1	Yes
27		68-5991	Mounting Screw Pack	1	Yes

*Specify Finish



The warranty on SARGENT® products becomes void if the product is modified in any way, regardless of whether the modification causes or contributes to any alleged defect. If a SARGENT product is modified it may no longer meet industry certification and quality control standards applicable to the original product and is no longer a genuine SARGENT product.

Copyright © 2017-2020, SARGENT Manufacturing Company. All rights reserved. Reproduction in whole or in part without the express written permission of SARGENT Manufacturing Company is prohibited.

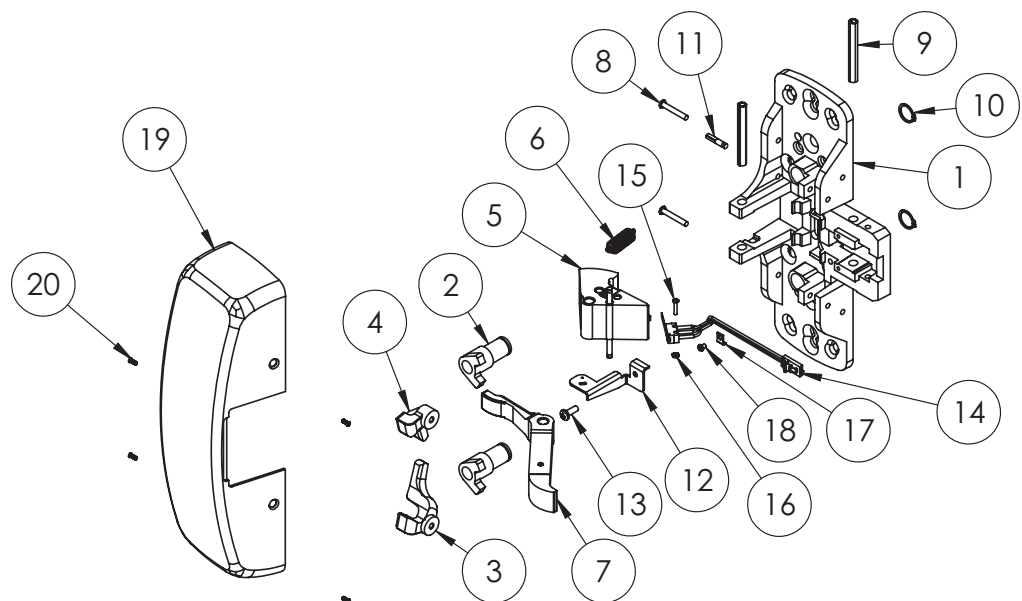
(WS-/53-)8804	(WS-/53-)8806	(WS-/53-)8810	(WS-/53-)8813
(WS-/53-)8815	(WS-/53-)8840	(WS-/53-)8843	(WS-/53-)8844
(WS-/53-)8846	(WS-/53-)8873	(WS-/53-)8874	(WS-/53-)8875
(WS-/53-)8876	(WS-/53-)8877	(WS-/53-)8878	(WS-/53-)8881
(WS-/53-)8882	(WS-/53-)8888		

SARGENT®
ASSA ABLOY

Function	Assembly No.	Description	Sellable
All functions	68-4261	LHRB/RHRB	Yes
WS- All functions		LHRB/RHRB	
53- All functions	68-6075	LHRB/RHRB	Yes
WS-53- All functions		LHRB/RHRB	

Item	Assy No.	Part No.	Description	Qty	Sellable
1	See chart above	68-1389	Chassis Blank (Std)	1	No
2		98-0018	Outside Cylinder Hub	2	Yes
3		68-1367	Lift Lever (RH)	1	Yes
4		68-1366	Lift Lever (LH)	1	Yes
5		68-4413	Standard Latchbolt (68-4261)	1	Yes
		68-7417	53- Standard Latchbolt (68-6075)	1	Yes
6		98-0028	Latchbolt Spring	1	Yes
		68-1137	Lift Arm	1	Yes
8		98-0011	Latchbolt Lever Pivot Pin	2	Yes
9		01-4512	Spirol Pin	2	Yes
10		01-0005	Retaining Ring, Truarc 5100-43	2	Yes
11		01-0008	Groove Pin	1	No
12		68-1685	Switch Bracket (53- Only)	1	Yes
13		01-1482	#6-32 x 1/8" Ph Pn Hd Machine Screw (53- Only)	1	Yes
14		52-4545	Switch Assembly (53- Only)	1	Yes
15		01-9446	#1-72 x 11/32" Ph Fl Hd Machine Screw (53- Only)	1	Yes
16		01-0909	Hex Machine Screw Nut (53- Only)	1	Yes
17		52-0310	Cable Clamp (53- Only)	1	Yes
18	01-1482	Cr-Phms #2-56 X 1/8" (53- Only)	1	Yes	
19	N/A	68-0406	Cover ¹	1	Yes
20		68-3905	Screw Pack ¹	1	Yes
Not Shown		68-2143	Screw Pack ¹	1	Yes
		649	Strike Pack	1	Yes

1. Indicates finish required



The warranty on SARGENT® products becomes void if the product is modified in any way, regardless of whether the modification causes or contributes to any alleged defect. If a SARGENT product is modified it may no longer meet industry certification and quality control standards applicable to the original product and is no longer a genuine SARGENT product.

Copyright © 2017-2020, SARGENT Manufacturing Company. All rights reserved. Reproduction in whole or in part without the express written permission of SARGENT Manufacturing Company is prohibited.

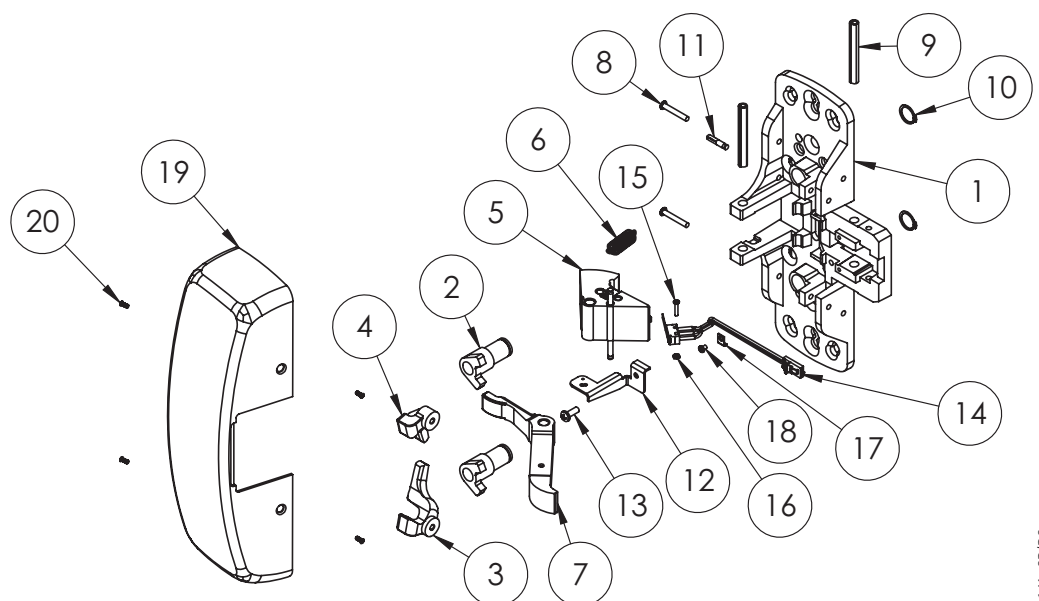
(12-/WS-/53)8804 (12-/WS-/53)8806 (12-/WS-/53)8810 (12-/WS-/53)8813
 (12-/WS-/53)8815 (12-/WS-/53)8840 (12-/WS-/53)8843 (12-/WS-/53)8844
 (12-/WS-/53)8846 (12-/WS-/53)8873 (12-/WS-/53)8874 (12-/WS-/53)8875
 (12-/WS-/53)8876 (12-/WS-/53)8877 (12-/WS-/53)8878 (12-/WS-/53)8881
 (12-/WS-/53)8882 (12-/WS-/53)8888

SARGENT
ASSA ABLOY

Function	Assembly No.	Description	Sellable
12- All functions	68-4263	LHRB/RHRB	YES
WS-12- All functions		LHRB/RHRB	
12-53- All functions	68-6076	LHRB/RHRB	YES
WS-12-53- All functions		LHRB/RHRB	

Item	Assy No.	Part No.	Description	Qty	Sellable
1	See chart above	68-1378	Chassis Blank (12-)	1	No
2		98-0018	Outside Cylinder Hub	2	Yes
3		68-1367	Lift Lever (RH)	1	Yes
4		68-1366	Lift Lever (LH)	1	Yes
5		68-4414	Fire Rated Latchbolt (68-4263)	1	Yes
		68-7418	12-53- Standard Latchbolt (68-6076)	1	Yes
6		98-0028	Latchbolt Spring	1	Yes
7		68-1137	Lift Arm	1	Yes
8		98-0011	Latchbolt Lever Pivot Pin	2	Yes
9		01-4512	Spirol Pin	2	Yes
10		01-0005	Retaining Ring, Truarc 5100-43	2	Yes
11		01-0008	Groove Pin	1	No
12		68-1685	Switch Bracket (53- Only)	1	Yes
13		01-1482	#2-56 Ph Pn Hd Machine Screw (53- Only)	1	Yes
14		52-4545	Switch Assembly (53- Only)	1	Yes
15		01-9446	#1-72 X 11/32" Ph Fl Hd Machine Screw (53- Only)	1	Yes
16		01-0909	Hex Machine Screw Nut (53- Only)	1	Yes
17		52-0310	Cable Clamp (53- Only)	1	Yes
18	01-1482	Cr-Phms #2-56 X 1/8" (53- Only)	1	Yes	
19	N/A	68-0406	Cover ¹	1	Yes
20		68-3905	Cover Screw Pack (#8-32 X 5/16") ¹	1	Yes
Not Shown		68-2143	Screw Pack	1	Yes
		649	Strike Pack	1	Yes

1. Indicates finish required



The warranty on SARGENT® products becomes void if the product is modified in any way, regardless of whether the modification causes or contributes to any alleged defect. If a SARGENT product is modified it may no longer meet industry certification and quality control standards applicable to the original product and is no longer a genuine SARGENT product.

Copyright © 2017-2020, SARGENT Manufacturing Company. All rights reserved. Reproduction in whole or in part without the express written permission of SARGENT Manufacturing Company is prohibited.

Experience a safer
 and more open world

AL- AND GL- PREFIXES

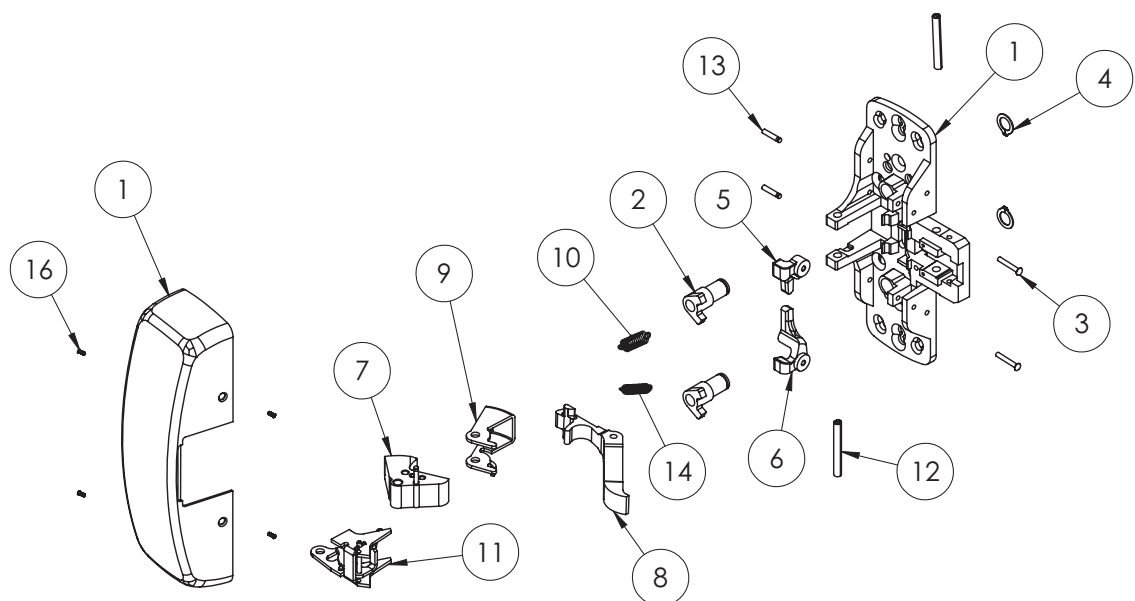
8804	8806	8810	8813	8815	8840
8843	8844	8846	8875	8876	8877
8878	8881	8882			

SARGENT®
ASSA ABLOY

Function	Assembly No.	Description	Sellable
AL- (All Functions Except 77,78,81, And 82)	68-4410	LHRB/RHRB	Yes
GL- (All Functions)		LHRB/RHRB	

Item	Assembly No.	Part No.	Description	Qty	Sellable
1	See chart above	68-1485	Chassis (Std)	1	No
2		98-0018	Outside Hub	2	Yes
3		98-0011	Latchbolt Lever Pin	2	Yes
4		01-0005	Retaining Ring, Truarc 5100-43	2	Yes
5		68-1367	Lift Lever (RH)	1	Yes
6		68-1366	Lift Lever (LH)	1	Yes
7		68-4415	Guarded Latchbolt	1	Yes
8		68-1353	Lift Arm	1	Yes
9		68-1352	Guide	1	Yes
10		98-0028	Latchbolt Spring	1	Yes
11		68-4417	Guard Bracket Std	1	Yes
12		01-4512	Spirol Pin	2	Yes
13		01-0008	Groove Pin	2	No
14		68-1394	Guide Spring	1	Yes
15	N/A	68-1014	Cover ¹	1	Yes
16		68-3905	Cover Screw Pack ¹	1	Yes
Not Shown		68-2143	Screw Pack	1	Yes
		649	Strike Pack	1	Yes

1. Indicates finish required



The warranty on SARGENT® products becomes void if the product is modified in any way, regardless of whether the modification causes or contributes to any alleged defect. If a SARGENT product is modified it may no longer meet industry certification and quality control standards applicable to the original product and is no longer a genuine SARGENT product.

Copyright © 2017-2020, SARGENT Manufacturing Company. All rights reserved. Reproduction in whole or in part without the express written permission of SARGENT Manufacturing Company is prohibited.

AL- AND GL- PREFIXES

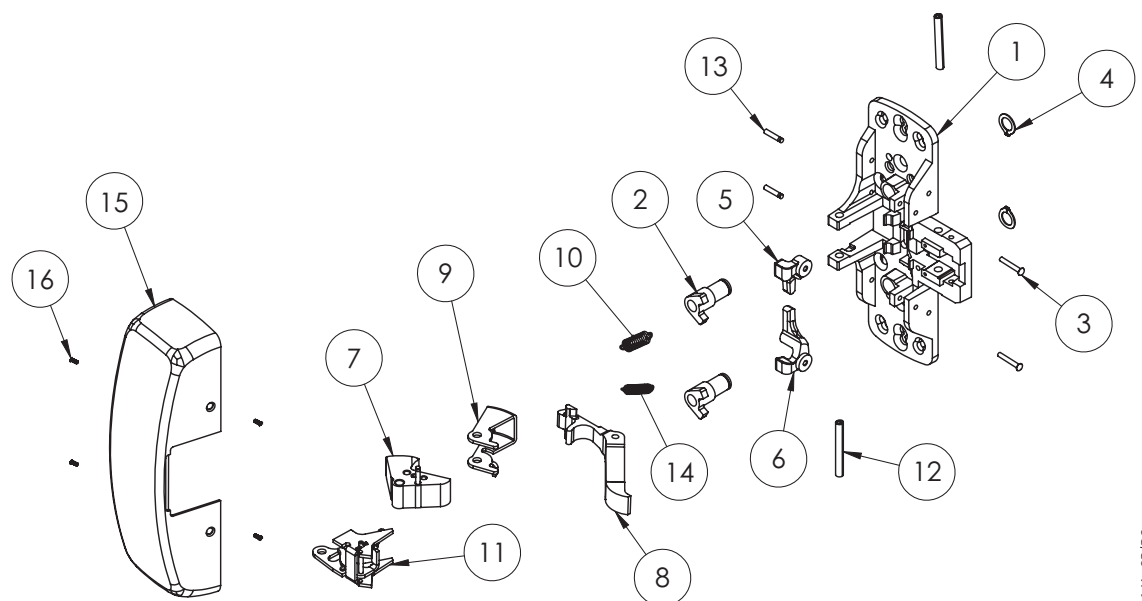
12-8804	12-8806	12-8810	12-8813
12-8815	12-8840	12-8843	12-8844
12-8846	12-8875	12-8876	12-8877
12-8878	12-8881	12-8882	

SARGENT
ASSA ABLOY

Function	Assembly No.	Description	Sellable
12-AL- (All Functions Except 77,78,81,82)	68-4411	LHRB/RHRB	Yes
12-GL- (All Functions)			

Item	Assembly No.	Part No.	Description	Qty	Sellable
1	See chart above	68-1378	Chassis (12-)	1	No
2		98-0018	Outside Hub	2	Yes
3		98-0011	Latchbolt Lever Pin	2	Yes
4		01-0005	Retaining Ring, Truarc 5100-43	2	Yes
5		68-1367	Lift Lever (Rh)	1	Yes
6		68-1366	Lift Lever (Lh)	1	Yes
7		68-4415	Guarded Latchbolt	1	Yes
8		68-1353	Lift Arm	1	Yes
9		68-1352	Guide	1	Yes
10		98-0028	Latchbolt Spring	1	Yes
11		68-4417	Guard Bracket Std	1	No
12		01-4512	Spirol Pin	2	Yes
13		01-0008	Groove Pin	2	No
14		68-1394	Guide Spring	1	Yes
15	N/A	68-1014	Cover ¹	1	Yes
16		68-3905	Cover Screw Pack ¹	1	Yes
Not Shown		68-2143	Screw Pack	1	Yes
		649	Strike Pack	1	Yes

1. Indicates finish required



The warranty on SARGENT® products becomes void if the product is modified in any way, regardless of whether the modification causes or contributes to any alleged defect. If a SARGENT product is modified it may no longer meet industry certification and quality control standards applicable to the original product and is no longer a genuine SARGENT product.

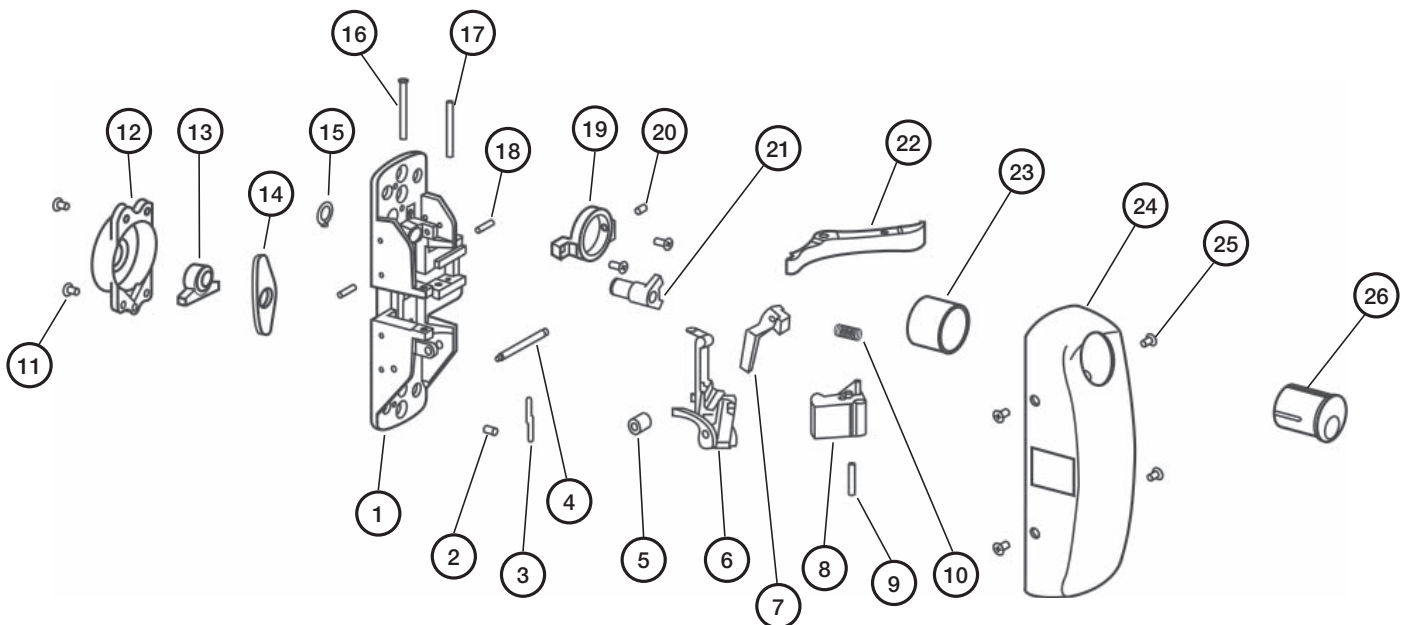
Copyright © 2017-2020, SARGENT Manufacturing Company. All rights reserved. Reproduction in whole or in part without the express written permission of SARGENT Manufacturing Company is prohibited.

Experience a safer
and more open world

Item	Part No.	Description	Qty.	Sellable
1	68-2400	Chassis Assembly (LHRB)	1	No
	68-2401	Chassis Assembly (RHRB)		
2	01-0008	Groove Pin	1	No
3	97-0050	Spring Knob Return	1	Yes
4	68-0271	Pivot Pin Knob Lever	1	Yes
5	68-0273	Bushing Knob Lever	1	Yes
6	68-4236	Knob Lever Assy (LHRB)	1	Yes
	68-4235	Knob Lever Assy (RHRB)	1	Yes
7	68-0237	Latchbolt Lever (LHRB) ²	1	Yes
	68-0238	Latchbolt Lever (RHRB) ²	1	Yes
8	98-2034	Latchbolt Assy	1	Yes
9	97-0040	Bushing Latchbolt	1	Yes
10	98-0028	Spring Latchbolt	1	Yes
11	01-3384	Screw 8-32 x 5/16	4	Yes
12	68-0367	Knob Hub Cover	1	Yes
13	97-0042	Knob Hub	1	Yes
14	97-0043	Knob Hub Retainer	1	Yes
15	01-0005	Retaining Ring	1	Yes
16	01-0013	Screw Latchbolt Pivot	1	Yes
17	01-4512	Pivot Pin Left Arm	1	Yes

Item	Part No.	Description	Qty.	Sellable
18	98-0011	Pivot Pin Latchbolt Lever	1	Yes
19	98-0020	Inside Cylinder Retainer	1	Yes
20	01-1095	Set Screw #8-32 x 1/4 Cup Point	1	Yes
21	98-0018	Outside Cylinder Hub	1	Yes
22	68-0241	Lift Arm	1	Yes
23	98-0021	Blocking Ring ¹	1	Yes
24	68-0408	Cover (LHRB) ¹	1	Yes
	68-0409	Cover (RHRB) ¹		
25	68-3908	Cover Screw Pack ¹	1	Yes
—	68-2143	Screw Pack	1	Yes
26	—	Cylinder ^{1,3}	1	Yes
—	649	Strike Pack	1	Yes

1. Specify finish
2. Order opposite hand from door
3. Specify #44 cylinder by keying requirements



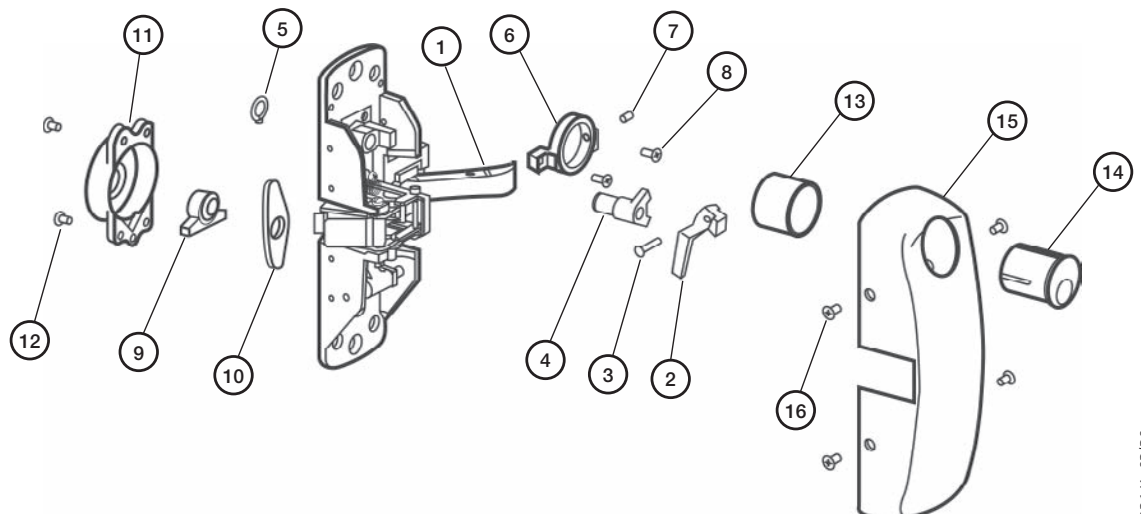
The warranty on SARGENT® products becomes void if the product is modified in any way, regardless of whether the modification causes or contributes to any alleged defect. If a SARGENT product is modified it may no longer meet industry certification and quality control standards applicable to the original product and is no longer a genuine SARGENT product.

Copyright © 2017-2020, SARGENT Manufacturing Company. All rights reserved. Reproduction in whole or in part without the express written permission of SARGENT Manufacturing Company is prohibited.

Function	Assembly No.	Description	Sellable
AL-/GL-8816	68-4075	LHRB	Yes
AL-/GL-8816	68-4076	RHRB	

Item	Assembly No.	Part No.	Description	Qty	Sellable
1	See chart above	—	Chassis Assembly	1	No
2		68-0237	Latchbolt Lever (LHRB) ²	1	Yes
		68-0238	Latchbolt Lever (RHRB) ²	1	Yes
3		98-0011	Latchbolt Lever Pivot Pin	1	Yes
4		98-0018	Outside Cylinder Hub	1	Yes
5		01-0005	Retaining Ring	1	Yes
6		98-0020	Inside Cylinder Retainer	1	Yes
7		01-1095	Cylinder Set Screw	1	Yes
8		01-1146	Machine Screw (8-32 x 5/16)	2	Yes
9		97-0042	Knob Hub	1	Yes
10		97-0043	Knob Hub Retainer	1	Yes
11		68-0367	Knob Hub Cover	1	Yes
12	N/A	01-3384	Machine Screw (8-32 x 3/8)	2	Yes
13		98-0021	Blocking Ring ¹	1	Yes
14		-	Cylinder ^{1,3}	1	Yes
15		68-1015	Cover (LHRB) ¹	1	Yes
		68-1016	Cover (RHRB) ¹	1	Yes
16		68-3908	Cover Screw Pack ¹	1	Yes
Not Shown		68-2143	Screw Pack	1	Yes
		649	Strike Pack	1	Yes

1. Specify finish
2. Order opposite hand from door
3. Specify #44 cylinder by keying requirements



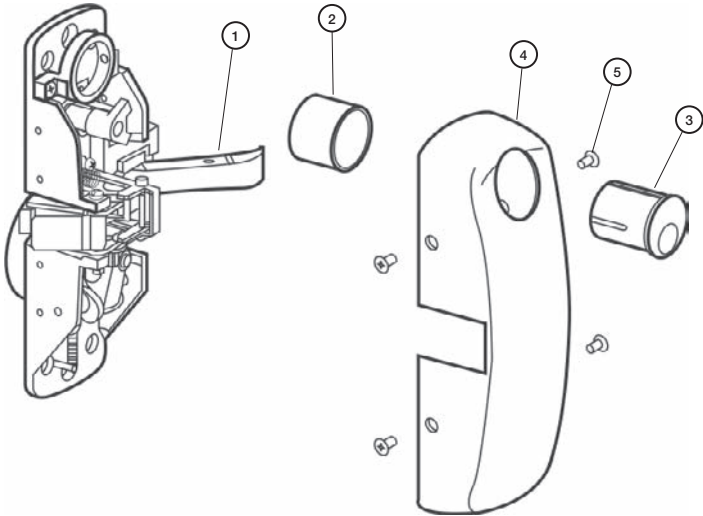
The warranty on SARGENT® products becomes void if the product is modified in any way, regardless of whether the modification causes or contributes to any alleged defect. If a SARGENT product is modified it may no longer meet industry certification and quality control standards applicable to the original product and is no longer a genuine SARGENT product.

Copyright © 2017-2020, SARGENT Manufacturing Company. All rights reserved. Reproduction in whole or in part without the express written permission of SARGENT Manufacturing Company is prohibited.

Function	Assembly No.	Description	Sellable
8816	68-4077	LHRB	Yes
	68-4078	RHRB	

Item	Assembly No.	Part No.	Description	Qty	Sellable
1	See chart above	—	Chassis Assembly (LHRB)	1	Yes
		—	Chassis Assembly (RHRB)	1	Yes
2	N/A	98-0021	Blocking Ring ¹	1	Yes
3		—	Cylinder ^{1,2}	1	Yes
4		68-1015	Cover (LHRB) ¹	1	Yes
		68-1016	Cover (RHRB) ¹	1	Yes
5		68-3908	Cover Screw Pack ¹	1	Yes
Not Shown		68-2165	Screw Pack	1	Yes
		649	Strike Pack	1	Yes

- 1. Specify finish
- 2. Specify #44 cylinder by keying requirements



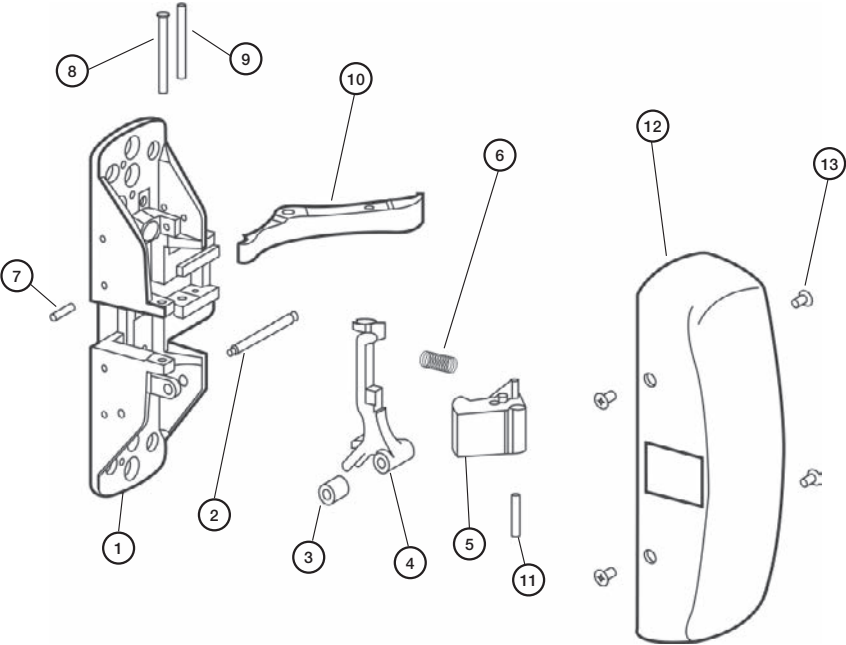
The warranty on SARGENT® products becomes void if the product is modified in any way, regardless of whether the modification causes or contributes to any alleged defect. If a SARGENT product is modified it may no longer meet industry certification and quality control standards applicable to the original product and is no longer a genuine SARGENT product.

Copyright © 2017-2020, SARGENT Manufacturing Company. All rights reserved. Reproduction in whole or in part without the express written permission of SARGENT Manufacturing Company is prohibited.

Function	Assembly No.	Description	Sellable
8828	68-2106	LHRB	Yes
	68-2107	RHRB	

Item	Assembly No.	Part No.	Description	Qty.	Sellable
1	See chart above	—	Chassis (LHRB)	1	No
		—	Chassis (RHRB)	1	No
2		68-0271	Pivot Pin Thumb Lever	1	Yes
3		68-0273	Bushing Thumb Lever	1	Yes
4		68-0260	Thumb Piece Lever (LHRB)	1	Yes
		68-0261	Thumb Piece Lever (RHRB)	1	Yes
5		98-2034	Latchbolt Assy	1	Yes
6		98-0028	Spring Latchbolt	1	Yes
7		01-0008	Groove Pin	1	No
8		01-0013	Screw Latchbolt Pivot	1	Yes
9		01-4512	Pivot Pin Lift Arm	1	Yes
10		68-0241	Lift Arm	1	Yes
11		97-0040	Bushing Latchbolt	1	Yes
12	N/A	68-0406	Cover ¹	1	Yes
13		68-3908	Cover Screw Pack ¹	1	Yes
Not Shown		68-2143	Screw Pack	1	Yes
		649	Strike Pack	1	Yes

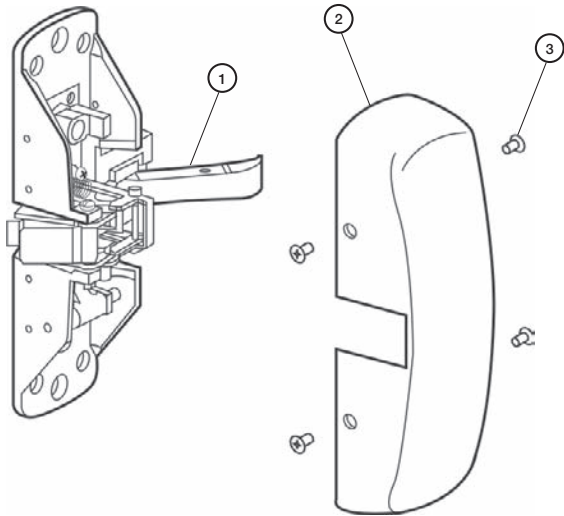
1. Specify finish



Function	Assembly No.	Description	Sellable
AL- GL-	68-4080	LHRB	Yes
	68-4081	RHRB	
12- GL-	68-4082	LHRB	
	68-4083	RHRB	

Item	Assembly No.	Part No.	Description	Qty	Sellable
1	See chart above	68-4080	Chassis Assembly STD LHRB	1	Yes
		68-4081	Chassis Assembly STD RHRB	1	Yes
		68-4082	Chassis Assembly 12- LHRB	1	Yes
		68-4083	Chassis Assembly 12- RHRB	1	Yes
2	N/A	68-1014	Cover ¹	1	Yes
3		68-3908	Cover Screw Pack ¹	1	Yes
Not Shown		68-2143	Screw Pack STD	1	Yes
		68-2165	Screw Pack 12	1	Yes
		649	Strike Pack	1	Yes

1. Specify finish



The warranty on SARGENT® products becomes void if the product is modified in any way, regardless of whether the modification causes or contributes to any alleged defect. If a SARGENT product is modified it may no longer meet industry certification and quality control standards applicable to the original product and is no longer a genuine SARGENT product.

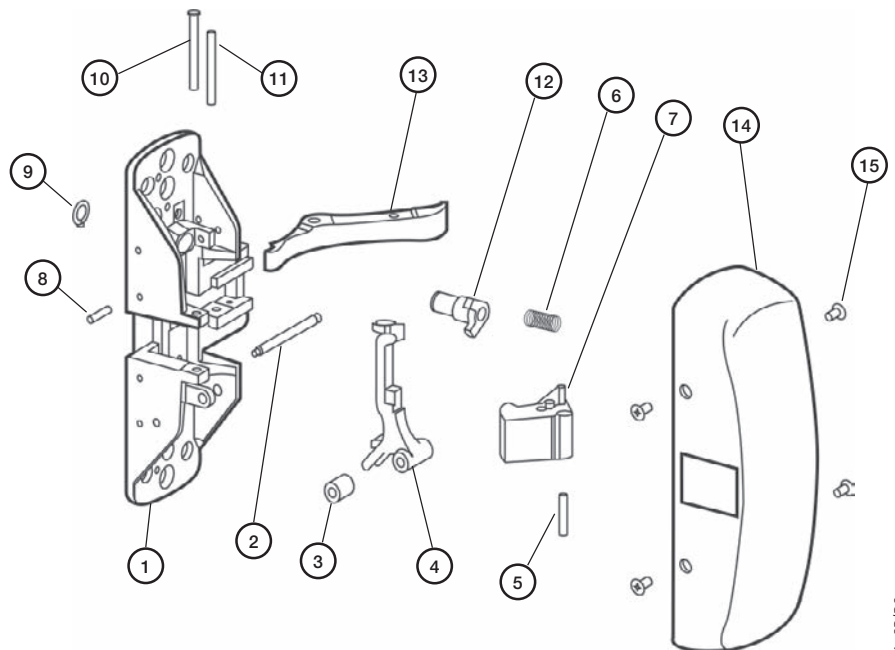
Copyright © 2017-2020, SARGENT Manufacturing Company. All rights reserved. Reproduction in whole or in part without the express written permission of SARGENT Manufacturing Company is prohibited.

Experience a safer
and more open world

Function	Assembly No.	Description	Sellable
8863	68-2109	LHRB	Yes
8863	68-2110	RHRB	Yes

Item	Assembly No.	Part No.	Description	Qty.	Sellable
1	See chart above	—	Chassis Assembly (LHRB)	1	No
2		—	Chassis Assembly (RHRB)	1	No
3		68-0271	Pivot Pin Thumb Lever	1	Yes
4		68-0273	Bushing Thumb Lever	1	Yes
5		68-0260	Thumb Piece Lever LHRB	1	Yes
6		68-0261	Thumb Piece Lever RHRB	1	No
7		97-0040	Bushing Latchbolt	1	Yes
8		98-0028	Spring Latchbolt	1	Yes
9		98-2034	Latchbolt Assy	1	Yes
10		01-0008	Groove Pin	1	No
11		01-0005	Retaining Ring	1	Yes
12		01-0013	Screw Latchbolt Pivot	1	Yes
13		01-4512	Pivot Pin Lift Arm	1	Yes
14	N/A	98-0018	Outside Cylinder Hub	1	Yes
15		68-0241	Lift Arm	1	Yes
Not Shown		68-0406	Cover ¹	1	No
		68-3908	Cover Screw Pack ¹	1	Yes
		68-2143	Screw Pack	1	Yes
		649	Strike Pack	1	Yes

1. Specify finish



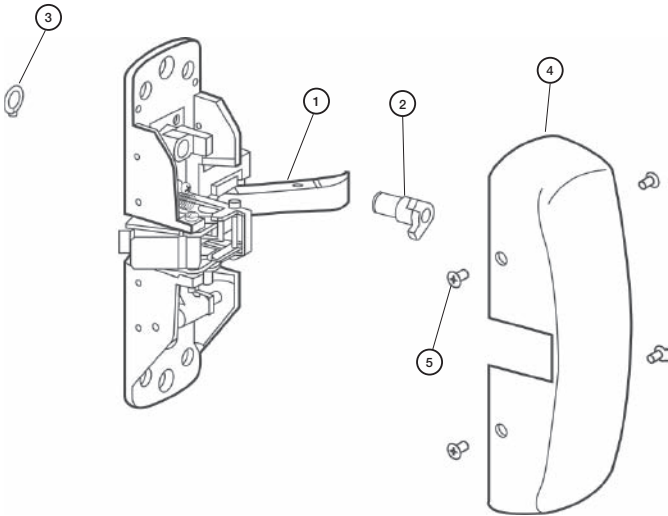
The warranty on SARGENT® products becomes void if the product is modified in any way, regardless of whether the modification causes or contributes to any alleged defect. If a SARGENT product is modified it may no longer meet industry certification and quality control standards applicable to the original product and is no longer a genuine SARGENT product.

Copyright © 2017-2020, SARGENT Manufacturing Company. All rights reserved. Reproduction in whole or in part without the express written permission of SARGENT Manufacturing Company is prohibited.

Function	Assembly No.	Description	Sellable
AL-/GL-8863	68-4097	LHRB	Yes
AL-/GL-8863	68-4098	RHRB	

Item	Assembly No.	Part No.	Description	Qty	Sellable
1	See chart above		Chassis	1	No
2		98-0018	Outside Cylinder Hub	1	Yes
3		01-0005	Retaining Ring	1	Yes
4	N/A	68-1014	Cover ¹	1	Yes
5		68-3908	Cover Screw Pack ¹	1	Yes
Not Shown		68-2143	Screw Pack	1	Yes
		649	Strike Pack	1	Yes

1. Specify finish



The warranty on SARGENT® products becomes void if the product is modified in any way, regardless of whether the modification causes or contributes to any alleged defect. If a SARGENT product is modified it may no longer meet industry certification and quality control standards applicable to the original product and is no longer a genuine SARGENT product.

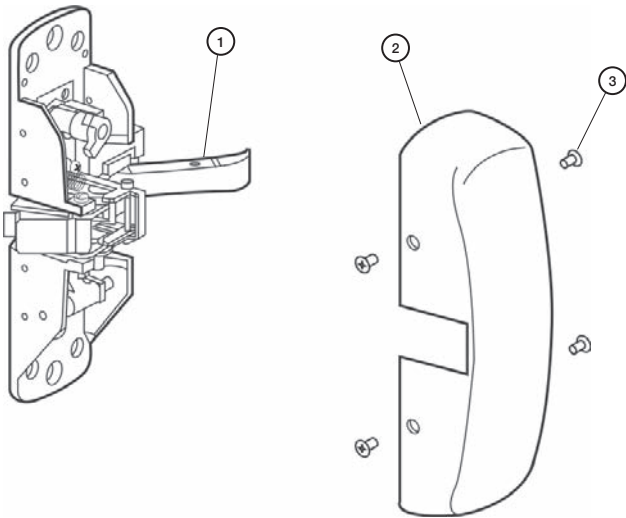
Copyright © 2017-2020, SARGENT Manufacturing Company. All rights reserved. Reproduction in whole or in part without the express written permission of SARGENT Manufacturing Company is prohibited.

Experience a safer
and more open world

Function	Assembly No.	Description	Sellable
AL-/GL-8863	68-4099	LHRB	Yes
AL-/GL-8863	68-4100	RHRB	

Item	Assembly No.	Part No.	Description	Qty	Sellable
1	See chart above	68-4099	Chassis Assembly (LHRB)	1	Yes
		68-4100	Chassis Assembly (RHRB)	1	Yes
2	N/A	68-1014	Cover ¹	1	Yes
3		68-3908	Cover Screw Pack ¹	1	Yes
Not Shown		68-2165	Screw Pack	1	Yes
		649	Strike Pack	1	Yes

1. Specify finish

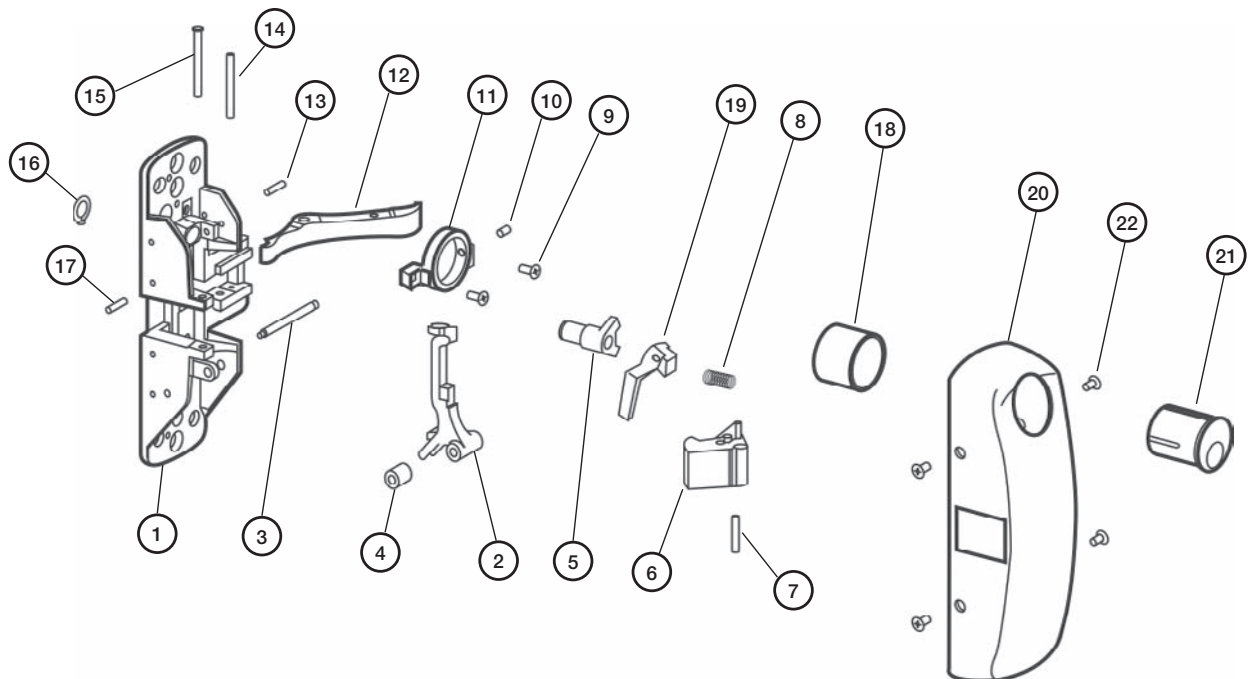


Item	Part No.	Description	Qty.	Sellable
1	-	Chassis Assembly	1	No
2	68-0260	Thumb Piece Lever LHRB	1	Yes
	68-0261	Thumb Piece Lever RHRB	1	Yes
3	68-0271	Pivot Pin	1	Yes
4	68-0273	Bushing	1	Yes
5	98-0018	Outside Cylinder Hub	1	Yes
6	98-2034	Latchbolt	1	Yes
7	97-0040	Bushing, Latchbolt	1	Yes
8	97-0028	Spring, Latchbolt	1	Yes
9	01-3384	Screw #8-32 x 5/16	2	Yes
10	01-1095	Set Screw	1	Yes
11	98-0020	Inside Cylinder Retainer	1	Yes
12	68-0241	Lift Arm	1	Yes
13	98-0011	Pivot Pin (Lift Lever)	1	Yes
14	01-4512	Pivot Pin (Lift Arm)	1	Yes
15	01-0013	Latchbolt Screw	1	Yes

Item	Part No.	Description	Qty.	Sellable
16	01-0005	Retaining Ring	1	Yes
17	01-0008	Groove Pin	1	No
18	98-0021	Blocking Ring ¹	1	Yes
19	68-0237	Lift Lever LHRB	1	Yes
	68-0238	Lift Lever RHRB	1	Yes
20	68-0408	Cover ¹	1	Yes
	68-0409	Cover ¹	1	Yes
21	-	Inside Cylinder ^{1,2}	1	Yes
22	68-3908	Cover Screw Pack ¹	1	Yes
Not Shown	68-2143	Screw Pack	1	Yes
	649	Strike Pack ¹	1	Yes

1. Specify finish

2. Specify #44 cylinder by keying requirements



The warranty on SARGENT® products becomes void if the product is modified in any way, regardless of whether the modification causes or contributes to any alleged defect. If a SARGENT product is modified it may no longer meet industry certification and quality control standards applicable to the original product and is no longer a genuine SARGENT product.

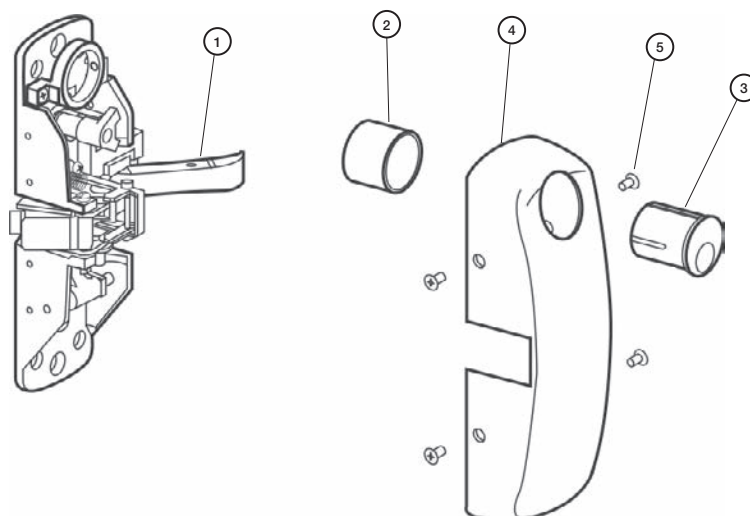
Copyright © 2017-2020, SARGENT Manufacturing Company. All rights reserved. Reproduction in whole or in part without the express written permission of SARGENT Manufacturing Company is prohibited.

Function	Assembly No.	Description	Sellable
AL-/GL/12-8866	68-4104	LHRB	Yes
AL-/GL/12-8866	68-4105	RHRB	

Item	Assembly No.	Part No.	Description	Qty.	Sellable
1	See chart above	—	Chassis Assembly (LHRB)	1	Yes
		—	Chassis Assembly (RHRB)	1	Yes
2	N/A	98-0021	Blocking Ring ¹	1	Yes
3		68-4411	Cylinder ^{1,2}	1	Yes
4		68-1015	Cover (LHRB) ¹	1	Yes
		68-1016	Cover (RHRB) ¹	1	Yes
5		68-3908	Cover Screw Pack ¹	1	Yes
Not Shown		68-2165	Screw Pack	1	Yes
		649	Strike Pack	1	Yes

1. Specify finish

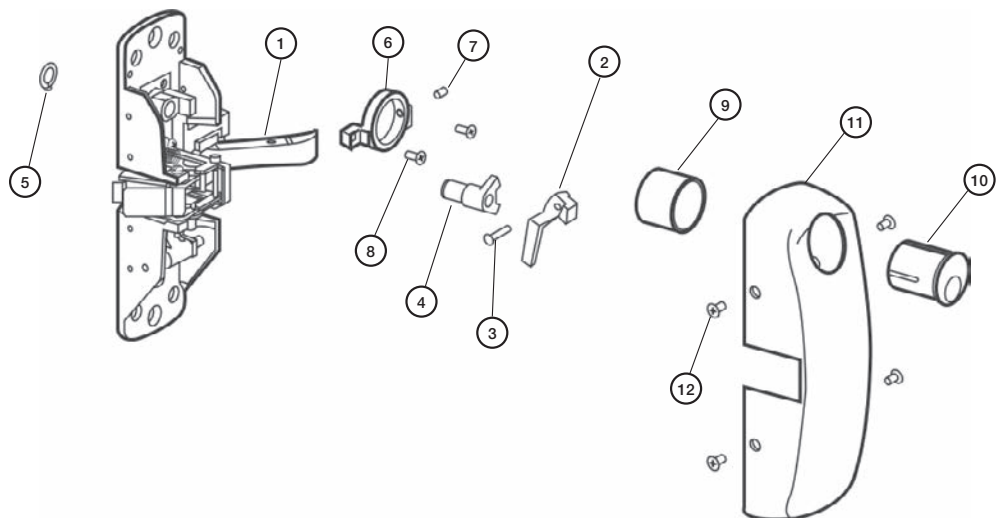
2. Specify #44 cylinder by keying requirements



Function	Assembly No.	Description	Sellable
AL-/GL-8866	68-4102	LHRB	Yes
AL-/GL-8866	68-4103	RHRB	

Item	Assembly No.	Part No.	Description	Qty	Sellable	
1	See chart above	-	Chassis Assembly	1	No	
2		68-0237	Latchbolt Lever (LHRB) ²	1	Yes	
		68-0238	Latchbolt Lever (RHRB) ²	1	Yes	
3		98-0011	Latchbolt Lever Pivot Pin	1	Yes	
4		98-0018	Outside Cylinder Hub	1	Yes	
5		01-0005	Retaining Ring	1	Yes	
6		98-0020	Inside Cylinder Retainer	1	Yes	
7		01-1095	Cylinder Set Screw	1	Yes	
8		01-1146	Machine Screw (8-32 x 5/16)	2	Yes	
9	N/A	98-0021	Blocking Ring *	1	Yes	
10		-	Cylinder ^{1,3}	1	Yes	
11		68-1015	Cover (LHRB) ¹	1	Yes	
		68-1016	Cover (RHRB) ¹	1	Yes	
12		68-3908	Cover Screw Pack ¹	1	Yes	
Not Shown		68-2143	Screw Pack	1	Yes	
		649	Strike Pack	1	Yes	

1. Specify finish
2. Order opposite hand from door
3. Specify #44 cylinder by keying requirements



The warranty on SARGENT® products becomes void if the product is modified in any way, regardless of whether the modification causes or contributes to any alleged defect. If a SARGENT product is modified it may no longer meet industry certification and quality control standards applicable to the original product and is no longer a genuine SARGENT product.

Copyright © 2017-2020, SARGENT Manufacturing Company. All rights reserved. Reproduction in whole or in part without the express written permission of SARGENT Manufacturing Company is prohibited.

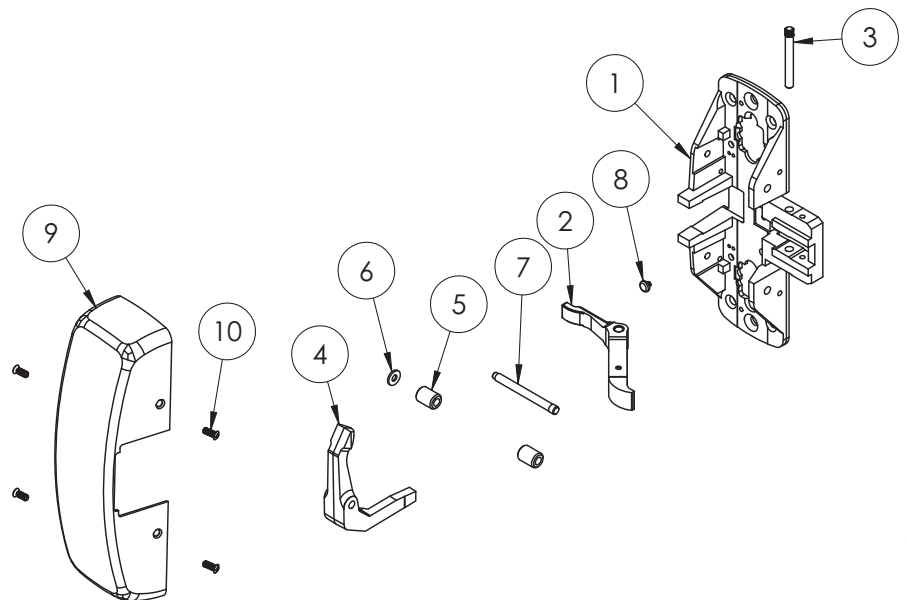
(12-)8904 (12-)8910 (12-)8913
 (12-)8915 (12-)8928 (12-)8943
 (12-)8944 (12-)8963 (12-)8970
 (12-)8971 (12-)8975 (12-)8976

SARGENT®
ASSA ABLOY

Function	Assembly No.	Description	Sellable
(12-) (All Functions Except 16 & 66)	68-2172	LHRB	Yes
	68-2173	RHRB	Yes

Item	Assembly No.	Part No.	Description	Qty	Sellable
1	See chart above	68-0339	Chassis	1	No
2		68-1137	Lift Arm	1	Yes
3		68-0239	Pivot Pin	1	Yes
4		68-0337	Left Hand Lift Lever	1	Yes
		68-0338	Right Hand Lift Lever	1	Yes
5		68-0273	Bushing	2	Yes
6		01-9370	Washer	1	Yes
7		68-0271	Pivot Pin (63 Function)	1	Yes
8		68-1294	Stop Pin	1	No
9	N/A	68-0407	Cover ¹	1	Yes
10		68-3905	Cover Screw Pack ¹	1	Yes
Not Shown		68-2172 (LHRB)	900 Series Mortise Assembly ^{1,2,3}	1	Yes
		68-2173 (RHRB)		1	Yes
		68-2143	Screw Pack Standard	1	Yes
		68-2165	Screw Pack (12-)	1	Yes
		C908	Strike Pack LHRB 1 3/4" (C908) ^{1,3}	1	Yes
		C908	Strike Pack RHRB 1 3/4" (C908) ^{1,3}	1	Yes

1. Specify finish
2. Specify function
3. Specify hand



The warranty on SARGENT® products becomes void if the product is modified in any way, regardless of whether the modification causes or contributes to any alleged defect. If a SARGENT product is modified it may no longer meet industry certification and quality control standards applicable to the original product and is no longer a genuine SARGENT product.

Copyright © 2017-2020, SARGENT Manufacturing Company. All rights reserved. Reproduction in whole or in part without the express written permission of SARGENT Manufacturing Company is prohibited.

Experience a safer
and more open world

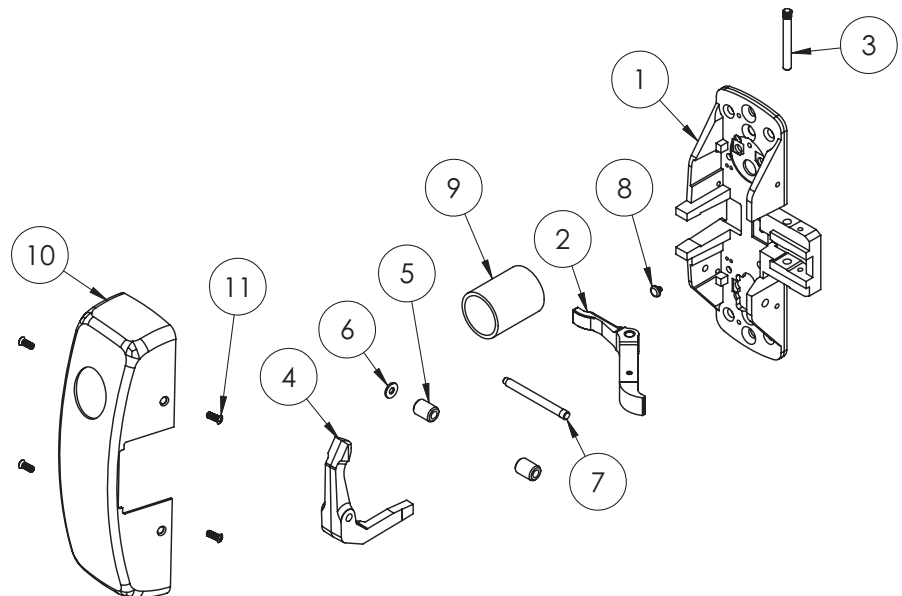
(12-) 8916
(12-) 8966

SARGENT®
ASSA ABLOY

Function	Assembly No.	Description	Sellable
(12-)	68-2213	LHRB	Yes
	68-2214	RHRB	Yes

Item	Part No.	Description	Qty	Sellable
1	68-0341	Chassis RHRB	1	No
	68-0342	Chassis LHRB	1	No
2	68-1137	Lift Arm	1	Yes
3	68-0239	Pivot Pin	1	Yes
4	68-0337	Left Hand Lift Lever	1	Yes
	68-0338	Right Hand Lift Lever	1	Yes
5	68-0273	Bushing	2	Yes
6	01-9370	Washer	1	Yes
7	68-0271	Pivot Pin (63 Function)	1	Yes
8	68-1294	Stop Pin	1	No
9	99-0007	Cylinder Blocking Ring ¹	1	Yes
Not Shown	13-0085	Locking Tail	1	Yes
	13-0080	Cylinder Barrel Retainer	1	Yes
	—	Cylinder Assembly ²	1	Yes
	13-0074	Connecting Screw	2	Yes
10	68-0410	Cover LHRB ¹	1	Yes
	68-0411	Cover RHRB ¹	1	Yes
11	68-3905	Cover Screw Pack ¹	1	Yes
Not Shown	916	Mortise Assy 16 Funtion ^{1,3}	1	Yes
	966	Mortise Assy 66 Function ^{1,3}	1	Yes
	68-2143	Screw Pack Standard	1	Yes
	68-2165	Screw Pack (12-)	1	Yes
	C908	Strike Pack LHRB (C908) ³	1	Yes
	C908	Strike Pack RHRB (C908) ³	1	Yes

1. Specify finish
2. Specify function
3. Specify hand



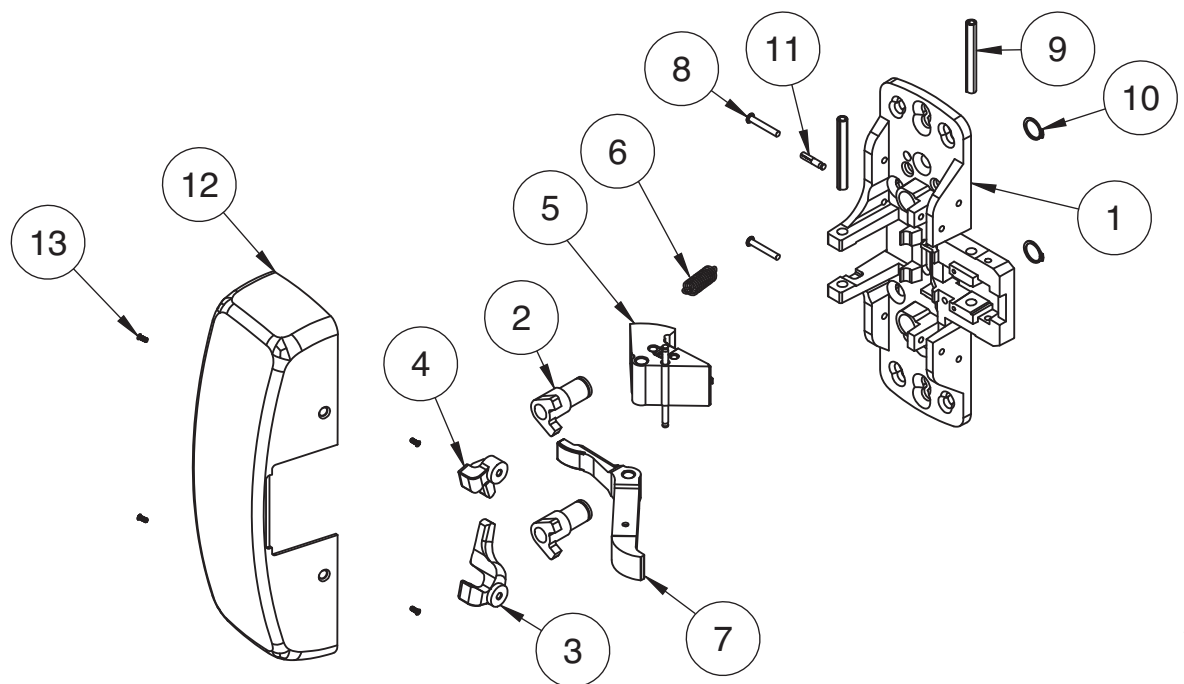
The warranty on SARGENT® products becomes void if the product is modified in any way, regardless of whether the modification causes or contributes to any alleged defect. If a SARGENT product is modified it may no longer meet industry certification and quality control standards applicable to the original product and is no longer a genuine SARGENT product.

Copyright © 2017-2020, SARGENT Manufacturing Company. All rights reserved. Reproduction in whole or in part without the express written permission of SARGENT Manufacturing Company is prohibited.

5CH- 88: 04, 06, 10, 13, 15, 40, 43, 44, 46, 73, 74, 75, 76, 88
 12- 5CH- 88: 04, 06, 10, 13, 15, 40, 43, 44, 46, 73, 74, 75, 76, 88

Function	Assembly No.	Description	Sellable
5CH- All Functions	68-7484	LHRB/RHRB	Yes
12- 5CH- All Functions	68-7485	LHRB/RHRB	Yes

Item	Assy. No.	Part No.	Description	Qty	Sellable
1	See chart above	68-1378	Chassis Blank (12-/5CH)	1	No
		68-1389	Chassis blank (5CH)	1	Yes
2		98-0018	Outside Cylinder Hub	2	Yes
3		68-1367	Lift Lever (RH)	1	Yes
4		68-1366	Lift Lever (LH)	1	Yes
5		68-4414	Fire Rated Latchbolt (68-4263) (12-/5CH)	1	Yes
6		68-4413	Standard Latchbolt (5CH-)	1	Yes
7		68-1831	Latchbolt spring (5CH-)	1	Yes
8		68-1137	Lift arm	1	Yes
9		98-0011	Latchbolt Lever Pivot Pin	2	Yes
10	N/A	01-4512	Spirol Pin	2	Yes
11		01-0005	Retaining Ring, Truac 5100-43	2	Yes
12		01-0008	Groove Pin	1	No
13		68-0406	Cover 1	1	Yes
Not shown		68-3905	Cover Screw Pack (#8-32 X 5/6") 1	1	Yes
		68-2143	Screw Pack	1	Yes



The warranty on SARGENT® products becomes void if the product is modified in any way, regardless of whether the modification causes or contributes to any alleged defect. If a SARGENT product is modified it may no longer meet industry certification and quality control standards applicable to the original product and is no longer a genuine SARGENT product.

Copyright © 2017-2020, SARGENT Manufacturing Company. All rights reserved. Reproduction in whole or in part without the express written permission of SARGENT Manufacturing Company is prohibited.

900 Series Mortise Locks 904, 910, 940, 944

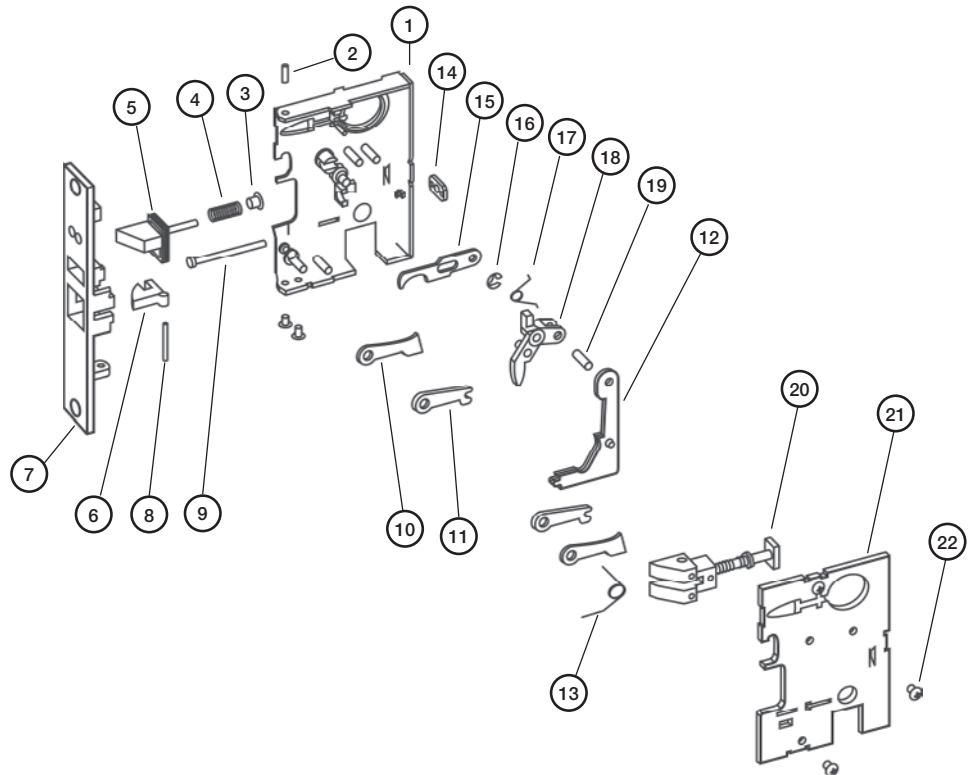
SARGENT
ASSA ABLOY

Item	Part No.	Description	Qty.	Sellable
1	99-2351	Case Assy	1	No
2	01-0273	Roll Pin	1	Yes
3	99-0072	Guard Bolt Eyelet	1	Yes
4	99-0057	Guard Bolt Spring	1	Yes
5	99-0279	Guard Bolt Assy LHRB	1	Yes
	99-0280	Guard Bolt Assy RHRB	1	
6	99-0075	Anti-Friction Latchbolt	1	Yes
7	99-0216	Front RHRB ¹	1	No
	99-0217	Front LHRB ¹	1	No
8	99-0098	Pivot Pin Anti-Friction Latchbolt	1	Yes
9	99-0078	Cylinder Set Screw	1	Yes
10	99-0076	Slide Spacer	2	Yes
11	99-0058	Slide Guide	2	Yes
12	99-2059	Lever Slide Assembly	1	Yes

Item	Part No.	Description	Qty.	Sellable
13	99-0061	Spring Thumbpiece Lever	1	No
14	99-0236	Cylinder Screw Support	1	Yes
15	99-0060	Guard Bolt Lever	1	Yes
16	01-0098	Retaining Ring	1	Yes
17	99-0063	Spring Guard Bolt Lver	1	Yes
18	99-2389	Latchbolt Lever Assembly	1	Yes
19	99-0212	Pivot Pin Lever Slide	1	Yes
20	99-2247	Latchbolt Assembly	1	Yes
21	99-2361	Cap Assembly	1	No
22	01-1142	Case Screw #8-32 x 1/4	5	No

1. Specify finish

Note: Items 5 and 15 to be sold as a set only.



The warranty on SARGENT® products becomes void if the product is modified in any way, regardless of whether the modification causes or contributes to any alleged defect. If a SARGENT product is modified it may no longer meet industry certification and quality control standards applicable to the original product and is no longer a genuine SARGENT product.

Copyright © 2017-2020, SARGENT Manufacturing Company. All rights reserved. Reproduction in whole or in part without the express written permission of SARGENT Manufacturing Company is prohibited.

Experience a safer
and more open world

900 Series Mortise Locks 913

SARGENT
ASSA ABLOY

Item	Part No.	Description	Qty.	Sellable
1	99-2351	Case Assy	1	No
2	01-0273	Roll Pin	1	Yes
3	99-0072	Guard Bolt Eyelet	1	Yes
4	99-0057	Guard Bolt Spring	1	Yes
5	99-0279	Guard Bolt Assy LHRB	1	Yes
	99-0280	Guard Bolt Assy RHRB	1	Yes
6	99-0075	Anti-Friction Latchbolt	1	Yes
7	99-0216	Front RHRB ¹	1	No
	99-0217	Front LHRB ¹	1	No
8	99-0098	Pivot Pin Anti-Friction Latchbolt	1	Yes
9	99-2247	Latchbolt Assembly	1	Yes
10	01-1142	Case Screw #8-32 x 1/4	5	Yes
11	99-0076	Slide Spacer	2	Yes
12	99-0208	Locking Lever	1	Yes
13	01-0074	Retaining Ring	1	Yes
14	77-1165	Spring Stop Works	2	Yes
15	99-0060	Guard Bolt Lever	1	Yes
16	77-1040	Button Tail Stop Works	1	No
17	01-0098	Retaining Ring	1	Yes
18	99-0058	Slide Guide	2	Yes
19	99-0063	Spring Guard Bolt Lever	1	Yes
20	99-2385	Latchbolt Lever Assembly	1	Yes
21	99-2059	Lever Slide Assembly	1	Yes
22	99-0212	Pivot Pin Lever Slide	1	Yes
23	99-0206	Knob Hub	1	Yes
24	99-0061	Spring Thumbpiece Lever	1	Yes
25	99-0236	Cylinder Screw Support	1	Yes
26	99-0078	Cylinder Set Screw	1	Yes
27	99-2361	Cap Assembly	1	No

1. Specify finish

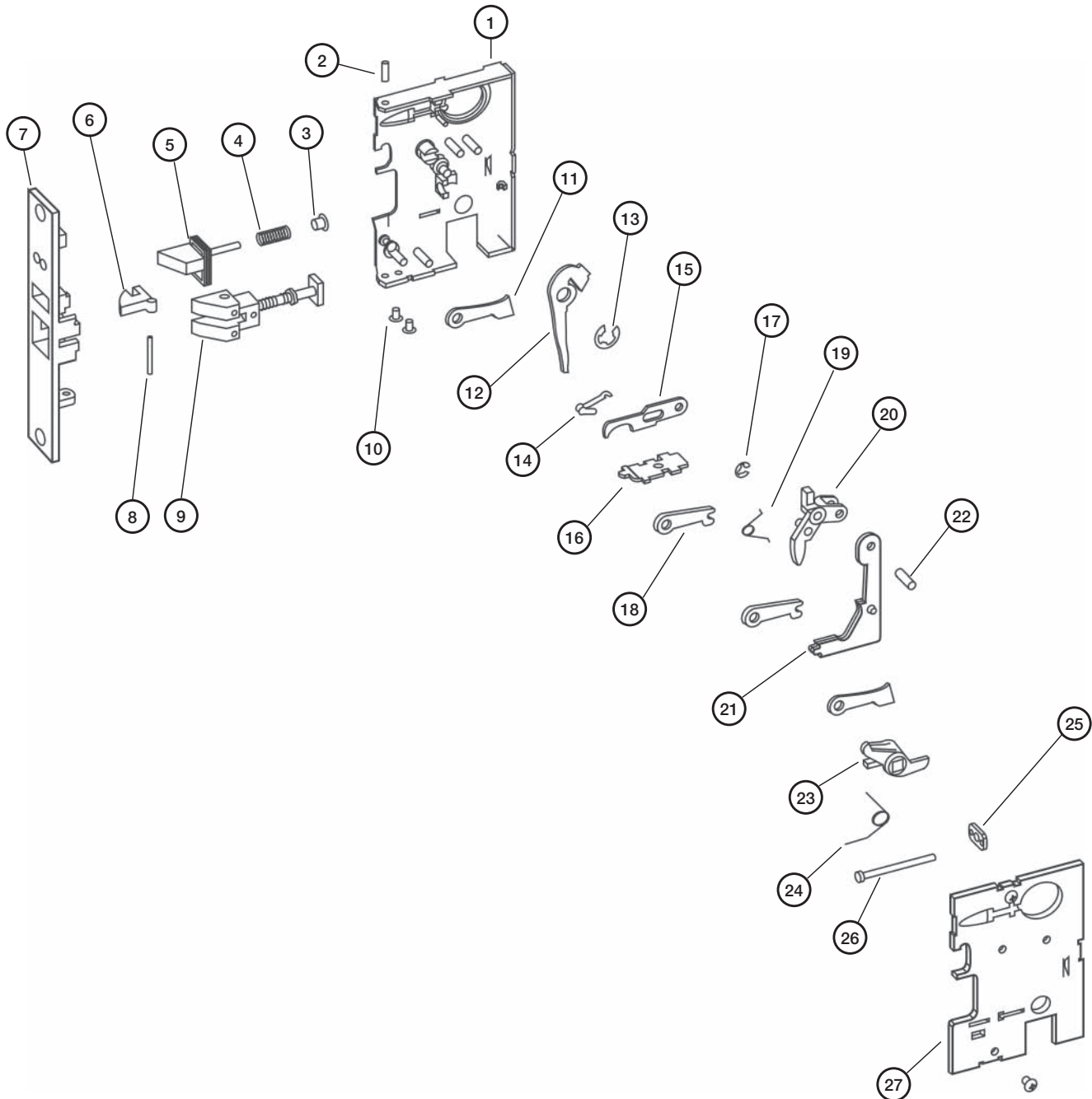
Notes:

- Items 5 and 15 to be sold as a set only.
- For 8313 x ET or 8913 x ET, use 915 Mortise Assembly.

Experience a safer
and more open world

The warranty on SARGENT® products becomes void if the product is modified in any way, regardless of whether the modification causes or contributes to any alleged defect. If a SARGENT product is modified it may no longer meet industry certification and quality control standards applicable to the original product and is no longer a genuine SARGENT product.

Copyright © 2017-2020, SARGENT Manufacturing Company. All rights reserved. Reproduction in whole or in part without the express written permission of SARGENT Manufacturing Company is prohibited.



Note: Items 5 and 15 to be sold as a set only.

900 Series Mortise Locks
915, 975, 976, 943



Item	Part No.	Description	Qty.	Sellable
1	99-2351	Case Assy	1	No
2	01-0273	Roll Pin	1	Yes
3	99-0072	Guard Bolt Eyelet	1	Yes
4	99-0057	Guard Bolt Spring	1	Yes
5	99-0279	Guard Bolt Assy LHRB	1	Yes
	99-0280	Guard Bolt Assy RHRB	1	Yes
6	99-0075	Anti-Friction Latchbolt	1	Yes
7	99-0216	Front RHRB ¹	1	No
	99-0217	Front LHRB ¹	1	No
8	99-0098	Pivot Pin Anti-Friction Latchbolt	1	Yes
9	99-2247	Latchbolt Assembly	1	Yes
10	01-1142	Case Screw #8-32 x 1/4	5	Yes
11	99-0076	Slide Spacer	2	Yes
15	99-0060	Guard Bolt Lever	1	Yes
17	01-0098	Retaining Ring	1	Yes
18	99-0058	Slide Guide	2	Yes
19	99-0063	Spring Guard Bolt Lever	1	Yes
20	99-2385	Latchbolt Lever Assembly	1	Yes
21	99-2059	Lever Slide Assembly	1	Yes
22	99-0212	Pivot Pin Lever Slide	1	Yes
23	99-0206	Knob Hub	1	Yes
24	99-0061	Spring Thumbpiece Lever	1	Yes
25	99-0236	Cylinder Screw Support	1	Yes
26	99-0078	Cylinder Set Screw	1	Yes
27	99-2361	Cap Assembly	1	No
-	68-2597	Bridge Rectifier Pack ²	1	Yes

1. Specify finish

2. Use with 975 and 976 only

Note: Items 5 and 15 to be sold as a set only.

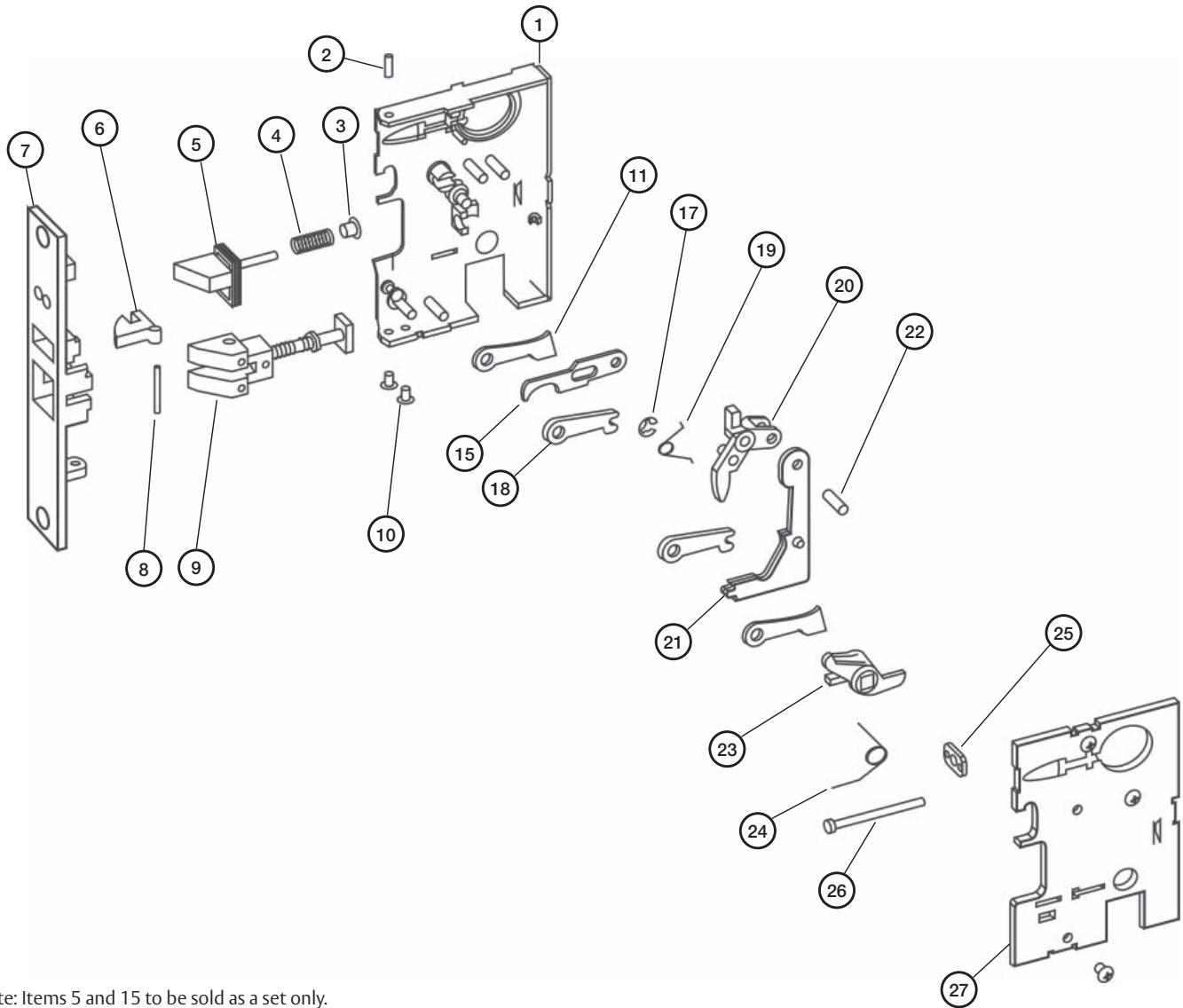
Experience a safer
and more open world

The warranty on SARGENT® products becomes void if the product is modified in any way, regardless of whether the modification causes or contributes to any alleged defect. If a SARGENT product is modified it may no longer meet industry certification and quality control standards applicable to the original product and is no longer a genuine SARGENT product.

Copyright © 2017-2020, SARGENT Manufacturing Company. All rights reserved. Reproduction in whole or in part without the express written permission of SARGENT Manufacturing Company is prohibited.

900 Series Mortise Locks
915, 975, 976, 943

SARGENT
ASSA ABLOY

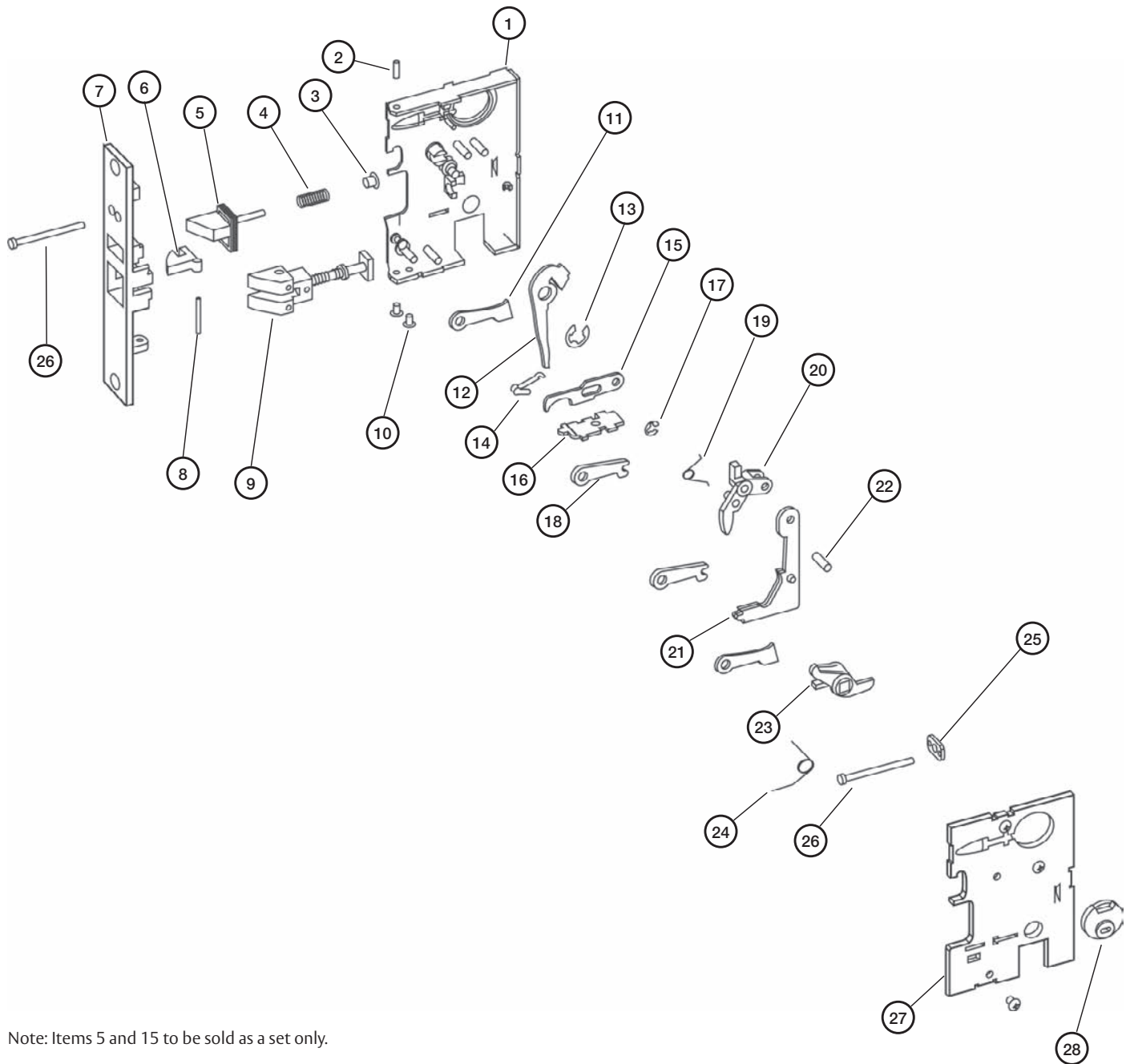


Note: Items 5 and 15 to be sold as a set only.

Item	Part No.	Description	Qty.	Sellable
1	99-2352	Case Assy LHRB	1	No
	99-2351	Case Assy RHRB		
2	01-0273	Roll Pin	1	Yes
3	99-0072	Guard Bolt Eyelet	1	Yes
4	99-0057	Guard Bolt Spring	1	Yes
5	99-0279	Guard Bolt Assy LHRB	1	Yes
	99-0280	Guard Bolt Assy RHRB	1	Yes
6	99-0075	Anti-Friction Latchbolt	1	Yes
7	99-0226	Front LHRB ¹	1	No
	99-0227	Front RHRB ¹	1	No
8	99-0098	Pivot Pin Anti-Friction Latchbolt	1	Yes
9	99-2247	Latchbolt Assembly	1	Yes
10	01-1142	Case Screw #8-32 x 1/4	5	Yes
11	99-0076	Slide Spacer	2	Yes
12	99-0208	Locking Lever	1	Yes
13	01-0074	Retaining Ring	1	Yes
14	77-1165	Spring Stop Works	2	Yes
15	99-0060	Guard Bolt Lever	1	Yes
16	77-1040	Button Tail Stop Works	1	No
17	01-0098	Retaining Ring	1	Yes
18	99-0058	Slide Guide	2	Yes
19	99-0063	Spring Guard Bolt Lever	1	Yes
20	99-2387	Latchbolt Lever Assembly LHRB	1	Yes
	99-2388	Latchbolt Lever Assembly RHRB	1	Yes
21	99-2059	Lever Slide Assembly	1	Yes
22	99-0212	Pivot Pin Lever Slide	1	Yes
23	99-0206	Knob Hub	1	Yes
24	99-0061	Spring Thumbpiece Lever	1	Yes
25	99-0236	Cylinder Screw Support	1	Yes
26	99-0078	Cylinder Set Screw	2	Yes
27	99-2361	Cap Assembly LHRB	1	No
	99-2362	Cap Assembly RHRB	1	No
28	13-2162	Cylinder Attachment	1	Yes

1. Specify finish

Note: Items 5 and 15 to be sold as a set only.



Note: Items 5 and 15 to be sold as a set only.

900 Series Mortise Locks 928

SARGENT
ASSA ABLOY

Item	Part No.	Description	Qty.	Sellable
1	99-2351	Case Assy	1	No
2	01-0273	Roll Pin	1	Yes
3	99-0072	Guard Bolt Eyelet	1	Yes
4	99-0057	Guard Bolt Spring	1	Yes
5	99-0279	Guard Bolt Assy LHRB	1	Yes
	99-0280	Guard Bolt Assy RHRB	1	Yes
6	99-0075	Anti-Friction Latchbolt	1	Yes
7	99-0216	Front RHRB ¹	1	No
	99-0217	Front LHRB ¹	1	No
8	99-0098	Pivot Pin Anti-Friction Latchbolt	1	Yes
9	99-2247	Latchbolt Assembly	1	Yes
10	01-1142	Case Screw #8-32 x 1/4	5	Yes
11	99-0088	Thumb Piece Lever	2	Yes
15	99-0060	Guard Bolt Lever	1	Yes
17	01-0098	Retaining Ring	1	Yes
18	99-0058	Slide Guide	2	Yes
19	99-0063	Spring Guard Bolt Lever	1	Yes
20	99-2385	Latchbolt Lever Assembly	1	Yes
21	99-2050	Lever Slide Assembly	1	Yes
22	99-0212	Pivot Pin Lever Slide	1	Yes
24	99-0061	Spring Thumbpiece Lever	1	Yes
25	99-0236	Cylinder Screw Support	1	Yes
26	99-0078	Cylinder Set Screw	1	Yes
27	99-2361	Cap Assembly	1	No

1. Specify finish

Note: Items 5 and 15 to be sold as a set only.

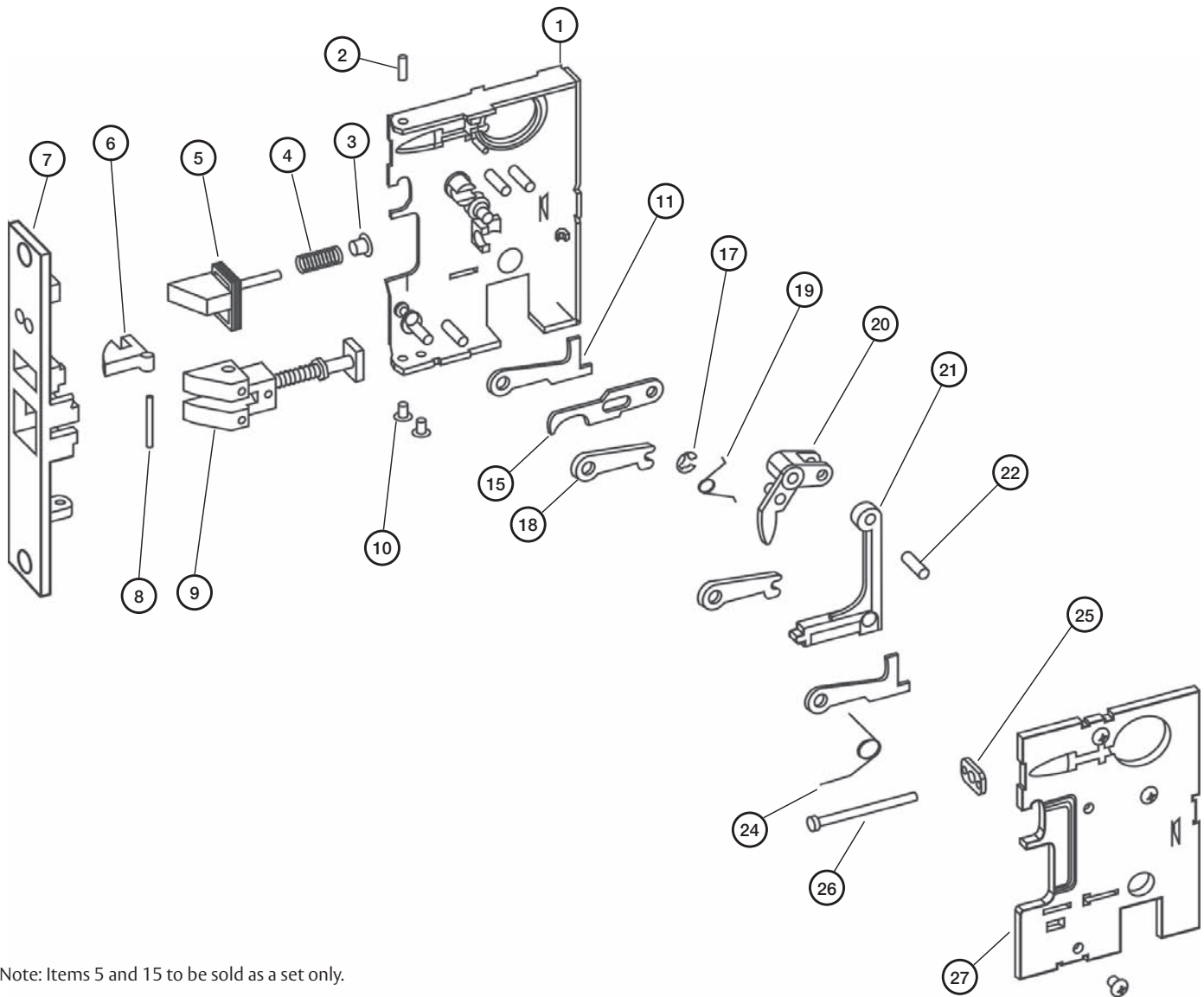
Experience a safer
and more open world

The warranty on SARGENT® products becomes void if the product is modified in any way, regardless of whether the modification causes or contributes to any alleged defect. If a SARGENT product is modified it may no longer meet industry certification and quality control standards applicable to the original product and is no longer a genuine SARGENT product.

Copyright © 2017-2020, SARGENT Manufacturing Company. All rights reserved. Reproduction in whole or in part without the express written permission of SARGENT Manufacturing Company is prohibited.

A8231-K 02/20

77



Note: Items 5 and 15 to be sold as a set only.

900 Series Mortise Locks 963

SARGENT®
ASSA ABLOY

Item	Part No.	Description	Qty.	Sellable
1	99-2351	Case Assy RHRB	1	No
	99-2352	Case Assy LHRB	1	No
2	01-0273	Roll Pin	1	Yes
3	99-0072	Guard Bolt Eyelet	1	Yes
4	99-0057	Guard Bolt Spring	1	Yes
5	99-0279	Guard Bolt Assy LHRB	1	Yes
	99-0280	Guard Bolt Assy RHRB	1	Yes
6	99-0075	Anti-Friction Latchbolt	1	Yes
7	99-0216	Front RHRB ¹	1	No
	99-0217	Front LHRB ¹	1	No
8	99-0098	Pivot Pin Anti-Friction Latchbolt	1	Yes
9	99-2247	Latchbolt Assembly	1	Yes
10	01-1142	Case Screw #8-32 x 1/4	5	Yes
11	99-0088	Thumb Piece Lever	2	Yes
12	99-0208	Locking Lever	1	Yes
13	01-0074	Retaining Ring	1	Yes
14	77-1165	Spring Stop Works	2	Yes
15	99-0060	Guard Bolt Lever	1	Yes
16	77-1040	Button Tail Stop Works	1	No
17	01-0098	Retaining Ring	1	Yes
18	99-0058	Slide Guide	2	Yes
19	99-0063	Spring Guard Bolt Lever	1	Yes
20	99-2385	Latchbolt Lever Assembly	1	Yes
21	99-2050	Lever Slide Assembly	1	Yes
22	99-0212	Pivot Pin Lever Slide	1	Yes
24	99-0061	Spring Thumbpiece Lever	1	Yes
25	99-0236	Cylinder Screw Support	1	Yes
26	99-0078	Cylinder Set Screw	1	Yes
27	99-2361	Cap Assembly	1	No

1. Specify finish

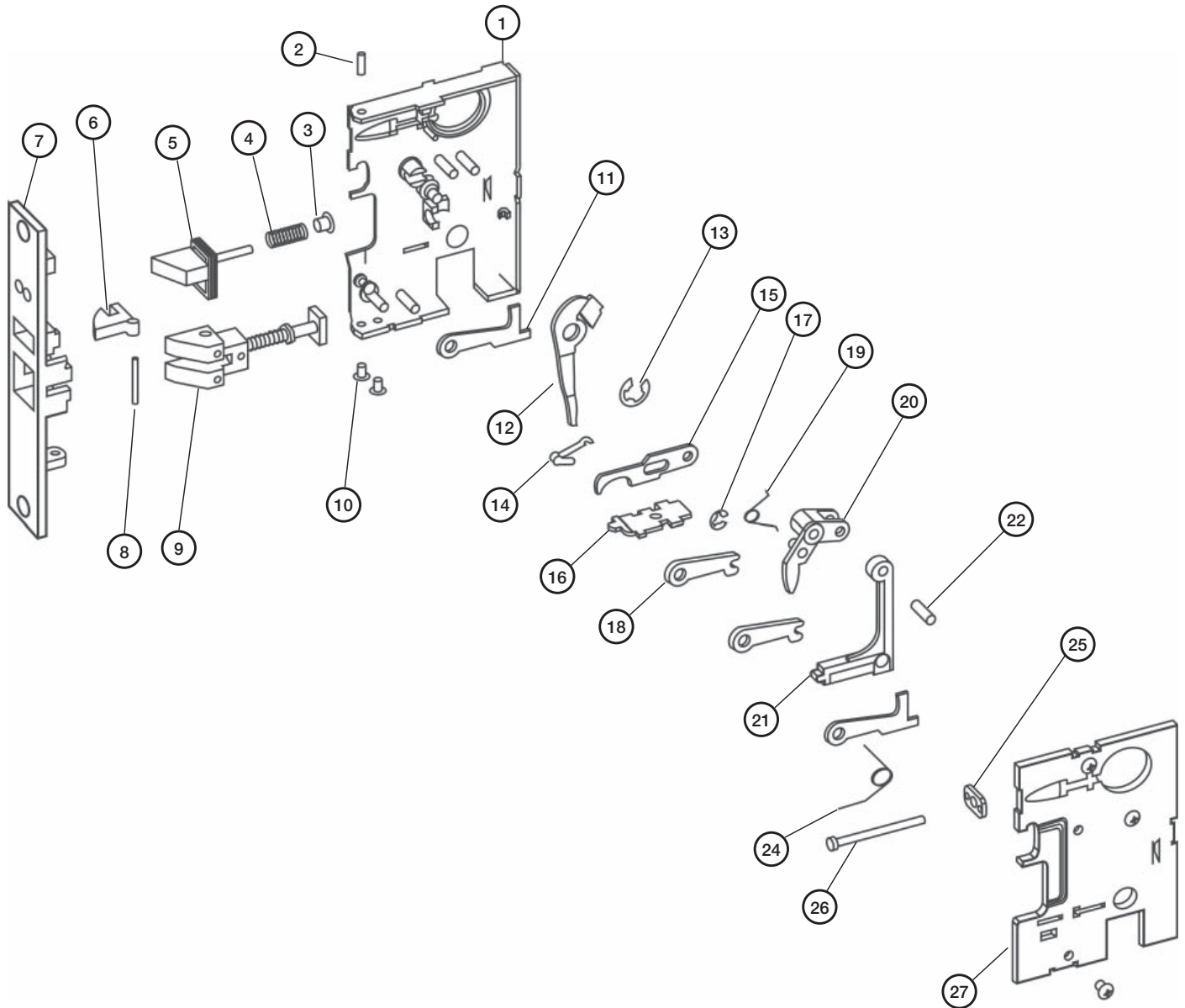
Note: Items 5 and 15 to be sold as a set only.

Experience a safer
and more open world

The warranty on SARGENT® products becomes void if the product is modified in any way, regardless of whether the modification causes or contributes to any alleged defect. If a SARGENT product is modified it may no longer meet industry certification and quality control standards applicable to the original product and is no longer a genuine SARGENT product.

Copyright © 2017-2020, SARGENT Manufacturing Company. All rights reserved. Reproduction in whole or in part without the express written permission of SARGENT Manufacturing Company is prohibited.

A8231-K 02/20



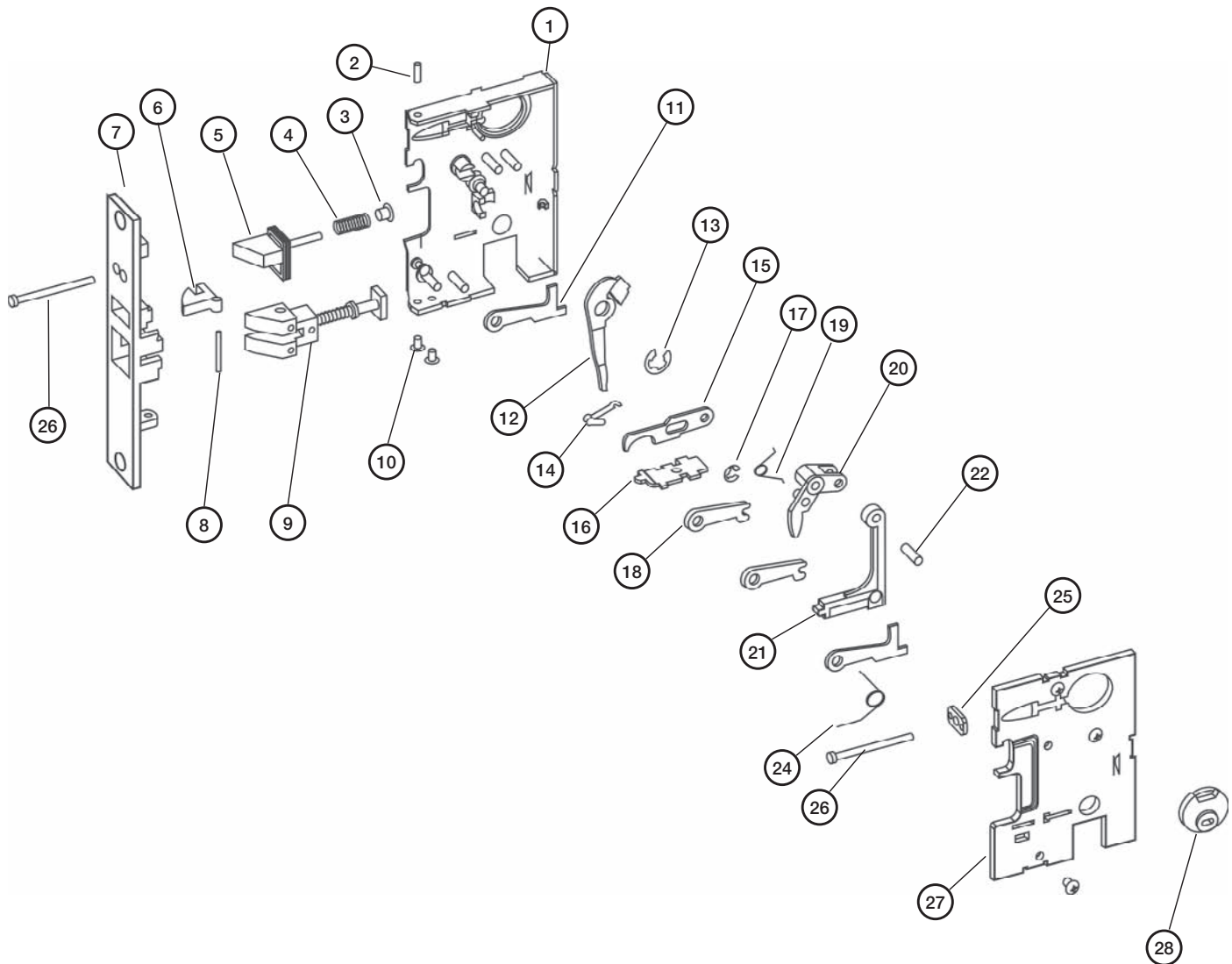
Note: Items 5 and 15 to be sold as a set only.

900 Series Mortise Locks
966

Item	Part No.	Description	Qty.	Sellable
1	99-2352	Case Assy LHRB	1	No
	99-2351	Case Assy RHRB	1	No
2	01-0273	Roll Pin	1	Yes
3	99-0072	Guard Bolt Eyelet	1	Yes
4	99-0057	Guard Bolt Spring	1	Yes
5	99-0279	Guard Bolt Assy LHRB	1	Yes
	99-0280	Guard Bolt Assy RHRB	1	Yes
6	99-0075	Anti-Friction Latchbolt	1	Yes
7	99-0216	Front RHRB ¹	1	No
	99-0217	Front LHRB ¹	1	No
8	99-0098	Pivot Pin Anti-Friction Latchbolt	1	Yes
9	99-2247	Latchbolt Assembly	1	Yes
10	01-1142	Case Screw #8-32 x 1/4	5	Yes
11	99-0088	Thumb Piece Lever	2	Yes
12	99-0208	Locking Lever	1	Yes
13	01-0074	Retaining Ring	1	Yes
14	77-1165	Spring Stop Works	2	Yes
15	99-0060	Guard Bolt Lever	1	Yes
16	77-1040	Button Tail Stop Works	1	No
17	01-0098	Retaining Ring	1	Yes
18	99-0058	Slide Guide	2	Yes
19	99-0063	Spring Guard Bolt Lever	1	Yes
20	99-2387	Latchbolt Lever Assembly LHRB	1	Yes
	99-2388	Latchbolt Lever Assembly RHRB	1	Yes
21	99-2050	Lever Slide Assembly	1	Yes
22	99-0212	Pivot Pin Lever Slide	1	Yes
24	99-0061	Spring Thumbpiece Lever	1	Yes
25	99-0236	Cylinder Screw Support	1	Yes
26	99-0078	Cylinder Set Screw	1	Yes
27	99-2361	Cap Assembly LHRB	1	No
	99-2362	Cap Assembly RHRB	1	No
28	13-2162	Cylinder Attachment	1	Yes

1. Specify finish

Note: Items 5 and 15 to be sold as a set only.



Note: Items 5 and 15 to be sold as a set only.

80 Series Rail Assemblies

12-

12- 5CH-

SARGENT

ASSA ABLOY

Assembly No.	Description	Option	Sellable
68-2702	Wide Stile E Rail Assembly*	(12-) Fire Rated	Yes
68-2703	Wide Stile F Rail Assembly*		Yes
68-2704	Wide Stile G Rail Assembly*		Yes
68-2705	Wide Stile J Rail Assembly*		Yes
68-2724	Narrow Stile E Rail Assembly*		Yes
68-2725	Narrow Stile F Rail Assembly*		Yes
68-2726	Narrow Stile G Rail Assembly*		Yes
68-2727	Narrow Stile J Rail Assembly*		Yes

Assembly No.	Description	Option	Sellable
68-7524	Wide Stile E Rail Assembly*	(12-)(5CH-) Fire Rated	Yes
68-7525	Wide Stile F Rail Assembly*		Yes
68-7527	Wide Stile G Rail Assembly*		Yes
68-7526	Wide Stile J Rail Assembly*		Yes
68-8021	Narrow Stile E Rail Assembly*		Yes
68-8117	Narrow Stile F Rail Assembly*		Yes
68-8309	Narrow Stile G Rail Assembly*		Yes
68-8213	Narrow Stile J Rail Assembly*		Yes

Item	Assy No.	Part No.	Description	Qty	Sellable
1	See Chart Above	68-0550	Mounting Rail Insert Wide(E)*	1	Yes
		68-0549	Mounting Rail Insert Wide(F)*		Yes
		68-0554	Mounting Rail Insert Wide(J)*		Yes
		68-0551	Mounting Rail Insert Wide(G)*		Yes
		68-1375	Mounting Rail Insert Narrow(E, F)*		Yes
		68-0553	Mounting Rail Insert Narrow(J)*		Yes
		68-0552	Mounting Rail Insert Narrow(G)*		Yes
2		68-0950	Mounting Rail Wide(E)*	1	Yes
		68-0952	Mounting Rail Wide(F)*		Yes
		68-0948	Mounting Rail Wide(J)*		Yes
		68-0949	Mounting Rail Wide(G)*		Yes
		68-0958	Mounting Rail Narrow(E)*		Yes
		68-0955	Mounting Rail Narrow(F)*		Yes
		68-0956	Mounting Rail Narrow(J)*		Yes
		68-0957	Mounting Rail Narrow(G)*		Yes
3		01-1236	#6-32x 3/8" PH FL U'Cut	4	Yes
4		68-0943	Bracket	2	Yes
5		68-0945	Pivot Pin	2	Yes
6		01-0098	Retainer Ring	2	Yes
7		68-0229	Pivot Pin, Push Rail*	2	Yes
8		68-0236	Spring, Rail Arm	2	Yes
		68-1832	Spring, Rail Arm (5CH-)	2	Yes
9		68-3609	Connecting Arm Assembly	2	Yes
10		68-0615	Push Rail (E)*	1	Yes
		68-0618	Push Rail (F)*		Yes
		68-0616	Push Rail (J)*		Yes
		68-0617	Push Rail (G)*		Yes
11		809	TouchPad Assembly	1	Yes
12		01-4537	Standard Hole Plug	1	Yes

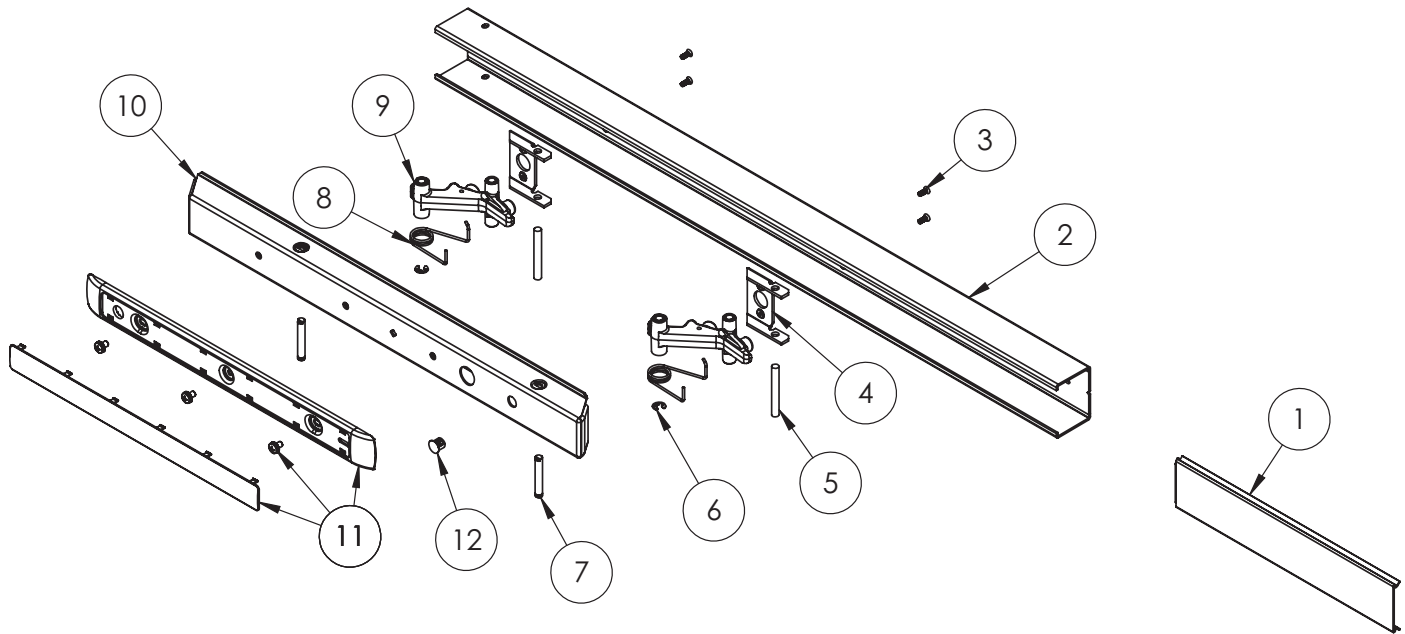
*Specify Finish

Experience a safer
and more open world

The warranty on SARGENT® products becomes void if the product is modified in any way, regardless of whether the modification causes or contributes to any alleged defect. If a SARGENT product is modified it may no longer meet industry certification and quality control standards applicable to the original product and is no longer a genuine SARGENT product.

Copyright © 2017-2020, SARGENT Manufacturing Company. All rights reserved. Reproduction in whole or in part without the express written permission of SARGENT Manufacturing Company is prohibited.

A8231-K 02/20



Assembly 68-2703 Shown Above

80 Series Rail Assemblies
12-56-
56-
12- 56- 5CH-
56- 5CH-

SARGENT®
ASSA ABLOY

Assembly No.	Description	Option	Sellable
68-5542	Wide Stile E Rail Assembly*	(12-56-) (56-)	Yes
68-3212	Wide Stile F Rail Assembly*		Yes
68-3211	Wide Stile G Rail Assembly*		Yes
68-3213	Wide Stile J Rail Assembly*		Yes
68-5578	Narrow Stile E Rail Assembly*		Yes
68-3217	Narrow Stile F Rail Assembly*		Yes
68-3216	Narrow Stile G Rail Assembly*		Yes
68-3218	Narrow Stile J Rail Assembly*		Yes

Assembly No.	Description	Option	Sellable
68-8326	Wide Stile F Rail Assembly*	(12-56-)(5CH) (56-)(5CH)	Yes
68-8325	Wide Stile G Rail Assembly*		Yes
68-8327	Wide Stile J Rail Assembly*		Yes
68-8329	Narrow Stile F Rail Assembly*		Yes
68-8328	Narrow Stile G Rail Assembly*		Yes
68-8330	Narrow Stile J Rail Assembly*		Yes

Item	Assy No.	Part No.	Description	Qty	Sellable
1	See Chart Above	68-0550	Mounting Rail Insert Wide(E)*	1	Yes
		68-0549	Mounting Rail Insert Wide(F)*		Yes
		68-0554	Mounting Rail Insert Wide(J)*		Yes
		68-0551	Mounting Rail Insert Wide(G)*		Yes
		68-1375	Mounting Rail Insert Narrow(E, F)*		Yes
		68-0553	Mounting Rail Insert Narrow(I)*		Yes
		68-0552	Mounting Rail Insert Narrow(G)*		Yes
2		68-0950	Mounting Rail Wide(E)*	1	Yes
		68-0952	Mounting Rail Wide(F)*		Yes
		68-0948	Mounting Rail Wide(J)*		Yes
		68-0949	Mounting Rail Wide(G)*		Yes
		68-0958	Mounting Rail Narrow(E)*		Yes
		68-0955	Mounting Rail Narrow(F)*		Yes
		68-0956	Mounting Rail Narrow(I)*		Yes
3		68-0957	Mounting Rail Narrow(G)*	1	Yes
		M56AE	Rail Motor Kit, E		Yes
		(Std) M56AF	Rail Motor Kit, F ¹		Yes
		(5CH) M56AF			Yes
		(Std) M56AJ	Rail Motor Kit, J ¹		Yes
		(5CH) M56AJ			Yes
		(Std) M56AG	Rail Motor Kit, G ¹		Yes
(5CH) M56AG		Yes			
4		68-0229	Pivot Pin, Push Rail*	2	Yes
5		68-0236	Spring, Rail Arm	2	Yes
6		01-0098	Retaining Ring	2	Yes
7		809	TouchPad Assembly	1	Yes
8		68-0615	Standard Push Rail, E*	1	Yes
		68-0618	Standard Push Rail, F*		Yes
		68-0616	Standard Push Rail, J*		Yes
		68-0617	Standard Push Rail, G*		Yes
9		68-3609	Connecting Arm Assembly	1	Yes
10		52-1261	56- Input Harness Assembly	2	Yes
11		01-1236	#6-32x3/8" PH FL U'CUT	4	Yes
12		68-0945	Pivot Pin	1	Yes
13		68-0943	Bracket	1	Yes

All Related HK- Assemblies Listed Below

Option Code	E Wide	F Wide	J Wide	G Wide	E Narrow	F Narrow	J Narrow	G Narrow	Sellable
19-56-HK-*	68-5515	68-5516	68-5517	68-5518	68-5602	68-5603	68-5604	68-5605	Yes
53-56-HK-*	68-5554*	68-5555*	68-5556*	68-5557*	68-5594*	68-5595*	68-5596*	68-5597*	Yes
53-55-56-HK-*	68-5558*	68-5559	68-5560	68-5561*	68-5598*	68-5599*	68-5600*	68-5601*	Yes
19-53-56-HK-*	68-5519*	68-5520*	68-5521*	68-5522*	68-5610*	68-5611*	68-5612*	68-5613*	Yes
19-53-55-56-HK-*	68-5538*	68-5539*	68-5540*	68-5541*	68-5614*	68-5615*	68-5616*	68-5617*	Yes
5CH-19-56-HK-*	N/A	68-8358	68-8359	68-8360	N/A	68-8361	68-8359	68-8363	Yes
5CH-53-56-HK-*	N/A	68-8475	68-8476	68-8477	N/A	68-8481	68-8476	68-8483	Yes
5CH-53-55-56-HK-*	N/A	68-8475	68-8476	68-8477	N/A	68-8481	68-8476	68-8483	Yes
5CH-19-53-56-HK-*	N/A	68-8514	68-8515	68-8516	N/A	68-8517	68-8515	68-8519	Yes
5CH-19-53-55-56-HK-*	N/A	68-8514	68-8515	68-8516	N/A	68-8517	68-8515	68-8519	Yes
5CH-56-HK*	N/A	68-8337	68-8332	68-8339	N/A	68-8331	68-8332	68-8333	Yes
5CH-55-56-19-HK*	N/A	68-8409	68-8404	68-8411	N/A	68-8403	68-8404	68-8405	Yes
5CH-55-56-HK*	N/A	68-8391	68-8386	68-8393	N/A	68-8385	68-8386	68-8387	Yes

Parts 3-13 Available as Assembly No. 52-3541 for E, 52-3542 for F, 52-3543 for J, 52-3544 for G

*Specify Finish

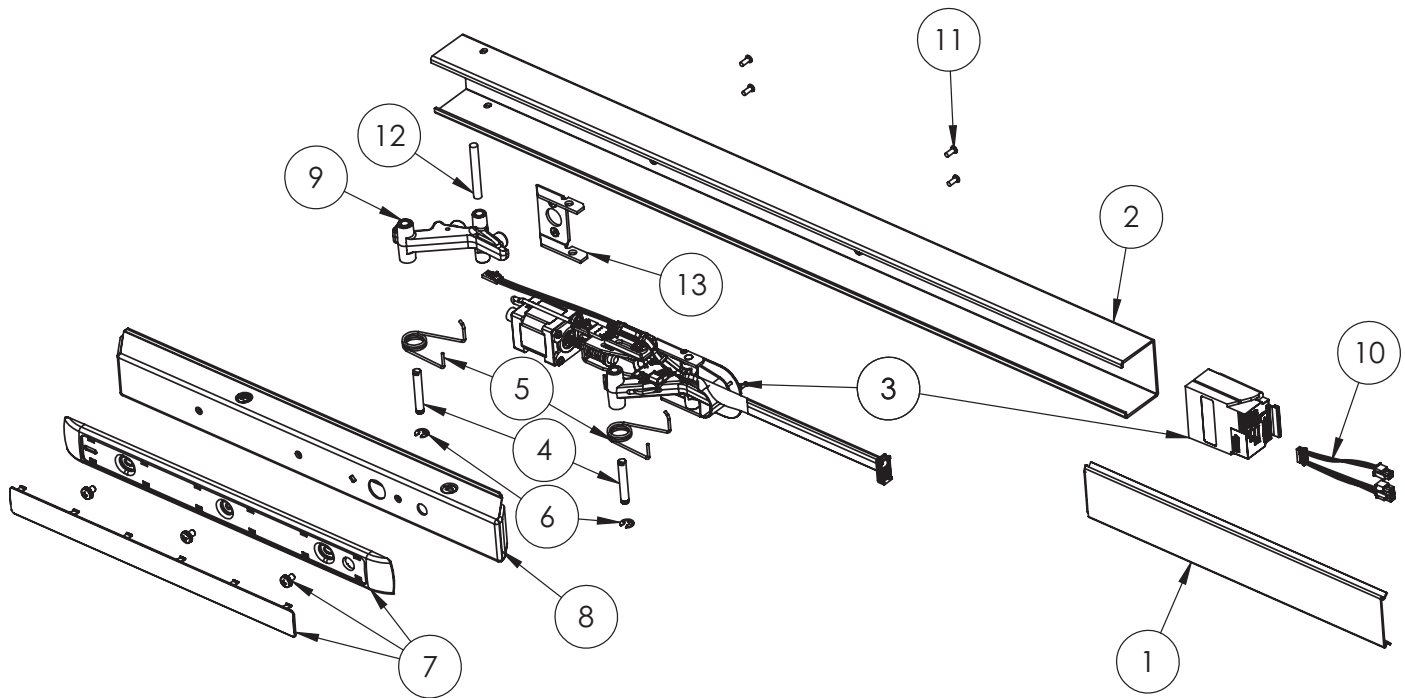
1. Specify Standard or 5CH prefix before order

The warranty on SARGENT® products becomes void if the product is modified in any way, regardless of whether the modification causes or contributes to any alleged defect. If a SARGENT product is modified it may no longer meet industry certification and quality control standards applicable to the original product and is no longer a genuine SARGENT product.

Copyright © 2017-2020, SARGENT Manufacturing Company. All rights reserved. Reproduction in whole or in part without the express written permission of SARGENT Manufacturing Company is prohibited.

Experience a safer
and more open world

85



Assembly 68-5578 Shown Above

80 Series Rail Assemblies

12-59-

59-

SARGENT®

ASSA ABLOY

Assembly No.	Description	Option	Sellable
68-6098	Wide Stile E Rail Assembly*	(59-)	Yes
68-3780	Wide Stile F Rail Assembly*		Yes
68-3781	Wide Stile G Rail Assembly*		Yes
68-3782	Wide Stile J Rail Assembly*		Yes
68-6100	Narrow Stile E Rail Assembly*		Yes
68-3788	Narrow Stile F Rail Assembly*		Yes
68-3789	Narrow Stile G Rail Assembly*		Yes
68-3790	Narrow Stile J Rail Assembly*		Yes
68-6099	Wide Stile E Rail Assembly*	(12-59-)	Yes
68-3784	Wide Stile F Rail Assembly*		Yes
68-3785	Wide Stile J Rail Assembly*		Yes
68-3786	Wide Stile G Rail Assembly*		Yes
68-6101	Narrow Stile E Rail Assembly*		Yes
68-3792	Narrow Stile F Rail Assembly*		Yes
68-3793	Narrow Stile G Rail Assembly*		Yes
68-3794	Narrow Stile J Rail Assembly*		Yes

Item	Assy No.	Part No.	Description	Qty	Sellable
1	See Chart Above	809	TouchPad Assembly	1	Yes
2		68-1027	Push Rail, E*	1	No
		68-1030	Push Rail, F*		Yes
		68-1028	Push Rail, G*		Yes
		68-1029	Push Rail, J*		Yes
3		68-0582	Lockdown Cam ¹	1	Yes
4		01-4537	Standard Hole Plug	1	Yes
5		01-0098	Retaining Ring	2	Yes
6		68-0229	Pivot Pin, Push Rail*	2	Yes
7		68-1049	Rubber Cushion	1	No
8		68-1039	Support Plate	1	No
9		52-1701	59- Wire Guide	1	Yes
10		68-0236	Spring, Rail Arm	2	Yes
11		68-0945	Pivot Pin	2	Yes
12		01-0711	Flanged Nyliner	8	Yes
13		52-4765	59- Connecting Arm	1	No
14		68-0943	Bracket	1	Yes
15		52-0935	Wire Barrier	1	Yes
16		52-4733	59- Harness Sub-Plate Assembly	1	No
		52-4734	59- Harness Sub-Plate Assembly		No
17		01-0610	Wave Spring Washer ¹	1	Yes
18	68-0583	Lockdown Button ₁	1	Yes	
19	01-4466	Machine Screw SEMS ¹	1	No	
20	01-1236	#6-32X3/8" PH FL U'Cut 6**		Yes	
21	68-6127	Connecting Arm	1	Yes	

Item	Assy No.	Part No.	Description	Qty	Sellable
22	See Chart Above	68-1045	Mounting Rail, E Narrow*	1	Yes
		68-1042	Mounting Rail, F Narrow*		Yes
		68-1043	Mounting Rail, J Narrow*		Yes
		68-1044	Mounting Rail, G Narrow*		Yes
		68-0950	Mounting Rail, E Wide*		Yes
		68-1058	Mounting Rail, F Wide*		Yes
		68-1059	Mounting Rail, J Wide*		Yes
		68-1060	Mounting Rail, G Wide*		Yes
23	See Chart Above	68-6090	Insert Assembly, E Wide	1	No
		68-6091	Insert Assembly, F Wide		No
		68-6092	Insert Assembly, J Wide		No
		68-6093	Insert Assembly, G Wide		No
		68-6097	Insert Assembly, E Narrow		No
		68-6094	Insert Assembly, F Narrow		No
		68-6095	Insert Assembly, J Narrow		No
		68-6096	Insert Assembly, G Narrow		No
24	See Chart Above	52-1292	Harness Assembly	1	Yes
		52-1293	Harness Assembly		Yes

*Specify Finish

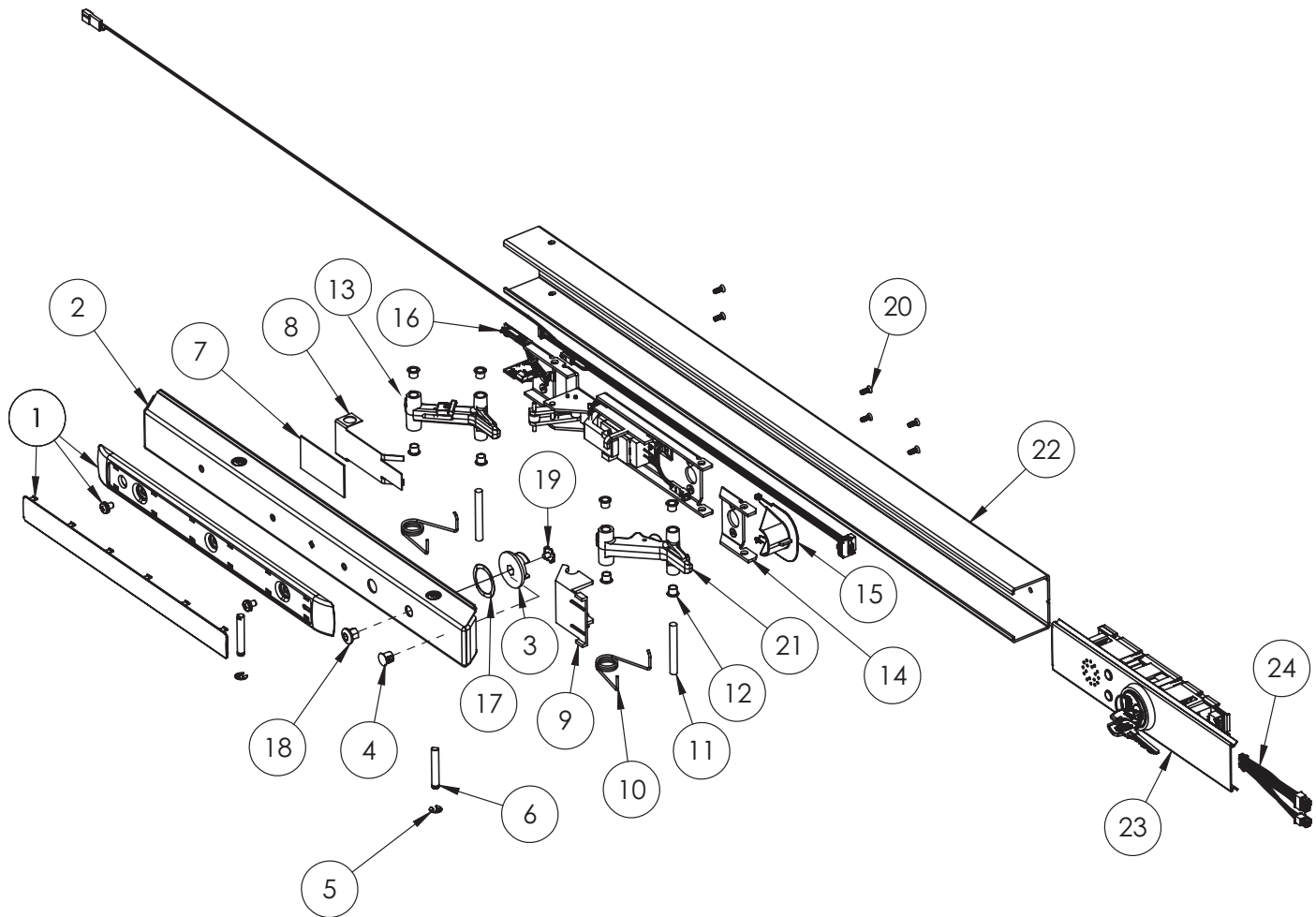
**Qty is 6 in Sizes F J G, 4 in Size E

1. Do not use on any 12- Rail Assembly

The warranty on SARGENT® products becomes void if the product is modified in any way, regardless of whether the modification causes or contributes to any alleged defect. If a SARGENT product is modified it may no longer meet industry certification and quality control standards applicable to the original product and is no longer a genuine SARGENT product.

Copyright © 2017-2020, SARGENT Manufacturing Company. All rights reserved. Reproduction in whole or in part without the express written permission of SARGENT Manufacturing Company is prohibited.

Experience a safer
and more open world



Assembly 68-3780 Shown Above

80 Series Rail Assemblies Standard-Non-Fire Rated

Assembly No.	Description	Option	Sellable
68-2694	Wide Stile E Rail Assembly*	Standard Rails	Yes
68-2695	Wide Stile F Rail Assembly*		Yes
68-2696	Wide Stile G Rail Assembly*		Yes
68-2697	Wide Stile J Rail Assembly*		Yes
68-2716	Narrow Stile E Rail Assembly*		Yes
68-2717	Narrow Stile F Rail Assembly*		Yes
68-2718	Narrow Stile G Rail Assembly*		Yes
68-2719	Narrow Stile J Rail Assembly*		Yes
68-7520	Wide Stile E Rail Assembly*	Standard Rails (5CH-)	Yes
68-7521	Wide Stile F Rail Assembly*		Yes
68-7522	Wide Stile G Rail Assembly*		Yes
68-7523	Wide Stile J Rail Assembly*		Yes
68-8001	Narrow Stile E Rail Assembly*		Yes
68-8097	Narrow Stile F Rail Assembly*		Yes
68-8289	Narrow Stile G Rail Assembly*		Yes
68-8193	Narrow Stile J Rail Assembly*		Yes

Item	Assy No.	Part No.	Description	Qty	Sellable
1	See Table Above	68-0550	Mounting Rail Insert Wide(E)*	1	Yes
		68-0549	Mounting Rail Insert Wide(F)*		Yes
		68-0554	Mounting Rail Insert Wide(J)*		Yes
		68-0551	Mounting Rail Insert Wide(G)*		Yes
		68-1375	Mounting Rail Insert Narrow(E, F)*		Yes
		68-0553	Mounting Rail Insert Narrow(J)*		Yes
		68-0552	Mounting Rail Insert Narrow(G)*		Yes
2		01-1236	#6-32x3/8 PH FL U'Cut	4	Yes
3		68-0950	Mounting Rail, E Wide*	1	Yes
		68-0952	Mounting Rail, F Wide*		Yes
		68-0948	Mounting Rail, J Wide*		Yes
		68-0949	Mounting Rail, G Wide*		Yes
		68-0958	Mounting Rail, E Narrow*		Yes
		68-0955	Mounting Rail, F Narrow*		Yes
		68-0956	Mounting Rail, J Narrow*		Yes
4		68-0957	Mounting Rail, G Narrow*		Yes
4		68-0943	Bracket	2	Yes
5		68-3609	Connecting Arm Assembly	2	Yes
6		01-4466	Machine Screw SEMS ¹	1	Yes
7		68-0582	Lockdown Cam ¹	1	Yes
8		01-0610	Wave Spring Washer ¹	1	Yes
9		68-0236	Spring, Rail Arm	2	Yes
		68-1832	Spring, Rail Arm (5CH-)	2	Yes
10		68-0945	Pivot Pin	2	Yes
11		01-0098	Retaining Ring	2	Yes
12		68-0229	Pivot Pin Push Rail*	2	Yes
13		68-0583	Lockdown Button ¹	1	Yes
14		809	Touch Pad Assembly	1	Yes
15		68-0615	Push Rail, E*	1	Yes
		68-0618	Push Rail, F*		Yes
		68-0616	Push Rail, J*		Yes
		68-0617	Push Rail, G*		Yes

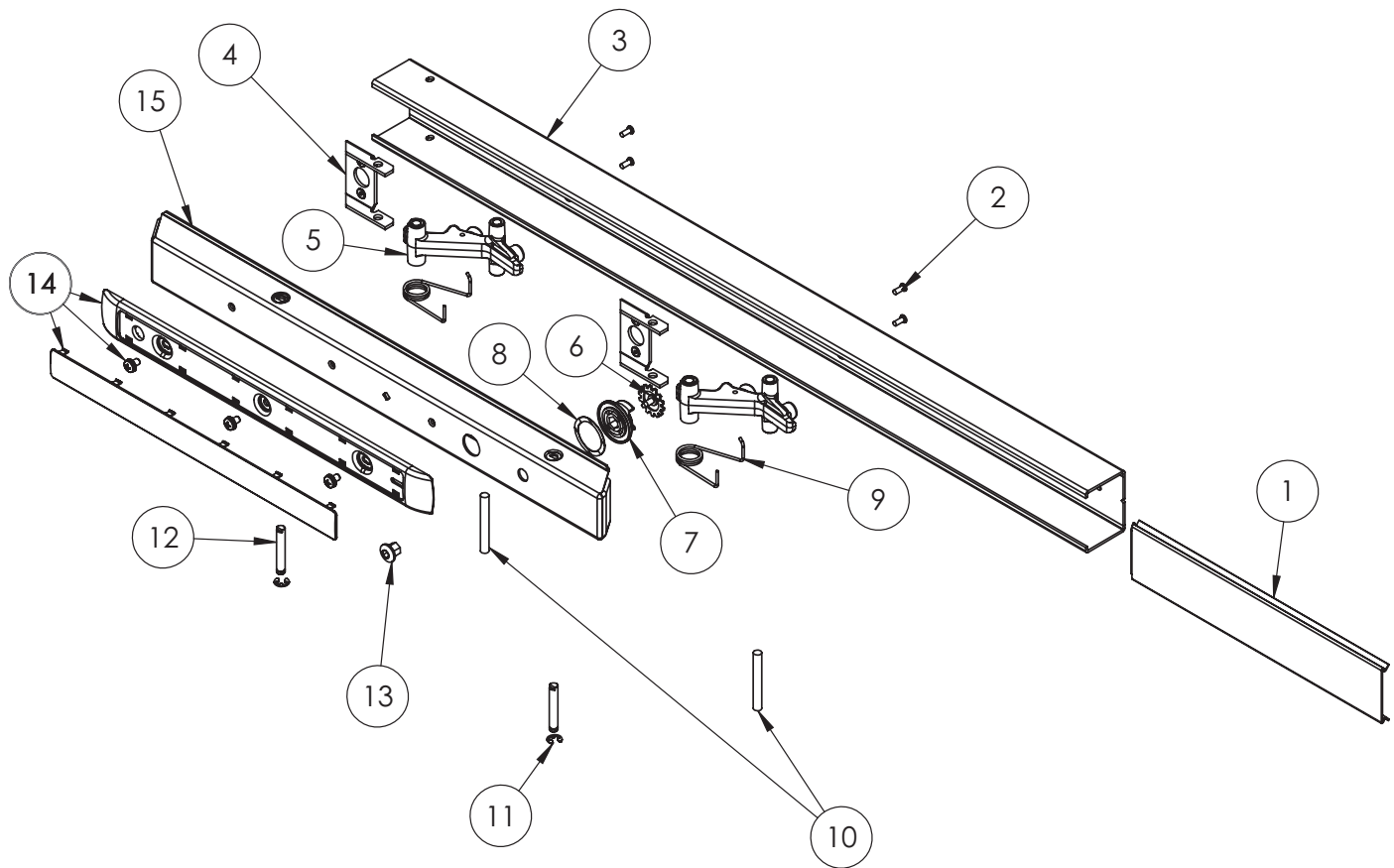
*Specify Finish

1. Do not use on any 12- Rail Assembly

Experience a safer
and more open world

The warranty on SARGENT® products becomes void if the product is modified in any way, regardless of whether the modification causes or contributes to any alleged defect. If a SARGENT product is modified it may no longer meet industry certification and quality control standards applicable to the original product and is no longer a genuine SARGENT product.

Copyright © 2017-2020, SARGENT Manufacturing Company. All rights reserved. Reproduction in whole or in part without the express written permission of SARGENT Manufacturing Company is prohibited.



Assembly 68-2695 Shown Above

80 Series Rail Assemblies

16-

16-5CH-

SARGENT®

ASSA ABLOY

Assembly No.	Description	Option	Sellable
68-2698	Wide Stile E Rail Assembly*	16-	Yes
68-2699	Wide Stile F Rail Assembly*		Yes
68-2700	Wide Stile G Rail Assembly*		Yes
68-2701	Wide Stile J Rail Assembly*		Yes
68-2720	Narrow Stile E Rail Assembly*		Yes
68-2721	Narrow Stile F Rail Assembly*		Yes
68-2722	Narrow Stile G Rail Assembly*		Yes
68-2723	Narrow Stile J Rail Assembly*		Yes
68-7528	Wide Stile E Rail Assembly*	16-5CH-	Yes
68-7529	Wide Stile F Rail Assembly*		Yes
68-7530	Wide Stile G Rail Assembly*		Yes
68-7531	Wide Stile J Rail Assembly*		Yes
68-8007	Narrow Stile E Rail Assembly*		Yes
68-8103	Narrow Stile F Rail Assembly*		Yes
68-8295	Narrow Stile G Rail Assembly*		Yes
68-8199	Narrow Stile J Rail Assembly*		Yes

Item	Assy No.	Part No.	Description	Qty	Sellable
1	See Table Above	809	Touch Pad Assembly	1	Yes
2		68-0615	Push Rail, E*	1	Yes
		68-0618	Push Rail, F*		Yes
		68-0616	Push Rail, J*		Yes
		68-0617	Push Rail, G*		Yes
3		68-0943	Bracket	2	Yes
4		01-1236	CR-FHMS 6-32X3/8"	4	Yes
5		68-0950	Mounting Rail, E Wide*	1	Yes
		68-0952	Mounting Rail, F Wide*		Yes
		68-0948	Mounting Rail, J Wide*		Yes
		68-0949	Mounting Rail, G Wide*		Yes
		68-0958	Mounting Rail, E Narrow*		Yes
		68-0955	Mounting Rail, F Narrow*		Yes
		68-0956	Mounting Rail, J Narrow*		Yes
6		68-0957	Mounting Rail, G Narrow*	Yes	
		816-5	Insert Assembly, E Wide ^{1*}	1	Yes
		816-1	Insert Assembly, F Wide ^{1*}		Yes
		816-7	Insert Assembly, J Wide ^{1*}		Yes
		816-4	Insert Assembly, G Wide ^{1*}		Yes
		816-2	Insert Assembly, E/F Narrow ^{1*}		Yes
		816-6	Insert Assembly, J Narrow ^{1*}		Yes
816-3		Insert Assembly, G Narrow ^{1*}	Yes		
7		68-0945	Pivot Pin	2	Yes
8		01-0098	Retaining Ring	2	Yes
9		68-0229	Pivot Pin, Push Rail*	2	Yes
10		68-0236	Spring, Rail Arm	2	Yes
		68-1832	Spring, Rail Arm (5CH-)	2	Yes
11		68-3609	Connecting Arm Assembly	2	Yes
12		01-4537	Standard Hole Plug	1	Yes

*Specify Finish

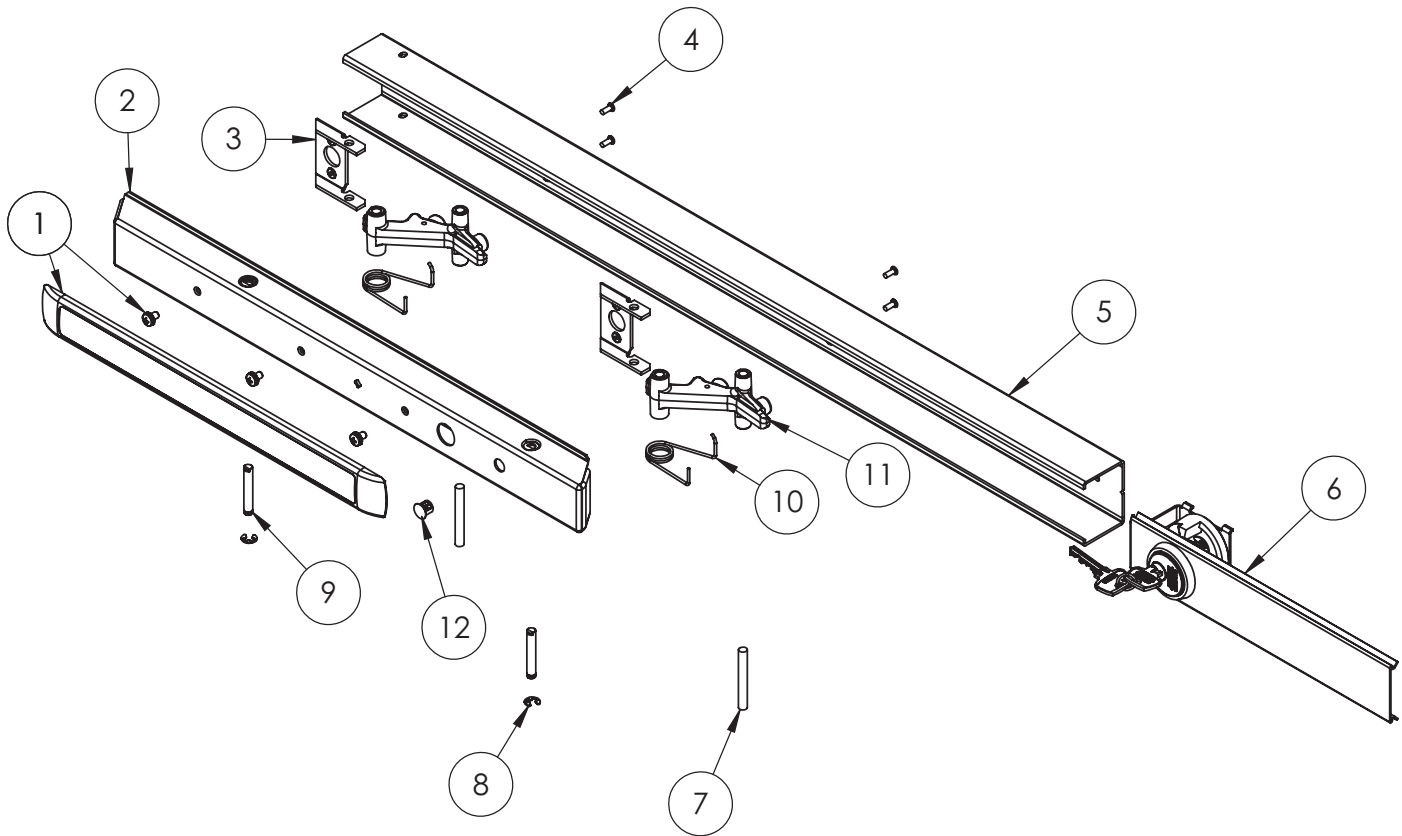
1. Do not use on any 12- Rail Assembly

Experience a safer
and more open world

The warranty on SARGENT® products becomes void if the product is modified in any way, regardless of whether the modification causes or contributes to any alleged defect. If a SARGENT product is modified it may no longer meet industry certification and quality control standards applicable to the original product and is no longer a genuine SARGENT product.

Copyright © 2017-2020, SARGENT Manufacturing Company. All rights reserved. Reproduction in whole or in part without the express written permission of SARGENT Manufacturing Company is prohibited.

A8231-K 02/20



Assembly 68-2699 Shown Above

80 Series Rail Assemblies
12-19-
19-
12-19-5CH
19-5CH-

SARGENT®
ASSA ABLOY

Assembly No.	Description	Option	Sellable
68-2918	E Wide Rail Assembly*	19-	Yes
68-2919	F Wide Rail Assembly*		Yes
68-2921	J Wide Rail Assembly*		Yes
68-2920	G Wide Rail Assembly*		Yes
68-2905	E Narrow Rail Assembly*		Yes
68-2906	F Narrow Rail Assembly*		Yes
68-2908	J Narrow Rail Assembly*		Yes
68-2907	G Narrow Rail Assembly*		Yes
68-2926	E Wide Rail Assembly*	12-19-	Yes
68-2927	F Wide Rail Assembly*		Yes
68-2929	J Wide Rail Assembly*		Yes
68-2928	G Wide Rail Assembly*		Yes
68-2913	E Narrow Rail Assembly*		Yes
68-2914	F Narrow Rail Assembly*		Yes
68-2916	J Narrow Rail Assembly*		Yes
68-2915	G Narrow Rail Assembly*		Yes

Assembly No.	Description	Option	Sellable
68-7540	E Wide Rail Assembly*	19-5CH-	Yes
68-7541	F Wide Rail Assembly*		Yes
68-7543	J Wide Rail Assembly*		Yes
68-7542	G Wide Rail Assembly*		Yes
68-8011	E Narrow Rail Assembly*		Yes
68-8107	F Narrow Rail Assembly*		Yes
68-8203	J Narrow Rail Assembly*		Yes
68-8299	G Narrow Rail Assembly*		Yes
68-7536	E Wide Rail Assembly*	12-19-5CH-	Yes
68-7537	F Wide Rail Assembly*		Yes
68-7538	J Wide Rail Assembly*		Yes
68-7539	G Wide Rail Assembly*		Yes
68-8027	E Narrow Rail Assembly*		Yes
68-8123	F Narrow Rail Assembly*		Yes
68-8219	J Narrow Rail Assembly*		Yes
68-8315	G Narrow Rail Assembly*		Yes

Item	Assy No.	Part No.	Description	Qty	Sellable
1	See Table Above	68-0583	Lockdown Button ¹	1	Yes
2		68-0736	Push Rail, E*	1	Yes
		68-0739	Push Rail, F*		Yes
		68-0737	Push Rail, J*		Yes
		68-0738	Push Rail, G*		Yes
3		01-0610	Wave Spring Washer ¹	1	Yes
4		68-0582	Lockdown Cam ¹	1	Yes
5		01-4466	SEMS Machine Screw ¹	1	Yes
6		68-0236	Spring, Rail Arm	2	Yes
		68-1832	Spring, Rail Arm (5CH-)	2	Yes
7		01-0098	Retaining Ring	2	Yes
8		68-0229	Pivot Pin, Push Rail	2	Yes
9		68-0945	Pivot Pin, Mounting Rail	2	Yes
10		68-0943	Bracket	2	Yes
11		68-0950	Mounting Rail, E*	1	Yes
		68-0952	Mounting Rail, F*		Yes
		68-0949	Mounting Rail, J*		Yes
		68-0948	Mounting Rail, G*		Yes
12		01-1236	#6-32X3/8" Machine Screw ¹	4	Yes
13		68-0550	Mounting Rail Insert, E*	1	Yes
		68-0549	Mounting Rail Insert, F*		Yes
		68-0552	Mounting Rail Insert, J*		Yes
		68-0551	Mounting Rail Insert, G*		Yes
14		01-4537	Standard Hole Plug	1	Yes

*Specify Finish

1. Do not use on any 12- Rail Assembly

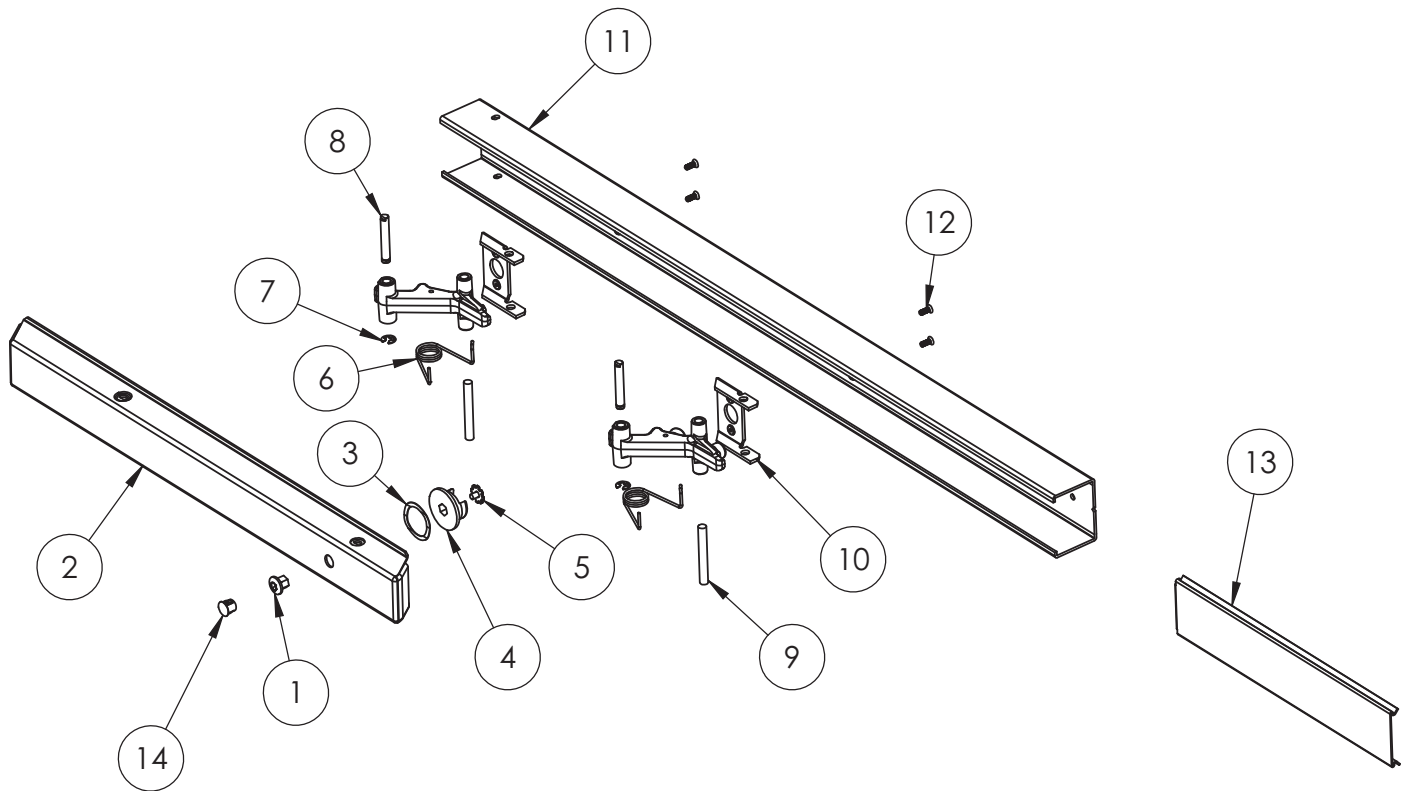
Experience a safer
and more open world

The warranty on SARGENT® products becomes void if the product is modified in any way, regardless of whether the modification causes or contributes to any alleged defect. If a SARGENT product is modified it may no longer meet industry certification and quality control standards applicable to the original product and is no longer a genuine SARGENT product.

Copyright © 2017-2020, SARGENT Manufacturing Company. All rights reserved. Reproduction in whole or in part without the express written permission of SARGENT Manufacturing Company is prohibited.

80 Series Rail Assemblies
12-19-
19-
12-19-5CH
19-5CH-

SARGENT
ASSA ABLOY



Assembly 68-2919 Shown Above

80 Series Rail Assemblies All Related AL- Assemblies



Option Code	F Wide	J Wide	G Wide	E Narrow	F Narrow	J Narrow	G Narrow	Sellable
AL-	68-4010	68-4011	68-4012	68-4025	68-4022	68-4023	68-4024	Yes
12-AL-	68-4018	68-4019	68-4020	68-4033	68-4030	68-4031	68-4032	Yes
19-AL-	68-4035	68-4036	68-4037	68-4050	68-4047	68-4048	68-4049	Yes
12-19-AL-	68-4043	68-4044	68-4045	68-4058	68-4055	68-4056	68-4057	Yes
53-AL-	68-4716	68-4717	68-4718	68-4723	68-4724	68-4725	68-4726	Yes
12-53-AL-	68-4720	68-4721	68-4722	68-4727	68-4728	68-4729	68-4730	Yes
19-53-AL-	68-4842	68-4843	68-4844	68-4849	68-4850	68-4851	68-4852	Yes
12-19-53-AL-	68-4846	68-4847	68-4848	68-4853	68-4854	68-4855	68-4856	Yes
53-55-AL-	68-4922	68-4923	68-4924	68-4929	68-4930	68-4931	68-4932	Yes
12-53-55-AL-	68-4926	68-4927	68-4928	68-4933	68-4934	68-4935	68-4936	Yes

Notes:

- Individual parts are available for sale for each of the assemblies above, contact factory for availability.
- Specify finish.

80 Series Rail Assemblies All Related TL- Assemblies

SARGENT®
ASSA ABLOY

Option Code	E Wide	F Wide	J Wide	G Wide	E Narrow	F Narrow	J Narrow	G Narrow	Sellable
TL-	68-5048	68-5049	68-5051	68-5050	68-5009	68-5010	68-5012	68-5011	Yes
16-TL-	68-5052	68-5053	68-5055	68-5054	68-5013	68-5014	68-5016	68-5015	Yes
12-TL-	68-5056	68-5057	68-5059	68-5058	68-5017	68-5018	68-5020	68-5019	Yes
TL- Inactive	68-5060	68-5061	68-5063	68-5062	N/A	N/A	N/A	N/A	Yes
TL- (8895 Only)	68-5164	68-5165	68-5167	68-5166	N/A	N/A	N/A	N/A	Yes
55-TL-(8895 Only)	68-5168	68-5169	68-5171	68-5170	N/A	N/A	N/A	N/A	Yes
55-56-TL-	68-5689	68-5173	68-5174	68-5172	68-5692	68-5176	68-5177	68-5175	Yes
16-55-56-TL-	68-5706	68-5707	68-5708	68-5709	68-5738	68-5739	68-5740	68-5741	Yes
55-56-HK-TL-	68-5722	68-5723	68-5724	68-5725	68-5754	68-5755	68-5756	68-5757	Yes
AL-TL-	N/A	68-5190	68-5191	68-5192	68-5199	68-5196	68-5197	68-5198	Yes
12-AL-TL-	N/A	68-5193	68-5194	68-5195	68-5203	68-5200	68-5201	68-5202	Yes
59-TL-	N/A	68-5178	68-5179	68-5180	N/A	68-5187	68-5188	68-5189	Yes
12-59-TL-	N/A	68-5181	68-5182	68-5183	N/A	68-5187	68-5188	68-5189	Yes
55-AL-TL-	N/A	68-5314	68-5315	68-5316	68-5323	68-5320	68-5321	68-5322	Yes
12-55-AL-TL-	N/A	68-5317	68-5318	68-5319	68-5327	68-5324	68-5325	68-5326	Yes
53-58-TL-	68-5252	68-5253	68-5254	68-5255	68-5264	68-5265	68-5266	68-5267	Yes
12-53-58-TL-	68-5260	68-5261	68-5262	68-5263	68-5272	68-5273	68-5274	68-5275	Yes
16-53-58-TL-	68-5256	68-5257	68-5258	68-5259	68-5268	68-5269	68-5270	68-5271	Yes
53-55-TL-	68-5228	68-5229	68-5230	68-5231	68-5240	68-5241	68-5242	68-5243	Yes
12-53-55-TL-	68-5236	68-5237	68-5238	68-5239	68-5248	68-5249	68-5250	68-5251	Yes
16-53-55-TL-	68-5232	68-5233	68-5234	68-5235	68-5244	68-5245	68-5246	68-5247	Yes
53-TL-	68-5204	68-5205	68-5206	68-5207	68-5216	68-5217	68-5218	68-5219	Yes
12-53-TL-	68-5208	68-5209	68-5210	68-5211	68-5220	68-5221	68-5222	68-5223	Yes
16-53-TL-	68-5212	68-5213	68-5214	68-5215	68-5224	68-5225	68-5226	68-5227	Yes
56-TL-	68-5691	68-5162	68-5163	68-5161	68-5688	68-5159	68-5160	68-5158	Yes
56-HK-TL-	68-5750	68-5751	68-5752	68-5753	68-5718	68-5719	68-5720	68-5721	Yes
16-56-TL-	68-5734	68-5735	68-5736	68-5737	68-5702	68-5703	68-5704	68-5705	Yes
57-TL-	N/A	68-5096	68-5098	68-5097	68-5102	68-5403	68-5105	68-5104	Yes
12-57-TL-	N/A	68-5099	68-5101	68-5100	68-5106	68-5107	68-5109	68-5108	Yes
55-57-TL-	N/A	68-5178	68-5179	68-5180	N/A	68-5181	68-5182	68-5186	Yes
12-55-57-TL-	N/A	68-5184	68-5185	68-5186	N/A	68-5187	68-5188	68-5189	Yes
55-58-TL-	68-5134	68-5135	68-5137	68-5136	68-514	68-5147	68-5149	68-5148	Yes
12-55-58-TL-	68-5142	68-5143	68-5145	68-5144	68-5154	68-5155	68-5157	68-5156	Yes
16-55-58-TL-	68-5138	68-5139	68-5141	68-5140	68-5150	68-5151	68-5153	68-5152	Yes
58-TL-	68-5110	68-5111	68-5113	68-5112	68-5122	68-5123	68-5125	68-5124	Yes
12-58-TL-	68-5118	68-5119	68-5121	68-5120	68-5130	68-5131	68-5133	68-5132	Yes
16-58-TL-	68-5114	68-5115	68-5117	68-5116	68-5126	68-5127	68-5129	68-5128	Yes

Notes:

- Individual parts are available for sale for each of the assemblies above, contact factory for availability.
- Specify finish.

80 Series Rail Assemblies All Related LP- Assemblies

Option Code	L	M	N	Sellable
LP	68-4242	68-4243	68-4244	Yes
12-LP	68-4250	68-4251	68-4252	Yes
16-LP	68-4246	68-4247	68-4248	Yes
58-LP	68-4340	68-4341	68-4342	Yes
12-58-LP	68-4344	68-4345	68-4346	Yes
19-58-LP	68-4348	68-4349	68-4350	Yes
12-19-58-LP	68-4352	68-4353	68-4354	Yes
56-TL-LP	68-5352	68-5353	68-5354	Yes
16-56-TL-LP	68-5796	68-5797	68-5798	Yes
56-HK-TL-LP	68-5808	68-5809	68-5810	Yes
55-56-TL-LP	68-5348	68-5349	68-5350	Yes
16-55-56-TL-LP	68-5799	68-5800	68-5801	Yes
55-56-HK-TL-LP	68-5811	68-5812	68-5813	Yes
58-TL-LP	68-5356	68-5357	68-5358	Yes
12-58-TL-LP	68-5360	68-5361	68-5362	Yes
55-58-TL-LP	68-5364	68-5365	68-5366	Yes
12-55-58-TL-LP	68-5368	68-5369	68-5370	Yes
19-LP	68-4292	68-4293	68-4294	Yes
12-19-LP	68-4300	68-4301	68-4302	Yes
16-19-LP	68-4296	68-4297	68-4298	Yes
55-LP	68-4305	68-4306	68-4307	Yes
12-55-LP	68-4309	68-4310	68-4311	Yes
19-55-LP	68-4313	68-4314	68-4315	Yes
12-19-55-LP	68-4317	68-4318	68-4319	Yes
55-56-LP	68-4322	68-4323	68-4324	Yes
19-55-56-LP	68-4326	68-4327	68-4328	Yes
16-55-56-LP	68-5769	68-5770	68-5771	Yes
16-19-55-56-LP	68-5775	68-5776	68-5777	Yes
55-56-HK-LP	68-5781	68-5782	68-5783	Yes
19-55-56-HK-LP	68-5787	68-5788	68-5789	Yes
56-LP	68-4331	68-4332	68-4333	Yes
19-56-LP	68-4335	68-4336	68-4337	Yes
16-56-LP	68-5766	68-5767	68-5768	Yes
16-19-56-LP	68-5772	68-5773	68-5774	Yes
56-HK-LP	68-5778	68-5779	68-5780	Yes
19-56-HK-LP	68-5784	68-5785	68-5786	Yes
55-58-LP	68-4357	68-4358	68-4359	Yes
12-55-58-LP	68-4361	68-4362	68-4363	Yes
19-55-58-LP	68-4365	68-4366	68-4367	Yes
12-19-55-58-LP	68-4369	68-4370	68-4371	Yes

Notes:

- Individual parts are available for sale for each of the assemblies above, contact factory for availability.
- Specify finish.

**80 Series Rail Assemblies
All Related PL- Assemblies**



Option Code	F Wide	J Wide	G Wide	E Narrow	F Narrow	J Narrow	G Narrow	Sellable
PL-57- (LHRB)	68-6180	68-6181	68-6182	68-6183	68-6196	68-6197	68-6198	Yes
PL-57- (RHRB)	68-6184	68-6185	68-6186	68-6187	68-6200	68-6201	68-6202	Yes
12-PL-57- (LHRB)	68-6188	68-6189	68-6190	68-6191	68-6204	68-6205	68-6206	Yes
12-PL-57- (RHRB)	68-6192	68-6193	68-6194	68-6195	68-6208	68-6209	68-6210	Yes
PL-59- (LHRB)	68-6128	68-6129	68-6130	68-6131	68-6160	68-6161	68-6162	Yes
PL-59- (RHRB)	68-6132	68-6133	68-6134	68-6835	68-6164	68-6165	68-6166	Yes
12-PL-59- (LHRB)	68-6144	68-6145	68-6146	68-6147	68-6168	68-6169	68-6170	Yes
12-PL-59- (RHRB)	68-6148	68-6149	68-6150	68-6151	68-6172	68-6173	68-6174	Yes
PL-55-57- (LHRB)	68-6216	68-6217	68-6218	68-6219	68-6232	68-6233	68-6234	Yes
PL-55-57- (RHRB)	68-6220	68-6221	68-6222	68-6223	68-6836	68-6237	68-6238	Yes
12-PL-55-57- (LHRB)	68-6224	68-6225	68-6226	68-6227	68-6240	68-6241	68-6242	Yes
12-PL-55-57- (RHRB)	68-6228	68-6229	68-6230	68-6231	68-6244	68-6245	68-6246	Yes

Notes:

- Individual parts are available for sale for each of the assemblies above, contact factory for availability.
- Specify finish.

80 Series Rail Assemblies All Related 12- Electrical Assemblies

SARGENT®
ASSA ABLOY

Option Code	E Wide	F Wide	J Wide	G Wide	E Narrow	F Narrow	J Narrow	G Narrow	Sellable
12-53-	68-4595	68-4596	68-4596	68-4597	68-4607	68-4608	68-4609	68-4610	Yes
12-53-56-	68-5544	68-4687	68-4688	68-4689	68-5580	68-4690	68-4691	68-4692	Yes
12-55-	68-2797	68-2798	68-2800	67-2799	68-2809	68-2810	68-2812	68-2811	Yes
12-53-55-	68-4623	68-4624	68-4625	68-4626	68-4635	68-4636	68-4637	68-4638	Yes
12-57-	68-6177	68-2829	68-2826	68-2825	68-2835	68-2836	68-2838	68-2837	Yes
12-55-57-	68-6213	68-4942	68-4944	68-4943	68-4949	68-4950	68-4952	68-4951	Yes
12-58-	68-3044	68-3045	68-3047	68-3046	68-3056	68-3057	68-3059	68-3058	Yes
12-53-58-	68-4647	68-4648	68-4649	68-4650	68-4659	68-4660	68-4661	68-4662	Yes
12-19-53-	68-4735	68-4736	67-4737	68-4738	68-4747	68-4748	68-4749	68-4750	Yes
12-19-55-	68-2939	68-2940	68-2942	68-2941	68-2951	68-2952	68-2954	68-2953	Yes
12-19-57	68-6179	68-2973	68-2976	68-2975	68-2985	68-2986	68-2988	68-2987	Yes
12-19-58-	68-3094	68-3095	68-3097	68-3096	68-3106	68-3107	68-3109	68-3108	Yes
12-19-53-58-	68-4786	68-4787	68-4788	68-4789	68-4798	68-4799	68-4800	68-4801	Yes
12-19-59-	68-6112	68-3801	68-3802	68-3803	68-6114	68-3809	68-3810	68-3811	Yes

Notes:

- Individual parts are available for sale for each of the assemblies above, contact factory for availability.
- Specify finish.

Experience a safer
and more open world

The warranty on SARGENT® products becomes void if the product is modified in any way, regardless of whether the modification causes or contributes to any alleged defect. If a SARGENT product is modified it may no longer meet industry certification and quality control standards applicable to the original product and is no longer a genuine SARGENT product.

Copyright © 2017-2020, SARGENT Manufacturing Company. All rights reserved. Reproduction in whole or in part without the express written permission of SARGENT Manufacturing Company is prohibited.

80 Series Rail Assemblies
All Related 16- Electrical Assemblies



Option Code	E Wide	F Wide	J Wide	G Wide	E Narrow	F Narrow	J Narrow	G Narrow	Sellable
16-53-	68-4599	68-4600	68-4601	68-4602	68-4611	68-4612	68-4613	68-4614	Yes
16-55-	68-2793	68-2794	68-2796	68-2795	68-2805	68-2806	68-2808	68-2807	Yes
16-53-55-	68-4619	68-4620	68-4621	68-4622	68-4631	68-4632	68-4633	68-4634	Yes
16-56-	68-5562	68-5563	68-5564	68-5565	68-5618	68-5619	68-5620	68-5621	Yes
16-53-56-	68-5570	68-5571	68-5572	68-5773	68-5626	68-5627	68-5628	68-5629	Yes
16-53-55-56-	68-5574	68-5575	68-5576	68-5577	68-5630	68-5631	68-5632	68-5633	Yes
16-58-	68-3040	68-3041	68-3043	68-3042	68-3052	68-3053	68-3055	68-3054	Yes
16-53-58-	68-4643	68-4644	68-4645	68-4646	68-4655	68-4656	68-4657	68-4658	Yes
16-53-55-58-	68-4667	68-4668	68-4669	68-4670	68-4675	68-4676	68-4677	68-4678	Yes
16-19-53-	68-4739	68-4740	68-4741	68-4742	68-4751	68-4752	68-4753	68-4754	Yes
16-19-55-	68-2935	68-2936	68-2938	68-2937	68-2947	68-2948	68-2950	68-2949	Yes
16-19-56-	68-5650	68-5651	68-5652	68-5653	68-5634	68-5635	68-5636	68-5637	Yes
16-19-53-56-	68-5513	68-5535	68-5536	68-5537	68-5642	68-5643	68-5644	68-5645	Yes
16-19-53-55-56-	68-5531	68-5532	68-5533	68-5534	68-5646	68-5647	68-5648	68-5649	Yes
16-19-58-	68-3090	68-3091	68-3093	68-3092	68-3102	68-3103	68-3105	68-3104	Yes
16-19-53-58-	68-4782	68-4783	68-4784	68-4785	68-4794	68-4795	68-4796	68-4797	Yes

***For all associated parts in assemblies above, contact factory for availability**

80 Series Rail Assemblies
All Related 19- Electrical Assemblies



Option Code	E Wide	F Wide	J Wide	G Wide	E Narrow	F Narrow	J Narrow	G Narrow	Sellable
19-53-	68-4731	68-4732	68-4733	68-4734	68-4743	68-4744	68-4745	68-4746	Yes
19-55-	68-2931	68-2932	68-2934	68-2933	68-2943	68-2944	68-2946	68-2945	Yes
19-56-	68-5511	68-3225	68-3226	68-3224	68-5582	68-3230	68-3231	68-3229	Yes
19-57-	68-6178	68-2965	68-2968	68-2967	68-2977	68-2978	68-2980	68-2979	Yes
19-58-	68-3086	68-3087	68-3089	68-3088	68-3098	68-3099	68-3101	68-3100	Yes
19-59-	68-6111	68-3797	68-3798	68-3799	68-6113	68-3805	68-3806	68-3807	Yes
19-53-56-	68-5512	68-4826	68-4827	68-4828	68-5584	68-4829	68-4830	68-4831	Yes
19-53-55-56-	68-5527	68-4953	68-4954	68-4955	68-5585	68-4956	68-4957	68-4958	Yes
19-53-58-	68-4778	68-4779	68-4780	68-4781	68-4790	68-4791	68-4792	68-4793	Yes

***For all associated parts in assemblies above, contact factory for availability**

80 Series Rail Assemblies
All Related Electrical Assemblies
53- 55- 57- 58-

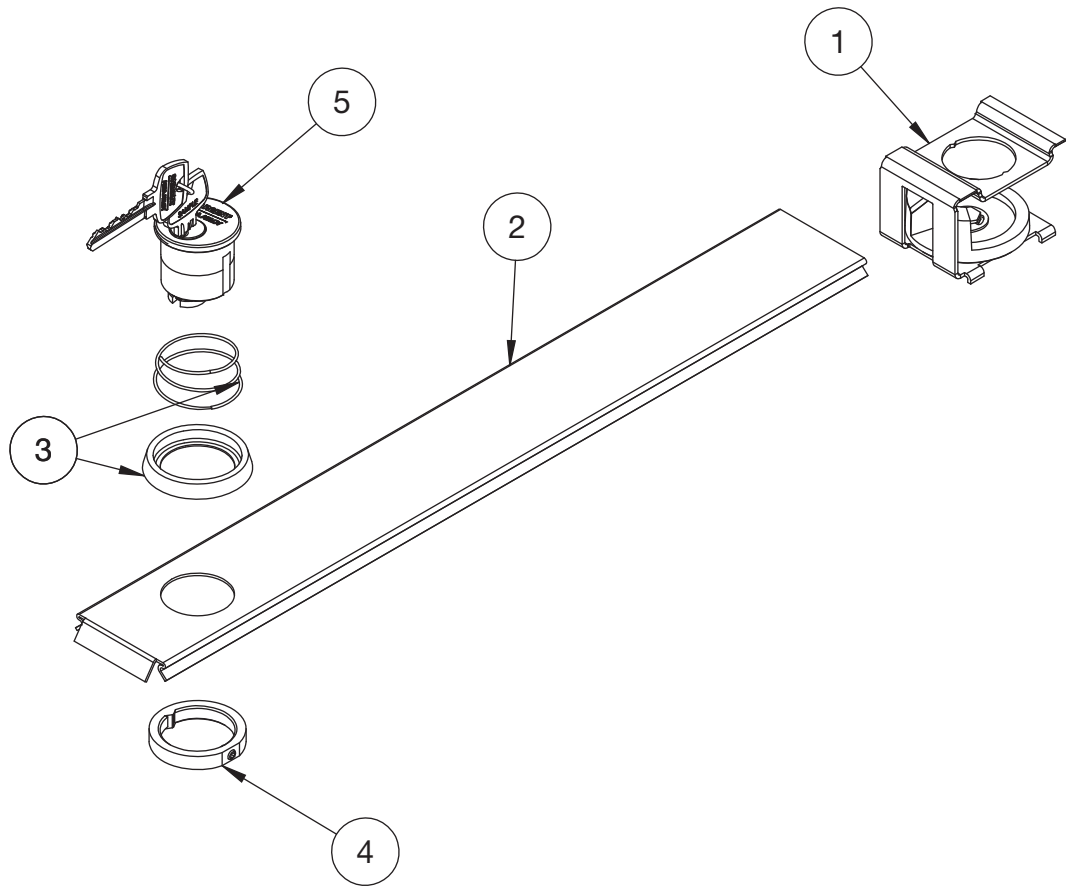
SARGENT®
ASSA ABLOY

Option Code	E Wide	F Wide	J Wide	G Wide	E Narrow	F Narrow	J Narrow	G Narrow	Sellable
53-	68-4591	68-4592	68-4593	68-4594	68-4603	68-4604	68-4605	68-4606	Yes
55-	68-2789	68-2790	68-2792	68-2791	68-2801	68-2802	68-2804	68-2803	Yes
53-55-	68-4615	68-4616	68-4617	68-4618	68-4627	68-4628	68-4629	68-4630	Yes
53-56-	68-5544	68-4687	68-4688	68-4689	68-5580	68-4690	68-4691	68-4692	Yes
53-55-56-	68-5545	68-4693	68-4694	68-4695	68-5581	68-4696	68-4697	68-4698	Yes
57-	68-6176	68-2815	68-2818	68-2817	68-2827	68-2828	68-2830	68-2829	Yes
55-57-	68-6212	68-4938	68-4940	68-4939	68-4945	68-4946	68-4948	68-4947	Yes
58-	68-3036	68-3037	68-3039	68-3038	68-3048	68-3049	68-3051	68-3050	Yes
53-58-	68-4639	68-4640	68-4641	68-4642	68-4651	68-4652	68-4653	68-4654	Yes
53-55-58-	68-4663	68-4664	68-4665	68-4666	68-4675	68-4676	68-4677	68-4678	Yes

- For all associated parts in assemblies above, contact factory for availability
- Specify finish

Item	Part No.	Description	Qty	Sellable
1	97-3230	16- Cylinder Dogging Assembly	1	Yes
2	68-0767	F Wide Rail Insert ²	1	Yes
	68-0768	E Wide Rail Insert ²		Yes
	68-0769	G Wide Rail Insert ²		Yes
	68-0770	G Narrow J Wide Rail Insert ²		Yes
	68-1376	E and F Narrow Rail Insert ²		Yes
	68-1465	J Narrow Rail Insert ²		Yes
3	13-2131	Cylinder Ring Assembly ²	1	Yes
4	68-6040	Retaining Collar Assembly	1	Yes
5	N/A	Cylinder and Key Assembly ¹	1	Yes
N/A	01-0288	Allen Wrench	1	Yes

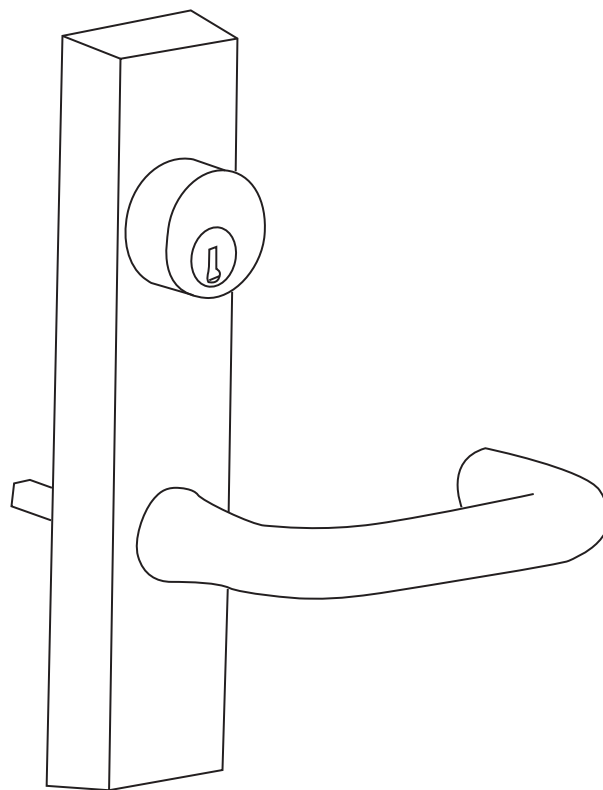
1. For Cylinder, Specify "Mortise" Cylinder, Finish and Keying Requirements
2. Specify Finish



Function	Exit Devices				
	8300	AD8400 MD8400	8500	AD8600 MD8600 WD8600	SP8600 ² PP8600 ² PR8600 ²
04	704	—	704	—	—
	744 ¹	—	744 ¹	—	—
06	—	706-4	—	706-4	706-6
	—	746-4 ¹	—	746-4 ¹	746-6 ¹
10	710	710-4	710	710-4	710-6
	740 ¹	740-4 ¹	740 ¹	740-4 ¹	740-6 ¹
13	713	713-4	713-8	713-4	713-6
	743 ¹	743-4 ¹	743-8 ¹	743-4 ¹	743-6 ¹
15	715	715-4	715-8	715-4	715-6
16	—	—	—	—	—
73	—	773-4	773-8	773-4	773-6
74	—	774-4	774-8	774-4	774-6
75	775	—	—	—	—
76	776	—	—	—	—
77	—	—	—	—	—
78	—	—	—	—	—

1. 740, 743, 744 & 746 are freewheeling levers

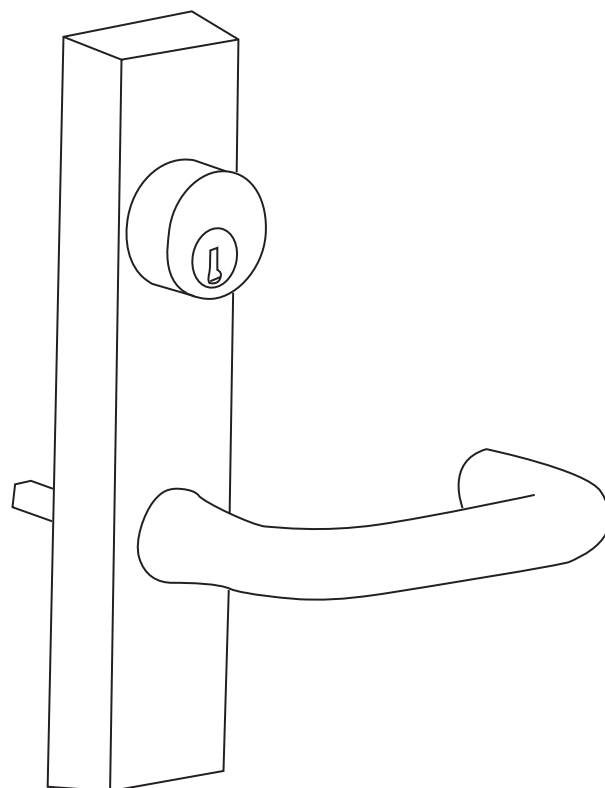
2. Designates discontinued products



Function	Exit Devices						
	LS8600 LP8600 LR8600	8700 FM8700 HC48700 HC8700	NB8700	SP8700 ² PP8700 ² PR8700 ²	8800	8888 HC8800	8900
04	—	—	—	—	704	704	704
	—	—	—	—	744 ¹	744 ¹	744 ¹
06	706-6	706	706-8	706-8	706-8	706-8	—
	746-6 ¹	746 ¹	746-8	746-8 ¹	746-8 ¹	746-8 ¹	—
10	710-6	710	710	710	710	710	710
	740-6 ¹	740 ¹	740	740 ¹	740 ¹	740 ¹	740 ¹
13	713-6	713	—	713-8	713-8	713-8	713
	743-6 ¹	743 ¹	743-8 ¹	743-8 ¹	743-8 ¹	743-8 ¹	743 ¹
15	715-6	715	715-8	715-8	715-8	715-8	715
16	—	—	—	—	716	—	716
73	773-6	773	773-8	773-8	—	—	—
74	774-6	774	774-8	774-8	—	—	—
75	—	—	—	—	775-8	775-8	775
76	—	—	—	—	776-8	776-8	776
77	—	—	—	—	777-8	777-8	777
78	—	—	—	—	778-8	778-8	778

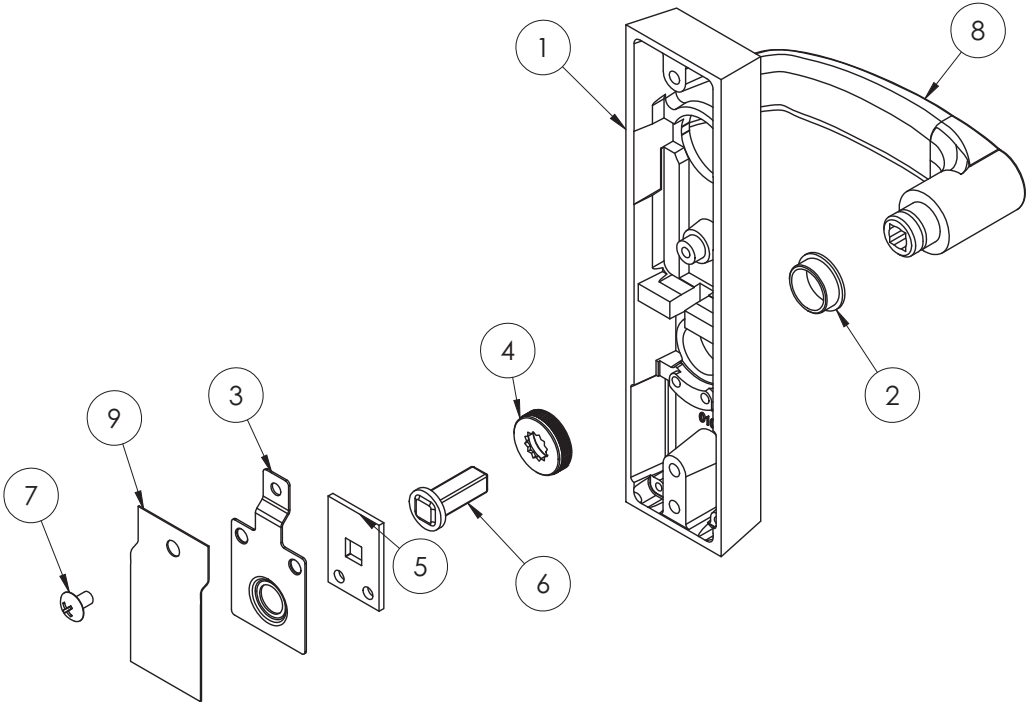
1. 740, 743, 744 & 746 are freewheeling levers

2. Designates discontinued products



Item	Part No.	Description	Qty	Sellable
1	97-0427	ET Case (704)	1	No
	97-0429	ET Case (710)	1	No
2	97-0477	Bushing Insert	1	Yes
3	68-1393	Retaining Plate	1	Yes
4	97-0760	Cap Nut	1	Yes
5	97-0522	Hub Plate (704/710)	1	Yes
6	97-0573	Spindle (704/710)	1	Yes
7	01-1183	Cr-Thms #10-32 X 5/16"	1	Yes
8	—	Lever Handle ^{1,2}	1	Yes
9	A6407	Information Tag	1	No
Not Shown	01-4451	Thru Bolt #1/4-20 X 2 3/8" (1 3/4" Door)	2	Yes
	01-4372	Thru Bolt #1/4-20 X 2 5/8" (2" Door)	2	Yes
	01-4373	Thru Bolt #1/4-20 X 2 7/8" (2 1/4" Door)	2	Yes

- 1. Specify finish
- 2. Specify lever design by hand



The warranty on SARGENT® products becomes void if the product is modified in any way, regardless of whether the modification causes or contributes to any alleged defect. If a SARGENT product is modified it may no longer meet industry certification and quality control standards applicable to the original product and is no longer a genuine SARGENT product.

Copyright © 2017-2020, SARGENT Manufacturing Company. All rights reserved. Reproduction in whole or in part without the express written permission of SARGENT Manufacturing Company is prohibited.

Item	Part No.	Description	Qty	Sellable
1	97-0428	ET Case	1	No
2	97-0477	Bushing Insert	1	Yes
3	68-1393	Retaining Plate	1	Yes
4	97-0760	Cap Nut	1	Yes
5	01-1183	Cr-Thms #10-32 X 5/16"	1	Yes
6	—	Lever Handle ^{1,3}	1	Yes
Not Shown	—	Cylinder Assembly ^{1,2}	1	Yes
	97-0350	Collar ¹	1	Yes
	13-0180	Cylinder Nut	1	Yes
7	97-0355	Locking Slide (706) (607-2)	1	Yes
	97-0356	Locking Slide (713) (607-1)	1	Yes
8	01-4507	1/8" X 1/2" Double Ended Groove Pin	2	No
9	97-0528	Hub Plate (Std)	1	Yes
10	97-0557	Fusible Link	1	Yes
11	97-0571	Locking Slide Spring	1	Yes
12	01-1182	Cr-Chms #10-32 X 19/64"	1	Yes
13	97-0425	Hub Spring (Std)	1	Yes
14	97-0558	Slide Support	1	No
15	97-0563	Spring Support	1	No
16	97-0564	Return Spring	1	No
17	97-0549	Spindle (1 3/4" Door) (730-1)	1	Yes
	97-0550	Spindle (2" Door) (730-2)	1	Yes
	97-0551	Spindle (2 1/4" Door) (730-3)	1	Yes
Not Shown	01-4451	Thru Bolt #1/4-20 X 2 3/8" (1 3/4" Door)	2	Yes
	01-4372	Thru Bolt #1/4-20 X 2 5/8" (2" Door)	2	Yes
	01-4373	Thru Bolt #1/4-20 X 2 7/8" (2 1/4" Door)	2	Yes

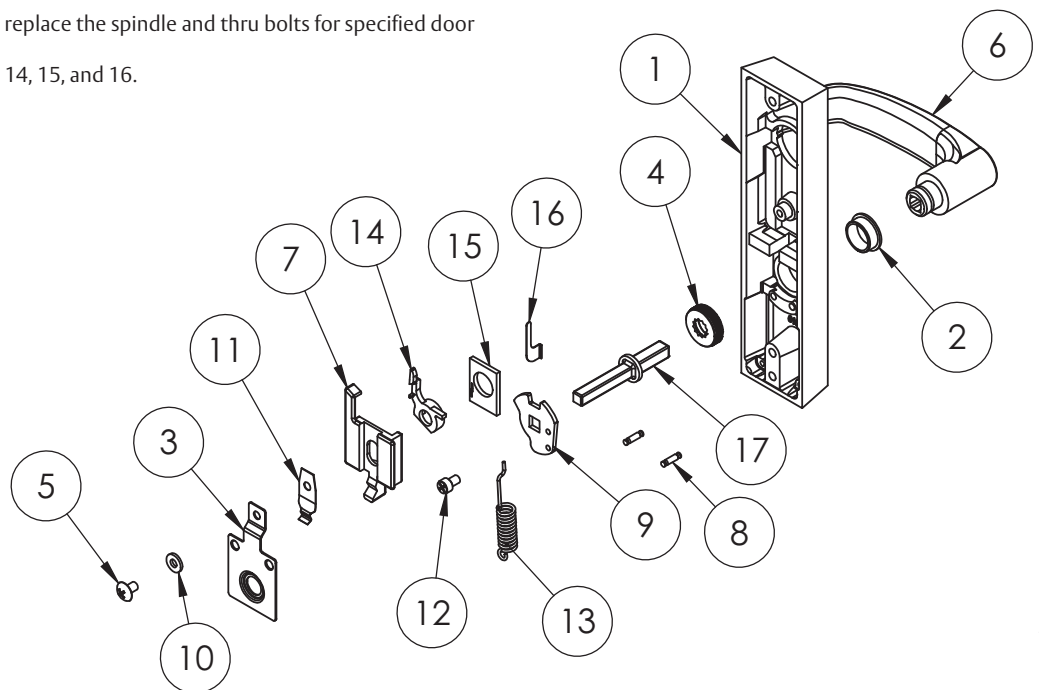
1. Specify finish

2. Specify #41 cylinder by keying requirements

3. Specify lever design by hand

Note: 730 kit includes items required to replace the spindle and thru bolts for specified door thickness

Note: 607 kit includes items 5, 7, 10, 11, 14, 15, and 16.



The warranty on SARGENT® products becomes void if the product is modified in any way, regardless of whether the modification causes or contributes to any alleged defect. If a SARGENT product is modified it may no longer meet industry certification and quality control standards applicable to the original product and is no longer a genuine SARGENT product.

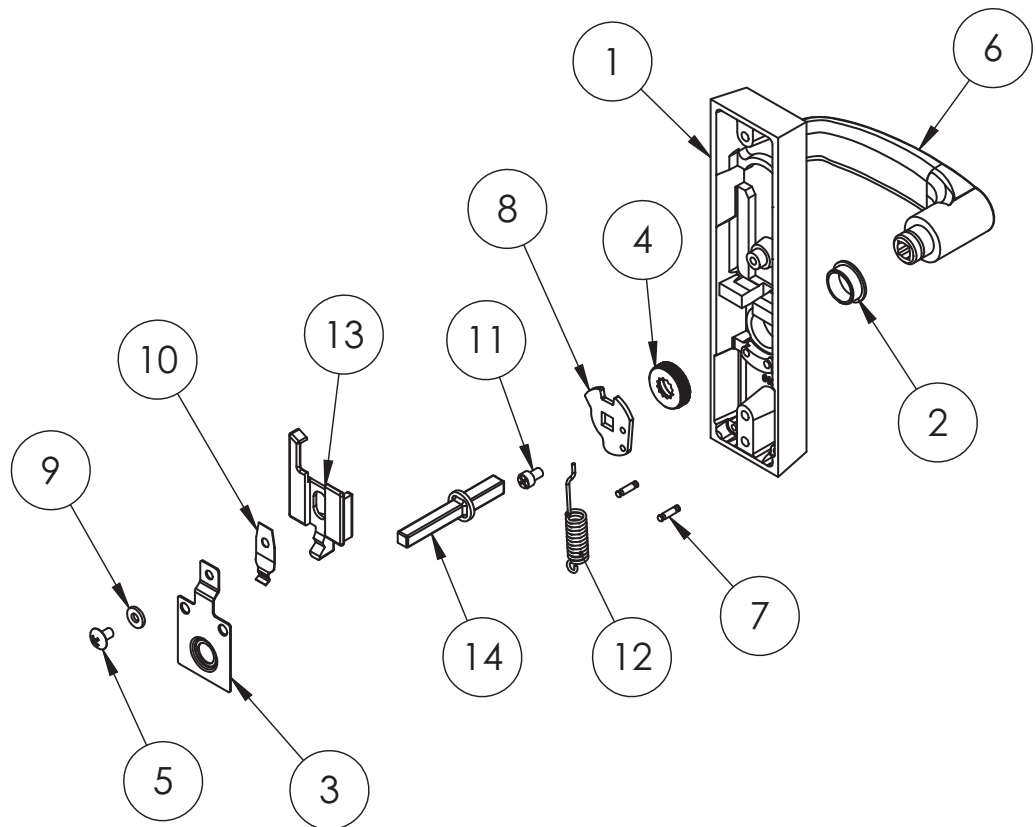
Copyright © 2017-2020, SARGENT Manufacturing Company. All rights reserved. Reproduction in whole or in part without the express written permission of SARGENT Manufacturing Company is prohibited.

Item	Part No.	Description	Qty	Sellable
1	97-0429	ET Case	1	No
2	97-0477	Bushing Insert	1	Yes
3	68-1393	Retaining Plate	1	Yes
4	97-0760	Cap Nut	1	Yes
5	01-1183	Cr-Thms #10-32 X 5/16"	1	Yes
6	—	Lever Handle ^{1,2}	1	Yes
7	01-4507	1/8 X 1/2 Double Ended Groove Pin	2	No
8	97-0528	Hub Plate (Std)	1	Yes
9	97-0557	Fusible Link	1	Yes
10	97-0571	Locking Slide Spring	1	Yes
11	01-1182	Cr-Chms #10-32 X 19/64"	1	Yes
12	97-0425	Hub Spring (Std)	1	Yes
13	97-0356	Locking Slide (713)	1	Yes
14	730-1	Spindle Retrofit Kit (1 3/4" Door)	1	Yes
	730-2	Spindle Retrofit Kit (2" Door)	1	Yes
	730-3	Spindle Retrofit Kit (2 1/4" Door)	1	Yes
Not Shown	01-4451	Thru Bolt #1/4-20 X 2 3/8" (1 3/4" Door)	2	Yes
	01-4372	Thru Bolt #1/4-20 X 2 5/8" (2" Door)	2	Yes
	01-4373	Thru Bolt #1/4-20 X 2 7/8" (2 1/4" Door)	2	Yes

1. Specify finish

2. Specify lever design by hand

Note: 730 kit includes items required to replace the spindle and thru bolts for specified door thickness



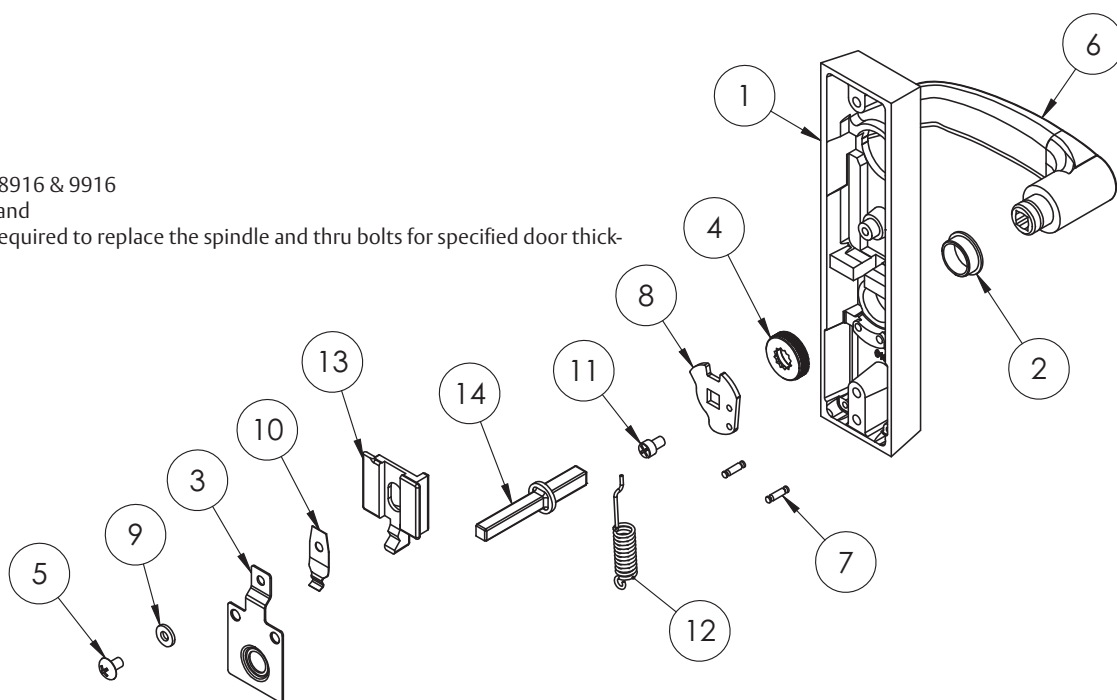
The warranty on SARGENT® products becomes void if the product is modified in any way, regardless of whether the modification causes or contributes to any alleged defect. If a SARGENT product is modified it may no longer meet industry certification and quality control standards applicable to the original product and is no longer a genuine SARGENT product.

Copyright © 2017-2020, SARGENT Manufacturing Company. All rights reserved. Reproduction in whole or in part without the express written permission of SARGENT Manufacturing Company is prohibited.

Item	Part No.	Description	Qty	Sellable
1	97-0427	ET Case	1	No
2	97-0477	Bushing Insert	1	Yes
3	68-1393	Retaining Plate	1	Yes
4	97-0760	Cap Nut	1	Yes
5	01-1183	Cr-Thms #10-32 X 5/16"	1	Yes
6	—	Lever Handle ^{1,3}	1	Yes
7	01-4507	1/8" X 1/2" Double Ended Groove Pin	2	No
8	97-0528	Hub Plate (Std)	1	Yes
9	97-0557	Fusible Link	1	Yes
10	97-0571	Locking Slide Spring	1	Yes
11	01-1182	Cr-Chms #10-32 X 19/64"	1	Yes
12	97-0425	Hub Spring (Std)	1	Yes
Not Shown	—	Cylinder ^{1,2,2a}	1	Yes
	97-0350	Cylinder Collar ¹	1	Yes
	13-0180	Cylinder Nut	1	Yes
	13-0086	Backplate (8816 Only)	1	Yes
	13-0074	Connecting Screw (8816 Only)	2	Yes
	13-0075	Connecting Screw (8816 Only) (2 1/2" Door And Over)	2	Yes
13	97-0439	Locking Slide (716)	1	Yes
14	97-0549	Spindle (1 3/4" Door) (730-1)	1	Yes
	97-0550	Spindle (2" Door) (730-2)	1	Yes
	97-0551	Spindle (2 1/4" Door) (730-3)	1	Yes
Not Shown	01-4451	Thru Bolt #1/4-20 X 2 3/8" (1 3/4" Door)	1	Yes
	01-4372	Thru Bolt #1/4-20 X 2 5/8" (2" Door)	1	Yes
	01-4373	Thru Bolt #1/4-20 X 2 7/8" (2 1/4" Door)	1	Yes

1. Specify finish
2. Specify cylinder size
 - 2a. By keying Requirements
 - 2b. #34 Cylinder for 8816
#46 Mortise cylinder for 8916 & 9916
3. Specify lever design by hand

Note: 730 kit includes items required to replace the spindle and thru bolts for specified door thickness

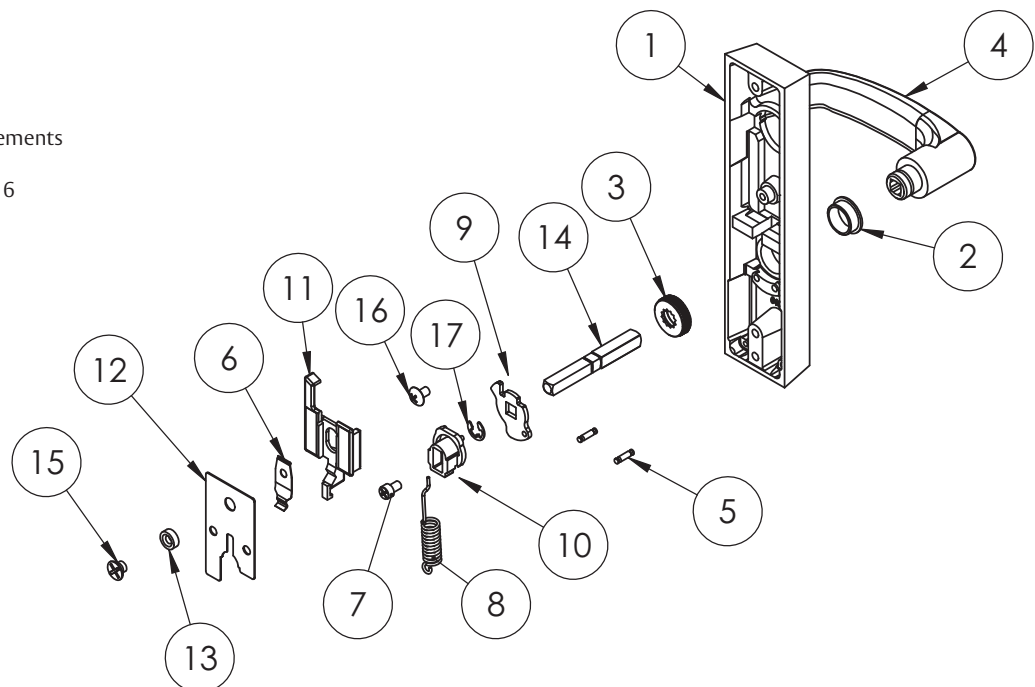


The warranty on SARGENT® products becomes void if the product is modified in any way, regardless of whether the modification causes or contributes to any alleged defect. If a SARGENT product is modified it may no longer meet industry certification and quality control standards applicable to the original product and is no longer a genuine SARGENT product.

Copyright © 2017-2020, SARGENT Manufacturing Company. All rights reserved. Reproduction in whole or in part without the express written permission of SARGENT Manufacturing Company is prohibited.

Item	Part No.	Description	Qty	Sellable
1	97-0428	ET Case	1	No
2	97-0477	Bushing Insert	1	Yes
3	97-0760	Cap Nut	1	Yes
4	—	Lever Handle ^{1,3}	1	Yes
5	01-4507	1/8" X 1/2" Double Ended Groove Pin	2	No
6	97-0347	Locking Slide Spring	1	Yes
7	01-1182	Cr-Chms #10-32 X 19/64"	1	Yes
Not Shown	—	Cylinder ^{1,2}	1	Yes
	97-0350	Collar ¹	1	Yes
	13-0180	Cylinder Nut	1	Yes
	97-0571	Locking Slide Spring		Yes
8	97-0425	Hub Spring (Std)	1	Yes
9	97-0478	Lower Hub Plate	1	Yes
10	97-0479	Spindle Lock	1	Yes
11	97-0475	Locking Slide (743)	1	Yes
12	97-0581	Retaining Plate	1	Yes
13	97-0582	Spacer	1	Yes
14	97-3092	Spindle Assembly (1 3/4" Door)	1	Yes
	97-3093	Spindle Assembly (2" Door)	1	Yes
	97-3094	Spindle Assembly (2 1/4" Door)	1	Yes
15	01-1479	Cr-Fhms #10-32 X 1/2"	1	Yes
16	01-1183	Ct-Thms #10-32 X 5/16"	1	Yes
17	97-0527	E Clip 0.312 Shaft	1	Yes
Not Shown	01-4451	Thru Bolt #1/4-20 X 2 3/8" (1 3/4" Door)	2	Yes
	01-4372	Thru Bolt #1/4-20 X 2 5/8" (2" Door)	2	Yes
	01-4373	Thru Bolt #1/4-20 X 2 7/8" (2 1/4" Door)	2	Yes

1. Specify finish
 2. Specify #41 cylinder by keying requirements
 3. Specify lever design by hand
- Note: 607 kit includes items 6, 11, and 16

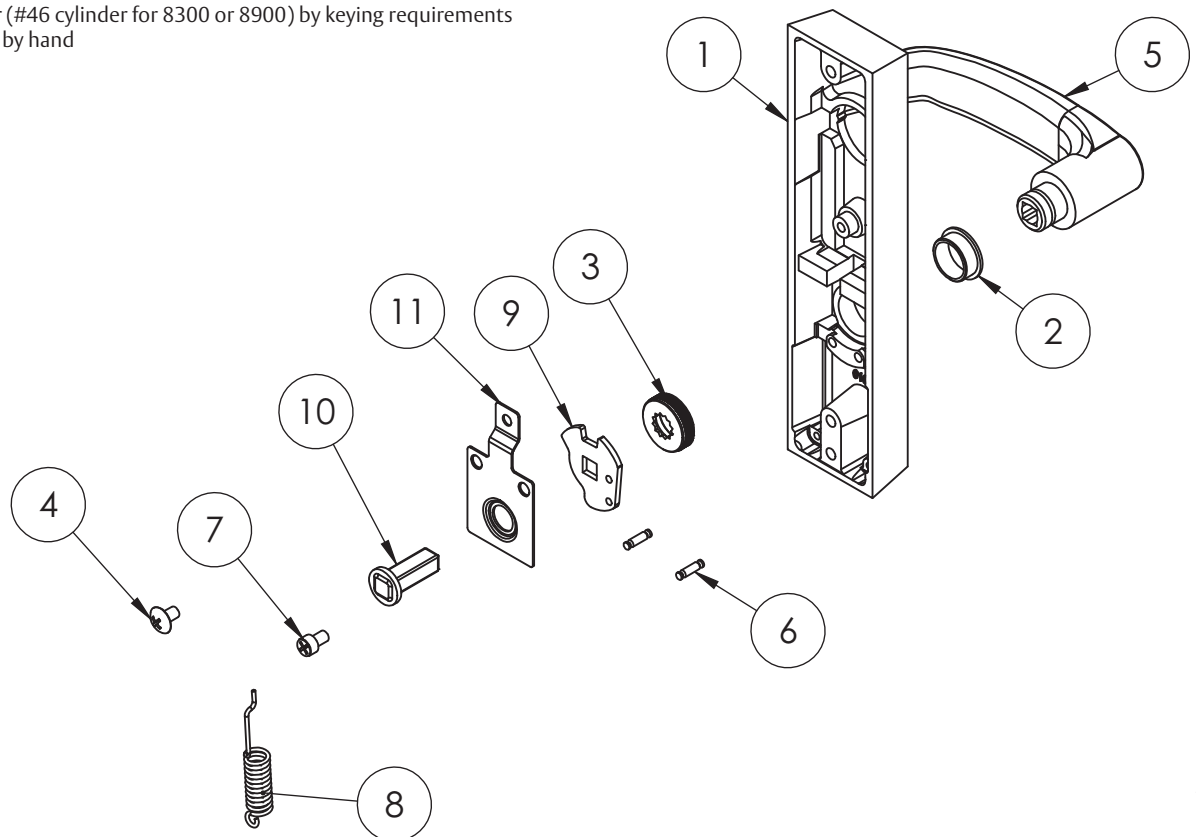


The warranty on SARGENT® products becomes void if the product is modified in any way, regardless of whether the modification causes or contributes to any alleged defect. If a SARGENT product is modified it may no longer meet industry certification and quality control standards applicable to the original product and is no longer a genuine SARGENT product.

Copyright © 2017-2020, SARGENT Manufacturing Company. All rights reserved. Reproduction in whole or in part without the express written permission of SARGENT Manufacturing Company is prohibited.

Item	Part No.	Description	Qty	Sellable
1	97-0429	ET Case (740)	1	No
	97-0427	ET Case (744)	1	No
2	97-0477	Bushing Insert	1	Yes
3	97-0760	Cap Nut	1	Yes
4	01-1183	Cr-Thms #10-32 X 5/16"	1	Yes
5	—	Lever Handle ^{1,2}	1	Yes
6	01-4507	1/8 X 1/2 Double Ended Groove Pin	2	Yes
7	01-1182	Cr-Chms #10-32 X 19/64"	1	Yes
8	97-0425	Hub Spring (Std)	1	Yes
9	97-0528	Hub Plate	1	Yes
10	97-0573	Spindle	1	Yes
11	68-1393	Retaining Plate	1	Yes
Not Shown	—	Rim Cylinder (744 Only) ^{1,2}	1	Yes
	13-0086	Backplate (744 Only)	1	Yes
	13-0074	Connecting Screw (744 Only)	2	Yes
	13-0075	Connecting Screw (744 Only) (2 1/2" Door And Over)	2	Yes
Not Shown	01-4451	Thru Bolt #1/4-20 X 2 3/8" (1 3/4" Door)	2	Yes
	01-4372	Thru Bolt #1/4-20 X 2 5/8" (2" Door)	2	Yes
	01-4373	Thru Bolt #1/4-20 X 2 7/8" (2 1/4" Door)	2	Yes

1. Specify finish
2. Specify #34 cylinder (#46 cylinder for 8300 or 8900) by keying requirements
3. Specify lever design by hand



The warranty on SARGENT® products becomes void if the product is modified in any way, regardless of whether the modification causes or contributes to any alleged defect. If a SARGENT product is modified it may no longer meet industry certification and quality control standards applicable to the original product and is no longer a genuine SARGENT product.

Copyright © 2017-2020, SARGENT Manufacturing Company. All rights reserved. Reproduction in whole or in part without the express written permission of SARGENT Manufacturing Company is prohibited.

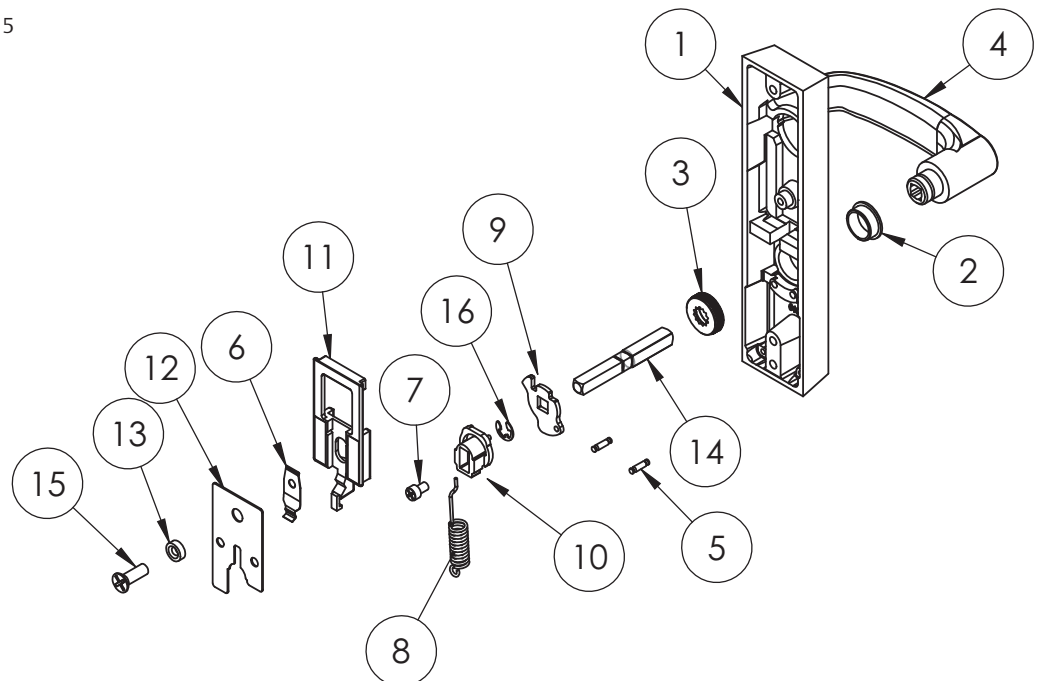
Item	Part No.	Description	Qty	Sellable
1	97-0428	ET Case	1	No
2	97-0477	Bushing Insert	1	Yes
3	97-0760	Cap Nut	1	Yes
4	—	Lever Handle ^{1,3}	1	Yes
5	01-4507	1/8 X 1/2 Double Ended Groove Pin	2	No
6	97-0347	Locking Slide Spring	1	Yes
7	01-1182	Cr-Chms #10-32 X 19/64"	1	Yes
Not Shown	—	Cylinder ^{1,2}	1	Yes
	97-0350	Collar ¹	1	Yes
	13-0180	Cylinder Nut	1	Yes
	97-0571	Locking Slide Spring W/ BI Dyk	1	Yes
8	97-0425	Hub Spring (Std)	1	Yes
9	97-0478	Lower Hub Plate	1	Yes
10	97-0479	Spindle Lock	1	Yes
11	97-0476	Locking Slide (746 Function)	1	Yes
12	97-0581	Retaining Plate	1	Yes
13	97-0582	Spacer	1	Yes
14	97-3092	Spindle Assembly (1 3/4" Door)	1	Yes
	97-3093	Spindle Assembly (2" Door)	1	Yes
	97-3094	Spindle Assembly (2 1/4" Door)	1	Yes
15	01-1183	Cr-Fhms #10-32 X 5/16"	1	Yes
16	97-0527	E Clip 0.312 Shaft	1	Yes
Not Shown	01-4451	Thru Bolt #1/4-20 X 2 3/8" (1 3/4" Door)	2	Yes
	01-4372	Thru Bolt #1/4-20 X 2 5/8" (2" Door)	2	Yes
	01-4373	Thru Bolt #1/4-20 X 2 7/8" (2 1/4" Door)	2	Yes

1. Specify finish

2. Specify #41 cylinder by keying requirements

3. Specify lever design by hand

Note: 607 kit includes items 6, 11, and 15



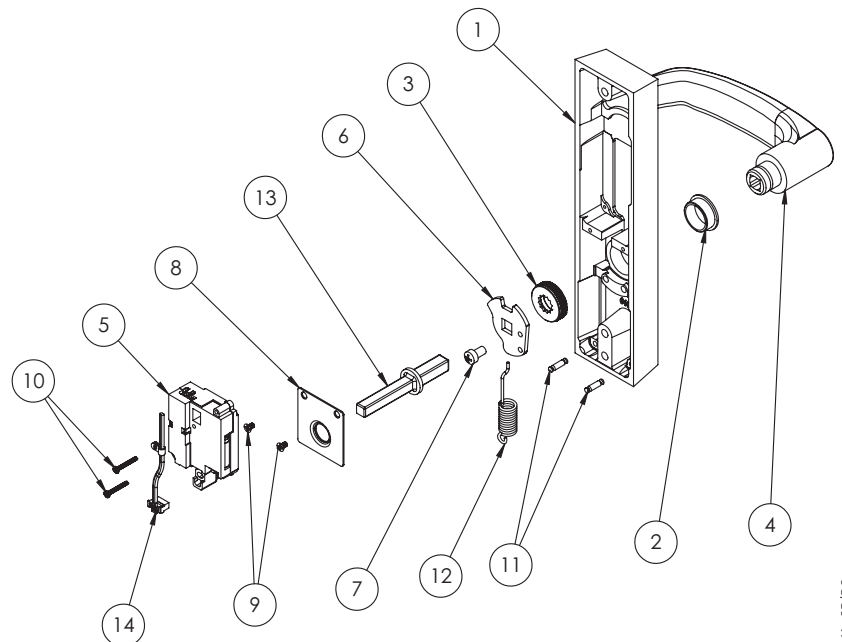
The warranty on SARGENT® products becomes void if the product is modified in any way, regardless of whether the modification causes or contributes to any alleged defect. If a SARGENT product is modified it may no longer meet industry certification and quality control standards applicable to the original product and is no longer a genuine SARGENT product.

Copyright © 2017-2020, SARGENT Manufacturing Company. All rights reserved. Reproduction in whole or in part without the express written permission of SARGENT Manufacturing Company is prohibited.

Experience a safer
and more open world

Item	Part No.	Description	Qty	Sellable
1	97-0853	Electric ET Case W/O Cylinder Prep ¹	1	No
2	97-0477	Bushing Insert	1	Yes
3	97-0760	Cap Nut	1	Yes
4	—	Lever Handle ^{1,2}	1	Yes
5	68-7546	Motor Actuator Assembly	1	Yes
6	97-0528	Hub Plate (STD)	1	Yes
7	01-1182	Cr-Chms #10-32 X 19/64"	1	Yes
8	97-0852	Retainer Plate, Electrical Function	1	Yes
9	01-4410	#4-40 X 1/4" Ph Flat Head Machine Screw	2	Yes
10	01-4383	#2-56 X 5/8" Ph Pan Head Machine Screw	2	Yes
11	01-4507	1/8 x 1/2 Double Ended Groove Pin	2	No
12	97-0425	Hub Spring (STD)	1	Yes
13	97-0549	Spindle (1-3/4" Door)	1	Yes
	97-0550	Spindle (2" Door)	1	
	97-0551	Spindle (2-1/4" Door)	1	
14	52-5660	Ecoflex Et Harness F.Safe/F.Secure	1	Yes
	52-5659	Ecoflex ET Harness H1, H2, M1	1	Yes
	52-5654	Ecoflex ET Harness KP, G1.5,	1	Yes
	52-5657	Ecoflex ET Harness P1, P2, IN120, IN220	1	Yes
	52-5655	Ecoflex ET Harness S Series	1	Yes
	52-5656	Ecoflex ET Harness PG	1	Yes
	52-5658	Ecoflex ET Harness N2	1	Yes
	52-5652	Ecoflex ET Harness IN100	1	Yes
Not Shown	01-4451	Thru Bolt #1/4-20 X 2 3/8" (1 3/4" Door)	2	Yes
	01-4372	Thru Bolt #1/4-20 X 2 5/8" (2" Door)	2	Yes
	01-4373	Thru Bolt #1/4-20 X 2 7/8" (2 1/4" Door)	2	Yes

1. Specify finish
 2. Specify lever design by hand

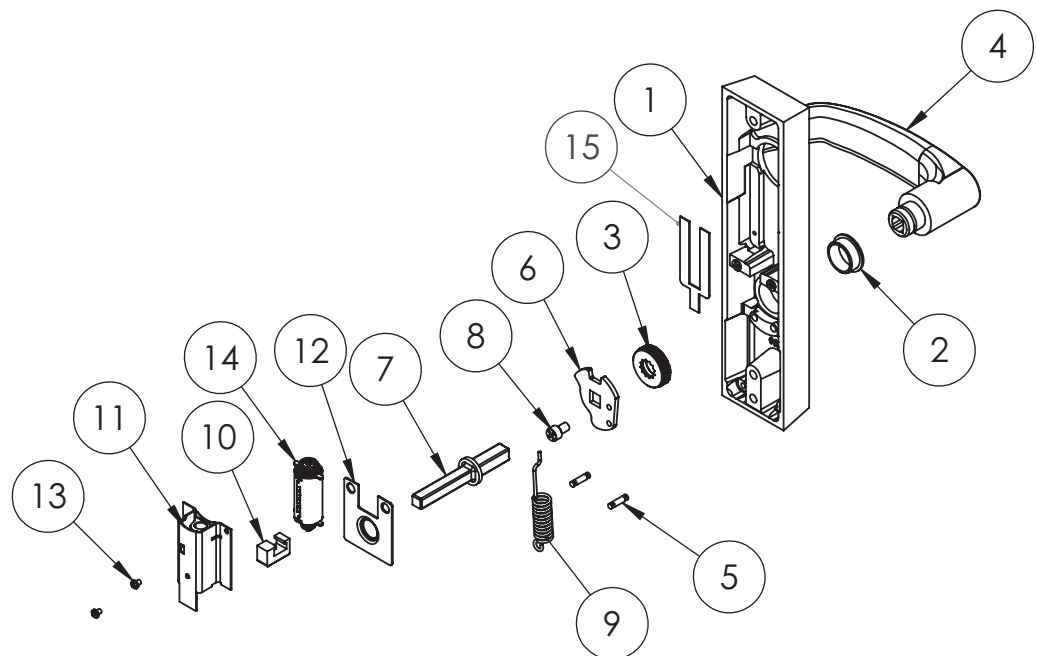


The warranty on SARGENT® products becomes void if the product is modified in any way, regardless of whether the modification causes or contributes to any alleged defect. If a SARGENT product is modified it may no longer meet industry certification and quality control standards applicable to the original product and is no longer a genuine SARGENT product.

Copyright © 2017-2020, SARGENT Manufacturing Company. All rights reserved. Reproduction in whole or in part without the express written permission of SARGENT Manufacturing Company is prohibited.

Item	Part No.	Description	Qty	Sellable
1	97-0574	ET Case	1	No
2	97-0477	Bushing Insert	1	Yes
3	97-0760	Cap Nut	1	Yes
4	—	Lever Handle ^{1,2}	1	Yes
5	01-4507	1/8" X 1/2" Double Ended Groove Pin	2	No
6	97-0528	Hub Plate	1	Yes
7	97-0549	Spindle (1 3/4" Door)	1	Yes
	97-0550	Spindle (2" Door)	1	
	97-0551	Spindle (2 1/4" Door)	1	
8	01-1182	Cr-Chms #10-32 X 19/64"	1	Yes
9	97-0425	Hub Spring (Std)	1	Yes
10	97-0329	Locking Tail	1	No
11	97-3932	Solenoid Cover Assembly (Fail Secure)	1	No
12	68-1402	Retainer Plate, Electrical Function	1	No
13	01-3563	Machine Screw #5-40 X 1/4"	2	No
14	52-3287	24V Pull Solenoid & Bridge Assy, Exit Trim	1	No
	52-3289	24V Push Solenoid & Bridge Assy, Exit Trim	1	No
15	97-0799	Fork	1	Yes
Not Shown	01-4451	Thru Bolt #1/4-20 X 2 3/8" (1 3/4" Door)	2	Yes
	01-4372	Thru Bolt #1/4-20 X 2 5/8" (2" Door)	2	
	01-4373	Thru Bolt #1/4-20 X 2 7/8" (2 1/4" Door)	2	

1. Specify finish
2. Specify lever design by hand

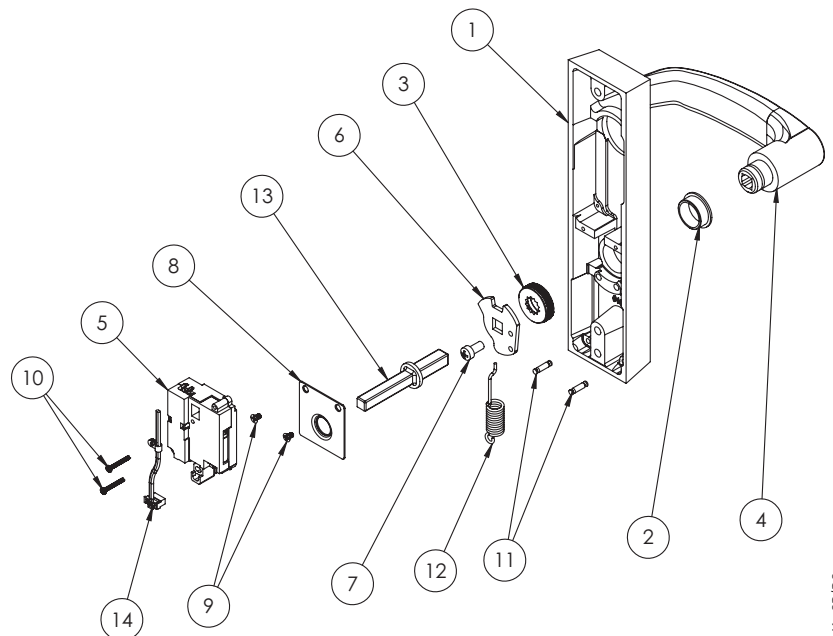


The warranty on SARGENT® products becomes void if the product is modified in any way, regardless of whether the modification causes or contributes to any alleged defect. If a SARGENT product is modified it may no longer meet industry certification and quality control standards applicable to the original product and is no longer a genuine SARGENT product.

Copyright © 2017-2020, SARGENT Manufacturing Company. All rights reserved. Reproduction in whole or in part without the express written permission of SARGENT Manufacturing Company is prohibited.

Item	Part No.	Description	Qty	Sellable
1	97-0851	Electric ET Case W/ Cylinder Prep ¹	1	No
2	97-0477	Bushing Insert	1	Yes
3	97-0760	Cap Nut	1	Yes
4	—	Lever Handle ^{1,2}	1	Yes
5	68-7546	Motor Actuator Assembly	1	Yes
6	97-0528	Hub Plate (STD)	1	Yes
7	01-1182	Cr-Chms #10-32 X 19/64"	1	Yes
8	97-0852	Retainer Plate, Electrical Function	1	Yes
9	01-4410	#4-40 X 1/4" Ph Flat Head Machine Screw	2	Yes
10	01-4383	#2-56 X 5/8" Ph Pan Head Machine Screw	2	Yes
11	01-4507	1/8 x 1/2 Double Ended Groove Pin	2	No
12	97-0425	Hub Spring (STD)	1	Yes
13	97-0549	Spindle (1-3/4" Door)	1	Yes
	97-0550	Spindle (2" Door)	1	
	97-0551	Spindle (2-1/4" Door)	1	
14	52-5660	Ecoflex Et Harness F.Safe/F.Secure	1	Yes
	52-5659	Ecoflex ET Harness H1, H2, M1	1	Yes
	52-5654	Ecoflex ET Harness KP, G1.5,	1	Yes
	52-5657	Ecoflex ET Harness P1, P2, IN120, IN220	1	Yes
	52-5655	Ecoflex ET Harness S Series	1	Yes
	52-5656	Ecoflex ET Harness PG	1	Yes
	52-5658	Ecoflex ET Harness N2	1	Yes
	52-5652	Ecoflex ET Harness IN100	1	Yes
Not Shown	01-4451	Thru Bolt #1/4-20 X 2 3/8" (1 3/4" Door)	2	Yes
	01-4372	Thru Bolt #1/4-20 X 2 5/8" (2" Door)	2	Yes
	01-4373	Thru Bolt #1/4-20 X 2 7/8" (2 1/4" Door)	2	Yes

1. Specify finish
2. Specify lever design by hand
3. Specify #46 cylinder by keying requirements



The warranty on SARGENT® products becomes void if the product is modified in any way, regardless of whether the modification causes or contributes to any alleged defect. If a SARGENT product is modified it may no longer meet industry certification and quality control standards applicable to the original product and is no longer a genuine SARGENT product.

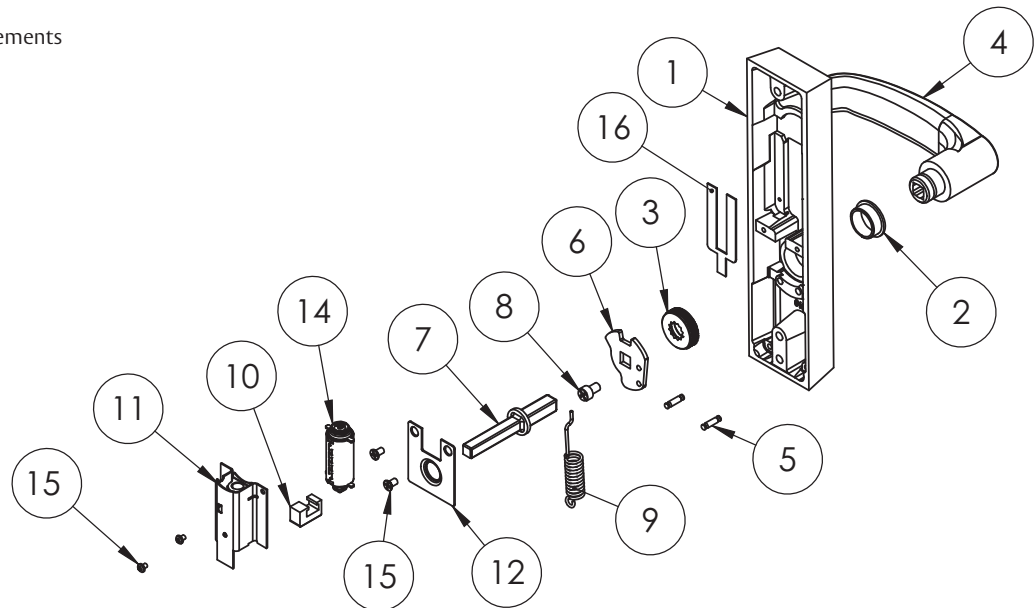
Copyright © 2017-2020, SARGENT Manufacturing Company. All rights reserved. Reproduction in whole or in part without the express written permission of SARGENT Manufacturing Company is prohibited.

700 Series ET, 775 & 776
(Manufactured before 2018)

SARGENT
ASSA ABLOY

Item	Part No.	Description	Qty	Sellable
1	97-0574	ET Case	1	No
2	97-0477	Bushing Insert	1	Yes
3	97-0760	Cap Nut	1	Yes
4	—	Lever Handle ^{1,2}	1	Yes
5	01-4507	1/8 X 1/2 Double Ended Groove Pin	2	No
6	97-0528	Hub Plate	1	Yes
7	97-0549	Spindle (1 3/4" Door)	1	Yes
	97-0550	Spindle (2" Door)	1	Yes
	97-0551	Spindle (2 1/4" Door)	1	Yes
Not Shown	—	Cylinder ^{1,3}	1	Yes
	13-0086	Backplate	1	Yes
	13-0074	Connecting Screw	2	Yes
	13-0075	Connecting Screw (2 1/2" Door And Over)	2	Yes
8	01-1182	CR-CHMS #10-32 X .297	1	Yes
9	97-0425	Hub Spring (Std)	1	Yes
10	97-0329	Locking Tail	1	No
11	97-3932	Solenoid Cover	1	No
12	68-1402	Retainer Plate, Electrical Function	1	No
13	01-1154	#6-32 X 1/4" PH Flat Undercut Ms	2	No
14	52-3287	24V Pull Solenoid & Bridge Assy, Exit Trim	1	No
	52-3289	24V Push Solenoid & Bridge Assy, Exit Trim	1	No
	52-3288	12V Pull Solenoid & Bridge Assy, Exit Trim	1	No
	52-3290	12V Push Solenoid & Bridge Assy, Exit Trim	1	No
15	01-4560	#3-48 X 1/8" Pan CR-Ohms	2	No
16	97-0799	Fork	1	Yes
Not Shown	01-4451	Thru Bolt #1/4-20 X 2 3/8" (1 3/4" Door)	2	Yes
	01-4372	Thru Bolt #1/4-20 X 2 5/8" (2" Door)	2	Yes
	01-4373	Thru Bolt #1/4-20 X 2 7/8" (2 1/4" Door)	2	Yes

1. Specify finish
2. Specify lever design by hand
3. Specify #46 cylinder by keying requirements



The warranty on SARGENT® products becomes void if the product is modified in any way, regardless of whether the modification causes or contributes to any alleged defect. If a SARGENT product is modified it may no longer meet industry certification and quality control standards applicable to the original product and is no longer a genuine SARGENT product.

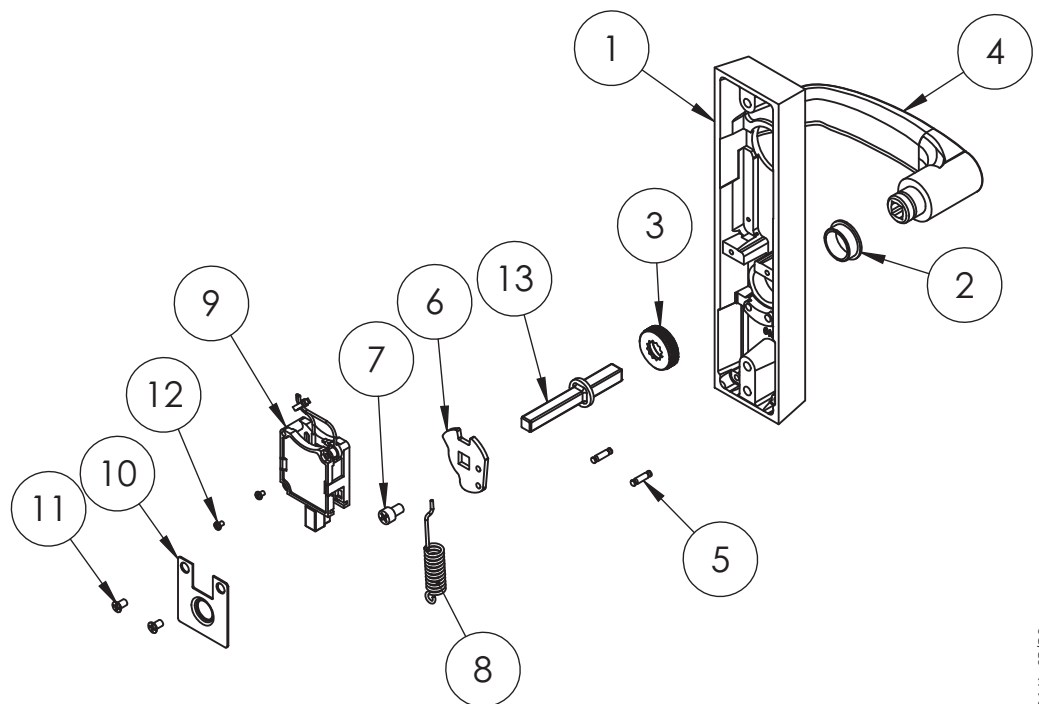
Copyright © 2017-2020, SARGENT Manufacturing Company. All rights reserved. Reproduction in whole or in part without the express written permission of SARGENT Manufacturing Company is prohibited.

700 Series ET, 777
(Manufactured before 2018)

SARGENT
ASSA ABLOY

Item	Part No.	Description	Qty	Sellable
1	97-0574	Electric ET Case W/ Cylinder Prep	1	No
2	97-0477	Bushing Insert	1	Yes
3	97-0760	Cap Nut	1	Yes
4	—	Lever Handle ^{1,3}	1	Yes
5	01-4507	1/8 X 1/2 Double Ended Groove Pin	2	No
Not Shown	—	Cylinder ^{1,2}	1	Yes
6	97-0528	Hub Plate (Std)	1	Yes
7	01-1182	Cr-Chms #10-32 X 19/64"	1	Yes
8	97-0425	Hub Spring (Std)	1	Yes
9	52-2556	Motor & Housing Assembly	1	No
10	68-1402	Retainer Plate, Electrical Function	1	No
11	01-1154	#6-32 X 1/4" Ph Flat Head Machine Screw	2	No
12	01-4540	#3-48 X 5/8" Ph Pan Head Machine Screw	2	No
13	97-0549	Spindle (1 3/4" Door)	1	Yes
	97-0550	Spindle (2" Door)	1	Yes
	97-0551	Spindle (2 1/4" Door)	1	Yes
Not Shown	01-4451	Thru Bolt #1/4-20 X 2 3/8" (1 3/4" Door)	2	Yes
	01-4372	Thru Bolt #1/4-20 X 2 5/8" (2" Door)	2	Yes
	01-4373	Thru Bolt #1/4-20 X 2 7/8" (2 1/4" Door)	2	Yes

1. Specify finish
2. Specify #46 cylinder by keying requirements
3. Specify lever design by hand



The warranty on SARGENT® products becomes void if the product is modified in any way, regardless of whether the modification causes or contributes to any alleged defect. If a SARGENT product is modified it may no longer meet industry certification and quality control standards applicable to the original product and is no longer a genuine SARGENT product.

Copyright © 2017-2020, SARGENT Manufacturing Company. All rights reserved. Reproduction in whole or in part without the express written permission of SARGENT Manufacturing Company is prohibited.

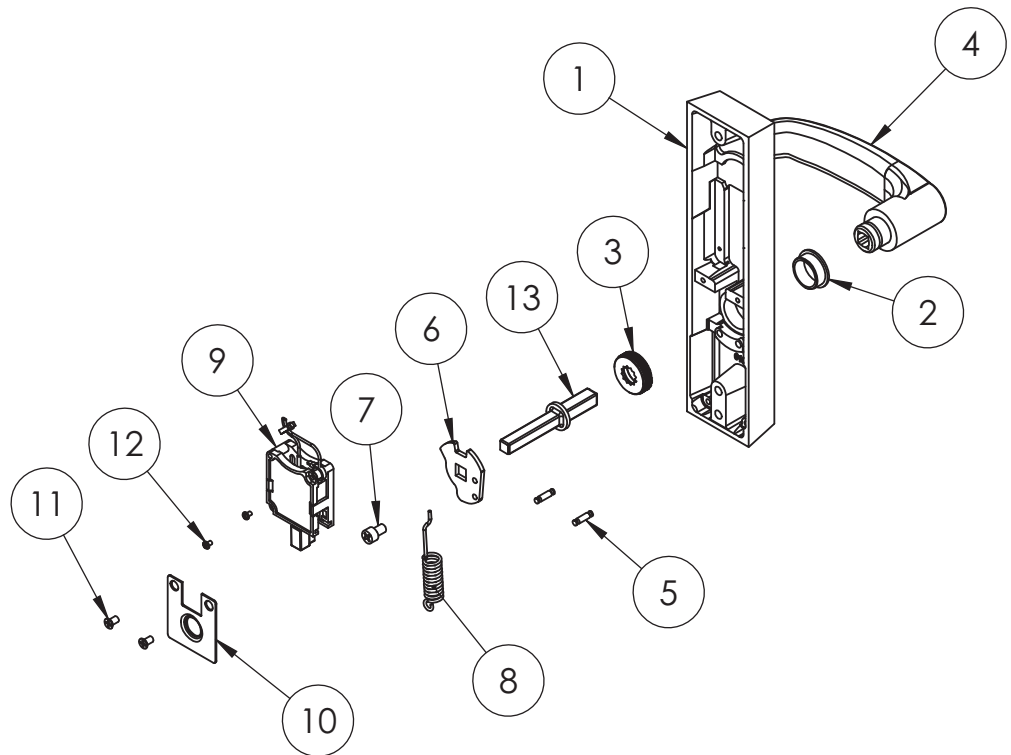
Experience a safer
and more open world

117

A8231-K 02/20

Item	Part No.	Description	Qty	Sellable
1	97-0575	Electric ET Case W/O Cylinder Prep ¹	1	No
2	97-0477	Bushing Insert	1	Yes
3	97-0760	Cap Nut	1	Yes
4	—	Lever Handle ^{1,2}	1	Yes
5	01-4507	1/8" X 1/2" Double Ended Groove Pin	2	No
6	97-0528	Hub Plate (Std)	1	Yes
7	01-1182	Cr-Chms #10-32 X 19/64"	1	Yes
8	97-0425	Hub Spring (Std)	1	Yes
9	52-2556	Motor & Housing Assembly	1	No
10	68-1402	Retainer Plate, Electrical Function	1	No
11	01-1154	#6-32 X 1/4" Ph Flat Head Machine Screw	2	No
12	01-4540	#3-48 X 5/8" Ph Pan Head Machine Screw	2	No
13	97-0549	Spindle (1 3/4" Door)	1	Yes
	97-0550	Spindle (2" Door)	1	Yes
	97-0551	Spindle (2 1/4" Door)	1	Yes
Not Shown	01-4451	Thru Bolt #1/4-20 X 2 3/8" (1 3/4" Door)	2	Yes
	01-4372	Thru Bolt #1/4-20 X 2 5/8" (2" Door)	2	Yes
	01-4373	Thru Bolt #1/4-20 X 2 7/8" (2 1/4" Door)	2	Yes

1. Specify finish
2. Specify lever design by hand



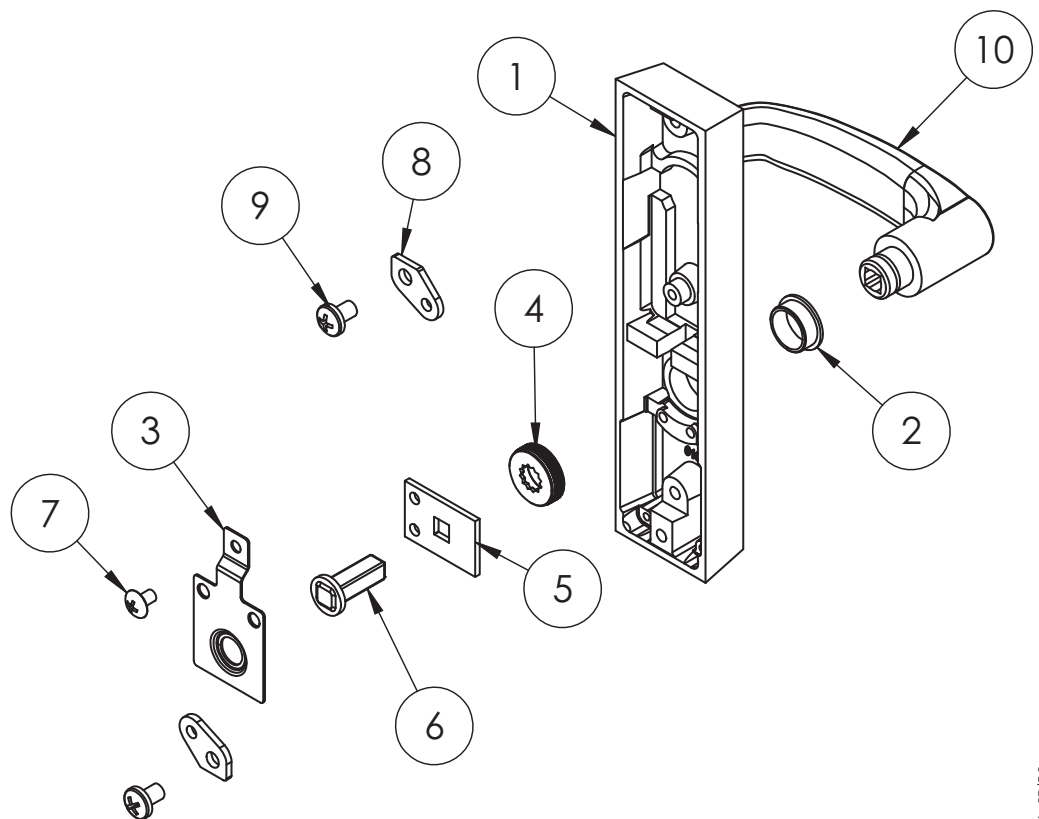
The warranty on SARGENT® products becomes void if the product is modified in any way, regardless of whether the modification causes or contributes to any alleged defect. If a SARGENT product is modified it may no longer meet industry certification and quality control standards applicable to the original product and is no longer a genuine SARGENT product.

Copyright © 2017-2020, SARGENT Manufacturing Company. All rights reserved. Reproduction in whole or in part without the express written permission of SARGENT Manufacturing Company is prohibited.

Item	Part No.	Description	Qty	Sellable
1	97-0435	ET Case, Off-Set Mounting ¹	1	No
2	97-0477	Bushing Insert	1	Yes
3	68-1393	Retaining Plate	1	Yes
4	97-0760	Cap Nut	1	Yes
5	97-0522	Hub Plate (704/710)	1	Yes
6	97-0573	Spindle (704/710)	1	Yes
7	01-1183	Cr-Thms #10-32 X 5/16"	1	Yes
8	68-0853	Bracket	2	Yes
9	01-1478	Cr Pan Hd Mach Screw #1/4-20 X 3/8"	2	Yes
10	—	Lever Handle ^{1,2}	1	Yes
Not Shown	01-4451	Thru Bolt #1/4-20 X 2 3/8" (1 3/4" Door)	2	Yes
	01-4372	Thru Bolt #1/4-20 X 2 5/8" (2" Door)	2	Yes
	01-4373	Thru Bolt #1/4-20 X 3 7/8" (2 1/4" Door)	2	Yes

1. Specify finish

2. Specify lever design by hand



The warranty on SARGENT® products becomes void if the product is modified in any way, regardless of whether the modification causes or contributes to any alleged defect. If a SARGENT product is modified it may no longer meet industry certification and quality control standards applicable to the original product and is no longer a genuine SARGENT product.

Copyright © 2017-2020, SARGENT Manufacturing Company. All rights reserved. Reproduction in whole or in part without the express written permission of SARGENT Manufacturing Company is prohibited.

Item	Part No.	Description	Qty	Sellable
1	97-0436	ET Case, Off-Set Mounting	1	No
2	97-0477	Bushing Insert	1	Yes
3	68-1393	Retaining Plate	1	Yes
4	97-0760	Cap Nut	1	Yes
5	01-1027	Ph Fl U'cut Ms #10-24 X 3/8"	1	Yes
6	01-1183	Cr-Thms #10-32 X 5/16"	1	Yes
7	—	Lever Handle ^{1,3}	1	Yes
Not Shown	—	Cylinder Assembly ^{1,2}	1	Yes
	97-0350	Collar ¹	1	Yes
	13-0180	Cylinder Nut	1	Yes
8	01-4507	1/8" X 1/2" Double Ended Groove Pin	2	No
9	97-0528	Hub Plate (Std)	1	Yes
10	97-0557	Fusible Link	1	Yes
11	97-0571	Locking Slide Spring	1	Yes
12	01-1182	Cr-Chms #10-32 X 19/64"	1	Yes
13	97-0425	Hub Spring (Std)	1	Yes
14	97-0355	Locking Slide (706)	1	Yes
	97-0356	Locking Slide (713)	1	Yes
15	97-0558	Slide Support	1	No
16	97-0563	Spring Support	1	No
17	97-0564	Return Spring	1	No
18	68-0852	Cam 700-4	1	Yes
19	68-0853	Bracket	2	Yes
20	01-1478	Cr Pan Hd Mach Screw #1/4-20 X 3/8"	2	Yes
21	97-0549	Spindle (1 3/4" Door) (730-4)	1	Yes
	97-0550	Spindle (2" Door) (730-5)	1	Yes
	97-0551	Spindle (2 1/4" Door) (730-6)	1	Yes
Not Shown	01-4451	Thru Bolt #1/4-20 X 2 3/8" (1 3/4" Door)	2	Yes
	01-4372	Thru Bolt #1/4-20 X 2 5/8" (2" Door)	2	Yes
	01-4373	Thru Bolt #1/4-20 X 2 7/8" (2 1/4" Door)	2	Yes

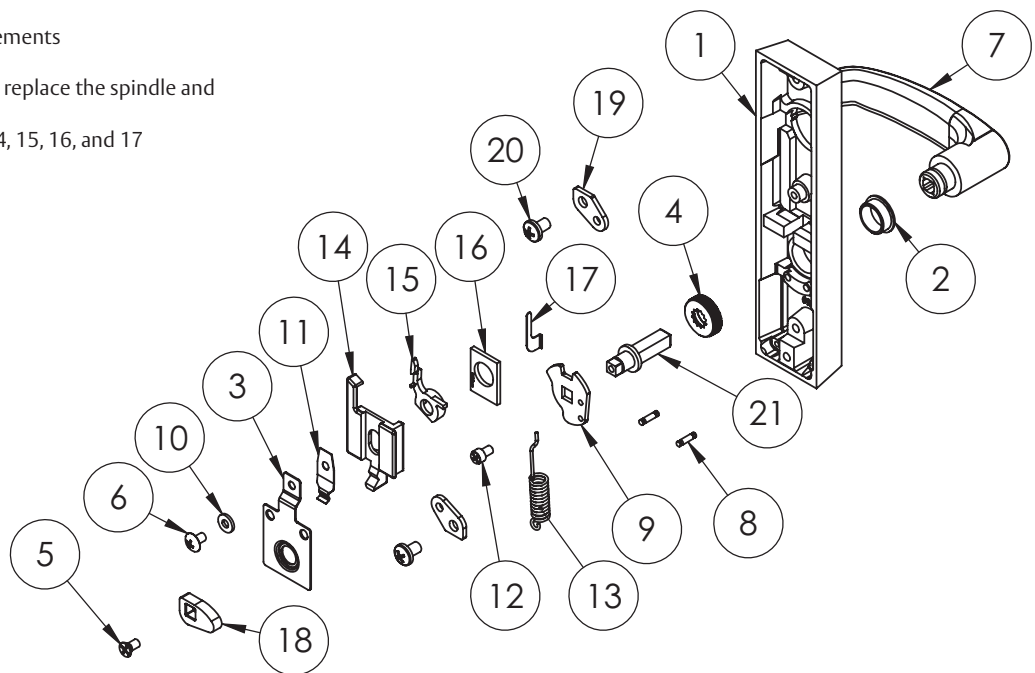
1. Specify finish

2. Specify #41 cylinder by keying requirements

3. Specify lever design by hand

Note: 730 kit includes items required to replace the spindle and thru bolts for specified door thickness

Note: 607 kit includes items 6, 10, 11, 14, 15, 16, and 17



The warranty on SARGENT® products becomes void if the product is modified in any way, regardless of whether the modification causes or contributes to any alleged defect. If a SARGENT product is modified it may no longer meet industry certification and quality control standards applicable to the original product and is no longer a genuine SARGENT product.

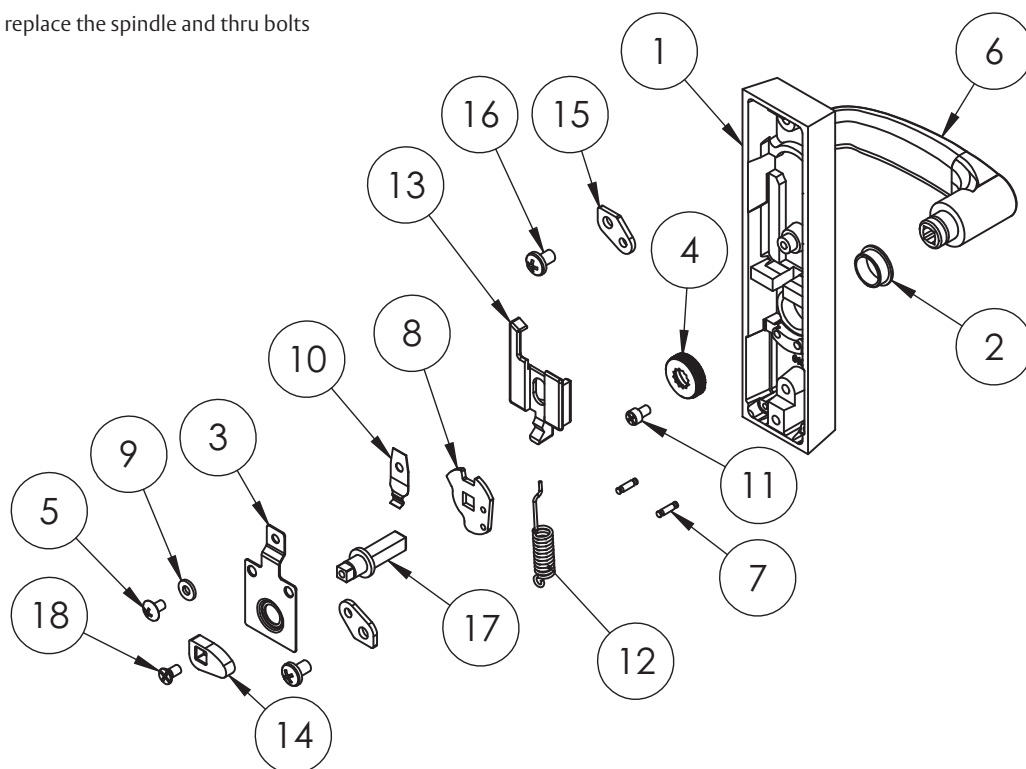
Copyright © 2017-2020, SARGENT Manufacturing Company. All rights reserved. Reproduction in whole or in part without the express written permission of SARGENT Manufacturing Company is prohibited.

Item	Part No.	Description	Qty	Sellable
1	97-0435	ET Case, Off-Set Mounting	1	No
2	97-0477	Bushing Insert	1	Yes
3	68-1393	Retaining Plate	1	Yes
4	97-0760	Cap Nut	1	Yes
5	01-1183	Cr-Thms #10-32 X 5/16"	1	Yes
6	—	Lever Handle ^{1,2}	1	Yes
7	01-4507	1/8 X 1/2 Double Ended Groove Pin	2	No
8	97-0528	Hub Plate (Std)	1	Yes
9	97-0557	Fusible Link	1	Yes
10	97-0571	Locking Slide Spring	1	Yes
11	01-1182	Cr-Chms #10-32 X 19/64"	1	Yes
12	97-0425	Hub Spring (Std)	1	Yes
13	97-0356	Locking Slide (713)	1	Yes
14	68-0852	Cam 700-4	1	Yes
15	68-0853	Bracket	2	Yes
16	01-1478	Cr Pan Hd Mach Screw #1/4-20 X 3/8"	2	Yes
17	730-4	Spindle Retrofit Kit (1 3/4" Door)	1	Yes
	730-5	Spindle Retrofit Kit (2" Door)	1	Yes
	730-6	Spindle Retrofit Kit (2 1/4" Door)	1	Yes
18	01-1027	Cr-Fhms #10-24 X 3/8"	1	Yes
Not Shown	01-4451	Thru Bolt #1/4-20 X 2 3/8" (1 3/4" Door)	2	Yes
	01-4372	Thru Bolt #1/4-20 X 2 5/8" (2" Door)	2	Yes
	01-4373	Thru Bolt #1/4-30 X 2 7/8" (2 1/4" Door)	2	Yes

1. Specify finish

2. Specify lever design by hand

Note: 730 kit includes items required to replace the spindle and thru bolts for specified door thickness



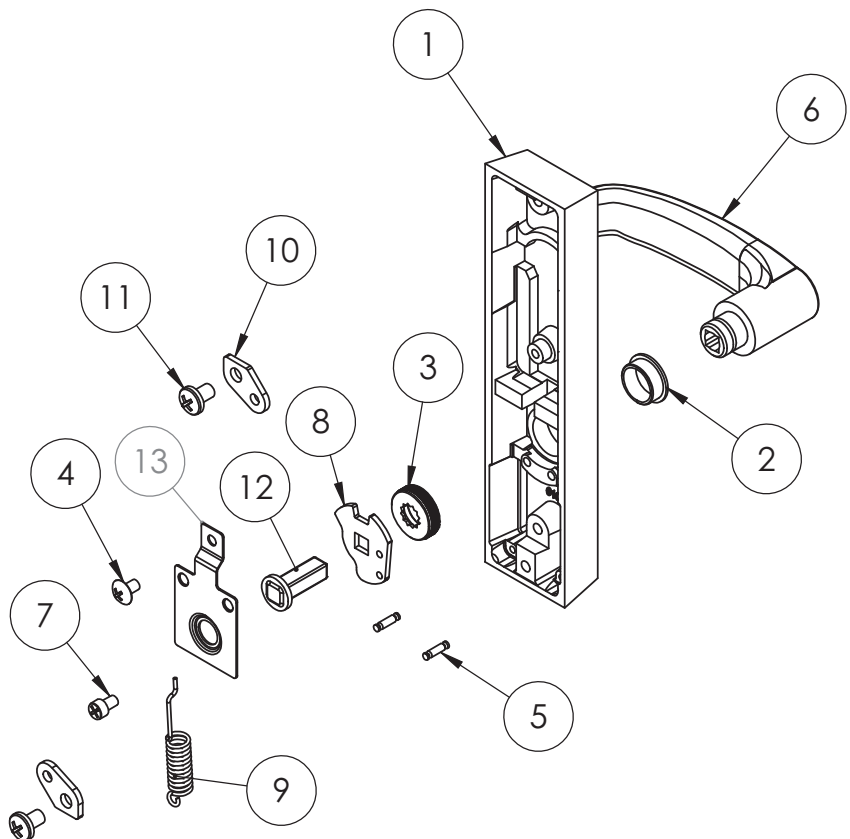
The warranty on SARGENT® products becomes void if the product is modified in any way, regardless of whether the modification causes or contributes to any alleged defect. If a SARGENT product is modified it may no longer meet industry certification and quality control standards applicable to the original product and is no longer a genuine SARGENT product.

Copyright © 2017-2020, SARGENT Manufacturing Company. All rights reserved. Reproduction in whole or in part without the express written permission of SARGENT Manufacturing Company is prohibited.

Item	Part No.	Description	Qty	Sellable
1	97-0435	ET Case, Off-Set Mounting ¹	1	No
2	97-0477	Bushing Insert	1	Yes
3	97-0760	Cap Nut	1	Yes
4	01-1183	Cr-Thms #10-32 X 5/16"	1	Yes
5	01-4507	1/8 X 1/2 Double Ended Groove Pin	2	No
6	—	Lever Handle ^{1,2}	1	Yes
7	01-1182	Cr-Chms #10-32 X 19/64"	1	Yes
8	97-0528	Hub Plate	1	Yes
9	97-0425	Hub Spring (Std)	1	Yes
10	68-0853	Bracket	2	Yes
11	01-1478	Cr Pan Hd Mach Screw #1/4-20 X 3/8"	2	Yes
12	97-0573	Spindle	1	Yes
13	68-1393	Retaining Plate	1	Yes
Not Shown	01-4451	Thru Bolt #1/4-20 X 2 3/8" (1 3/4" Door)	2	Yes
	01-4372	Thru Bolt #1/4-20 X 2 5/8" (2" Door)	2	Yes
	01-4373	Thru Bolt #1/4-20 X 2 7/8" (2 1/4" Door)	2	Yes

1. Specify finish

2. Specify lever design by hand



The warranty on SARGENT® products becomes void if the product is modified in any way, regardless of whether the modification causes or contributes to any alleged defect. If a SARGENT product is modified it may no longer meet industry certification and quality control standards applicable to the original product and is no longer a genuine SARGENT product.

Copyright © 2017-2020, SARGENT Manufacturing Company. All rights reserved. Reproduction in whole or in part without the express written permission of SARGENT Manufacturing Company is prohibited.

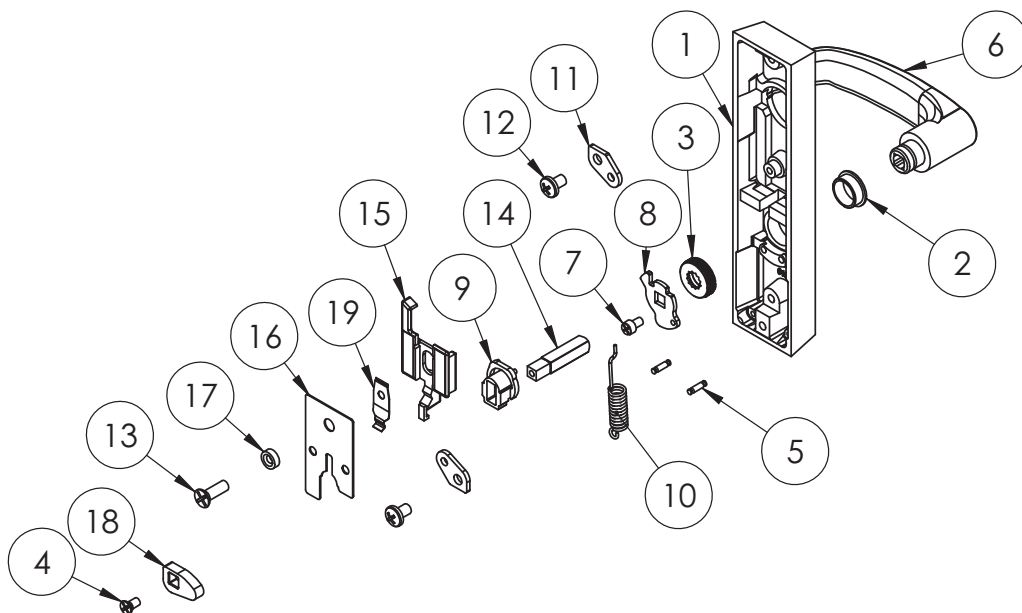
Item	Part No.	Description	Qty	Sellable
1	97-0436	ET Case, Off-Set Mounting	1	No
2	97-0477	Bushing Insert	1	Yes
3	97-0760	Cap Nut	1	Yes
4	01-1027	Cr-Fhms #10-24 X 3/8"	1	Yes
5	01-4507	1/8 X 1/2 Double Ended Groove Pin	2	No
6	—	Lever Handle ^{1,3}	1	Yes
7	01-1182	Cr-Chms #10-32 X 19/64"	1	Yes
Not Shown	—	Cylinder ^{1,2}	1	Yes
	97-0350	Collar ¹	1	Yes
	13-0180	Cylinder Nut	1	Yes
8	97-0478	Lower Hub Plate	1	Yes
9	97-0479	Spindle Lock	1	Yes
10	97-0425	Hub Spring (Std)	1	Yes
11	68-0853	Bracket	2	Yes
12	01-1478	Cr Pan Hd Ms #1/4-20 X 3/8"	2	Yes
13	01-1183	Cr-Fhms #10-32 X 5/16"	1	Yes
14	97-3098	Spindle Assembly (1 3/4" Door)	1	Yes
	97-3099	Spindle Assembly (2" Door)	1	Yes
	97-3100	Spindle Assembly (2 1/4" Door)	1	Yes
15	97-0475	Locking Slide (743)	1	Yes
16	97-0581	Retaining Plate	1	Yes
17	97-0582	Spacer	1	Yes
18	68-0852	Cam 700-4	1	Yes
19	97-0347	Locking Slide Spring	1	Yes
Not Shown	01-4451	Thru Bolt #1/4-20 X 2 3/8" (1 3/4" Door)	2	Yes
	01-4372	Thru Bolt #1/4-20 X 2 5/8" (2" Door)	2	Yes
	01-4373	Thru Bolt #1/4-20 X 2 7/8" (2 1/4" Door)	2	Yes

1. Specify finish

2. Specify #41 cylinder by keying requirements

3. Specify lever design by hand

Note: 607 kit includes items 13, 15, 17 and 19



The warranty on SARGENT® products becomes void if the product is modified in any way, regardless of whether the modification causes or contributes to any alleged defect. If a SARGENT product is modified it may no longer meet industry certification and quality control standards applicable to the original product and is no longer a genuine SARGENT product.

Copyright © 2017-2020, SARGENT Manufacturing Company. All rights reserved. Reproduction in whole or in part without the express written permission of SARGENT Manufacturing Company is prohibited.

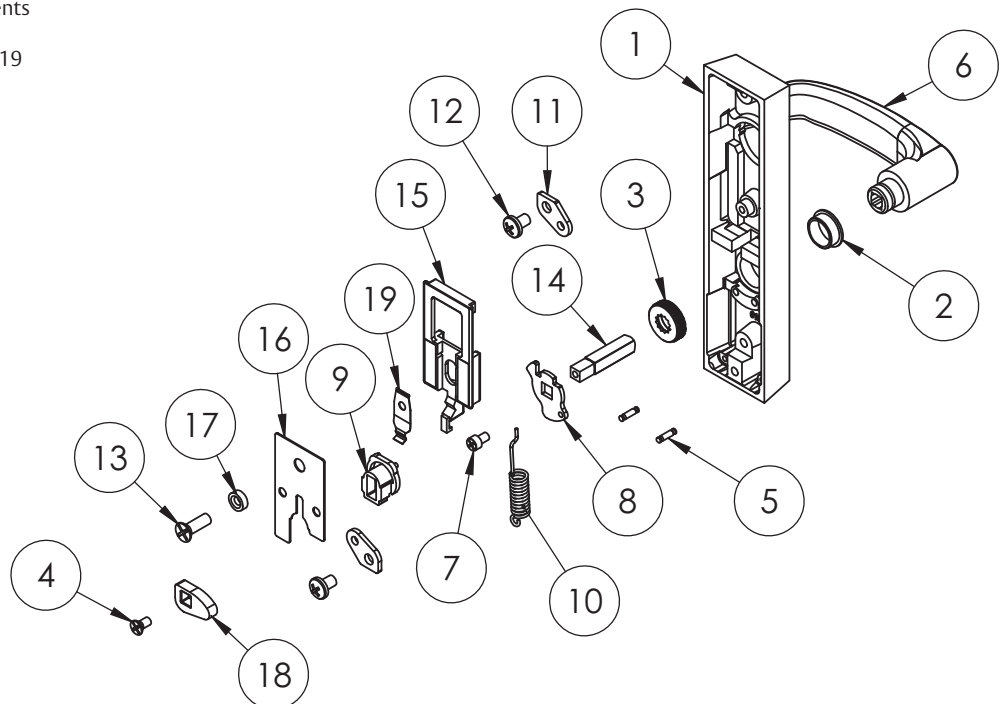
Item	Part No.	Description	Qty	Sellable
1	97-0436	ET Case, Off-Set Mounting	1	No
2	97-0477	Bushing Insert	1	Yes
3	97-0760	Cap	1	Yes
4	01-1027	Cr-Fhms #10-24 X 3/8"	1	Yes
5	01-4507	1/8 X 1/2 Double Ended Groove Pin	2	No
6	—	Lever Handle ^{1,3}	1	Yes
7	01-1182	Cr-Chms #10-32 X 19/64"	1	Yes
8	97-0478	Lower Hub Plate	1	Yes
Not Shown	—	Cylinder ^{1,2}	1	Yes
	97-0350	Collar ¹	1	Yes
	13-0180	Cylinder Nut	1	Yes
9	97-0479	Spindle Lock	1	Yes
10	97-0425	Hub Spring (Std)	1	Yes
11	68-0853	Bracket	2	Yes
12	01-1478	Cr Pan Hd Ms #1/4-20 X 3/8"	2	Yes
13	01-1183	Cr-Fhms #10-32 X 3/8"	1	Yes
14	97-3092	Spindle Assembly (1 3/4" Door)	1	Yes
	97-3093	Spindle Assembly (2" Door)	1	Yes
	97-3094	Spindle Assembly (2 1/4" Door)	1	Yes
15	97-0476	Locking Slide (746)	1	Yes
16	97-0581	Retaining Plate	1	Yes
17	97-0582	Spacer	1	Yes
18	68-0852	Cam 700-4	1	Yes
19	97-0347	Locking Slide Spring	1	Yes
Not Shown	01-4451	Thru Bolt #1/4-20 X 2 3/8" (1 3/4" Door)	2	Yes
	01-4372	Thru Bolt #1/4-20 X 2 5/8" (2" Door)	2	Yes
	01-4373	Thru Bolt #1/4-20 X 2 7/8" (2 1/4" Door)	2	Yes

1. Specify finish

2. Specify #41 cylinder by keying requirements

3. Specify lever design by hand

Note: 607 kit includes items 13, 15, 17 and 19



The warranty on SARGENT® products becomes void if the product is modified in any way, regardless of whether the modification causes or contributes to any alleged defect. If a SARGENT product is modified it may no longer meet industry certification and quality control standards applicable to the original product and is no longer a genuine SARGENT product.

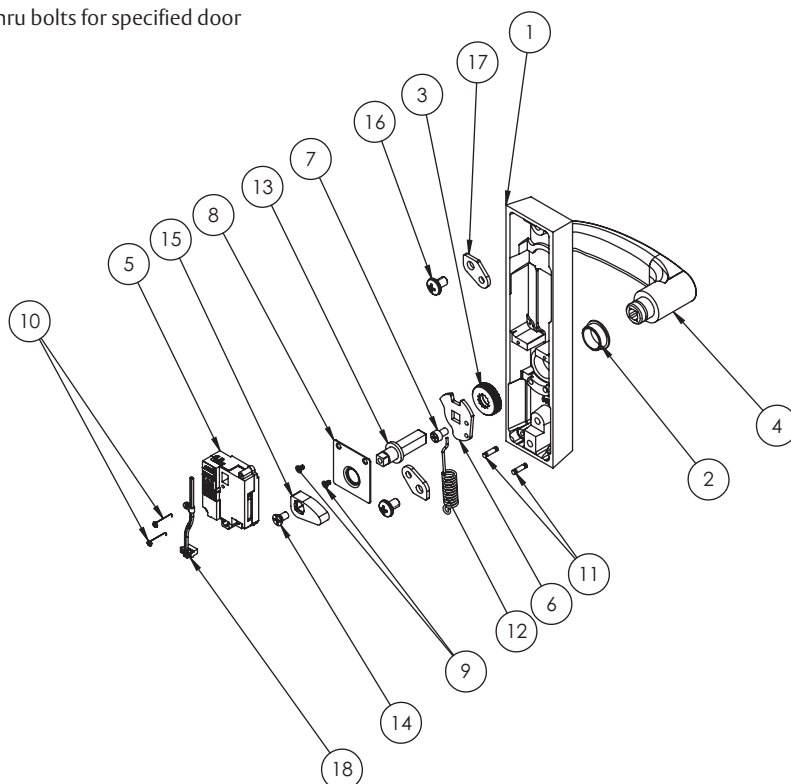
Copyright © 2017-2020, SARGENT Manufacturing Company. All rights reserved. Reproduction in whole or in part without the express written permission of SARGENT Manufacturing Company is prohibited.

Item	Part No.	Description	Qty	Sellable
1	97-0856	Electric ET Case W/O Cylinder Prep ²	1	No
2	97-0477	Bushing Insert	1	Yes
3	97-0760	Cap Nut	1	Yes
4	—	Lever Handle ^{1,2}	1	Yes
5	68-7546	Motor Actuator Assembly	1	Yes
6	97-0528	Hub Plate (STD)	1	Yes
7	01-1182	Cr-Chms #10-32 X 19/64"	1	Yes
8	97-0852	Retainer Plate, Electrical Function	1	Yes
9	01-4410	#4-40 X 1/4" Ph Flat Head Machine Screw	2	Yes
10	01-4383	#2-56 X 5/8" Ph Pan Head Machine Screw	2	Yes
11	01-4507	1/8 x 1/2 Double Ended Groove Pin	2	No
12	97-0425	Hub Spring (STD)	1	Yes
13	730-4	Spindle Retrofit Kit (1 3/4" Door)	1	Yes
	730-5	Spindle Retrofit Kit (2" Door)	1	Yes
	730-6	Spindle Retrofit Kit (2 1/4" Door)	1	Yes
14	01-1027	CR-FHMS 10-24x0.375	1	Yes
15	97-0603	Cam	1	Yes
16	01-1183	Cr Pan Hd Ms #1/4-20 X 3/8"	1	Yes
17	68-0853	Bracket	1	Yes
18	52-5660	Ecoflex Et Harness F.Safe/F.Secure	1	Yes
	52-5659	Ecoflex ET Harness H1, H2, M1	1	Yes
Not Shown	01-4451	Thru Bolt #1/4-20 X 2 3/8" (1 3/4" Door)	2	Yes
	01-4372	Thru Bolt #1/4-20 X 2 5/8" (2" Door)	2	Yes
	01-4373	Thru Bolt #1/4-20 X 2 7/8" (2 1/4" Door)	2	Yes

1. Specify finish

2. Specify lever design by hand

Note: 730 kit includes items required to replace the spindle and thru bolts for specified door thickness.



The warranty on SARGENT® products becomes void if the product is modified in any way, regardless of whether the modification causes or contributes to any alleged defect. If a SARGENT product is modified it may no longer meet industry certification and quality control standards applicable to the original product and is no longer a genuine SARGENT product.

Copyright © 2017-2020, SARGENT Manufacturing Company. All rights reserved. Reproduction in whole or in part without the express written permission of SARGENT Manufacturing Company is prohibited.

700 Series ET, 773-4 & 774-4
(Manufactured before 2018)

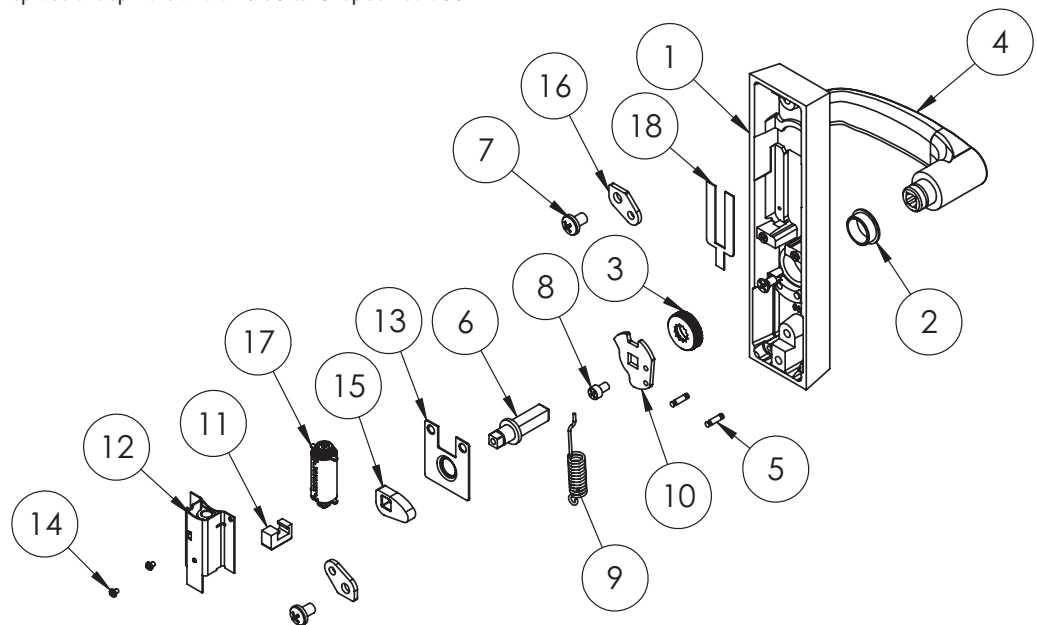
SARGENT®
ASSA ABLOY

Item	Part No.	Description	Qty	Sellable
1	97-0437	ET Case, Off-Set Mounting	1	No
2	97-0477	Bushing Insert	1	Yes
3	97-0760	Cap Nut	1	Yes
4	—	Lever Handle ^{1,2}	1	Yes
5	01-4507	1/8" X 1/2" Double Ended Groove Pin	2	No
6	730-4	Spindle Retrofit Kit (1 3/4" Door)	1	Yes
	730-5	Spindle Retrofit Kit (2" Door)	1	Yes
	730-6	Spindle Retrofit Kit (2 1/4" Door)	1	Yes
7	01-1478	Cr Pan Hd Mach Screw #1/4 X 3/8"	2	Yes
8	01-1182	Cr-Chms #10-32 X 19/64"	1	Yes
9	97-0425	Hub Spring (Std)	1	Yes
10	97-0528	Hub Plate	1	Yes
11	97-0329	Locking Tail	1	No
12	97-3932	Solenoid Cover Assembly (Fail Secure)	1	No
13	68-1402	Retainer Plate, Electrical Function	1	No
14	01-3563	Machine Screw #5-40 X 1/4"	2	No
15	68-0852	Cam 700-4	1	Yes
16	68-0853	Bracket	2	Yes
17	52-3287	24V Pull Solenoid & Bridge Assy, Exit Trim	1	No
	52-3289	24V Push Solenoid & Bridge Assy, Exit Trim	1	No
	52-3290	12V Push Solenoid & Bridge Assy, Exit Trim	1	No
18	97-0799	Fork	1	Yes
Not Shown	01-4451	Thru Bolt #1/4-20 X 2 3/8" (1 3/4" Door)	2	Yes
	01-4372	Thru Bolt #1/4-20 X 2 5/8" (2" Door)	2	Yes
	01-4373	Thru Bolt #1/4-20 X 2 7/8" (2 1/4" Door)	2	Yes

1. Specify finish

2. Specify lever design by hand

Note: 730 kit includes items required to replace the spindle and thru bolts for specified door thickness

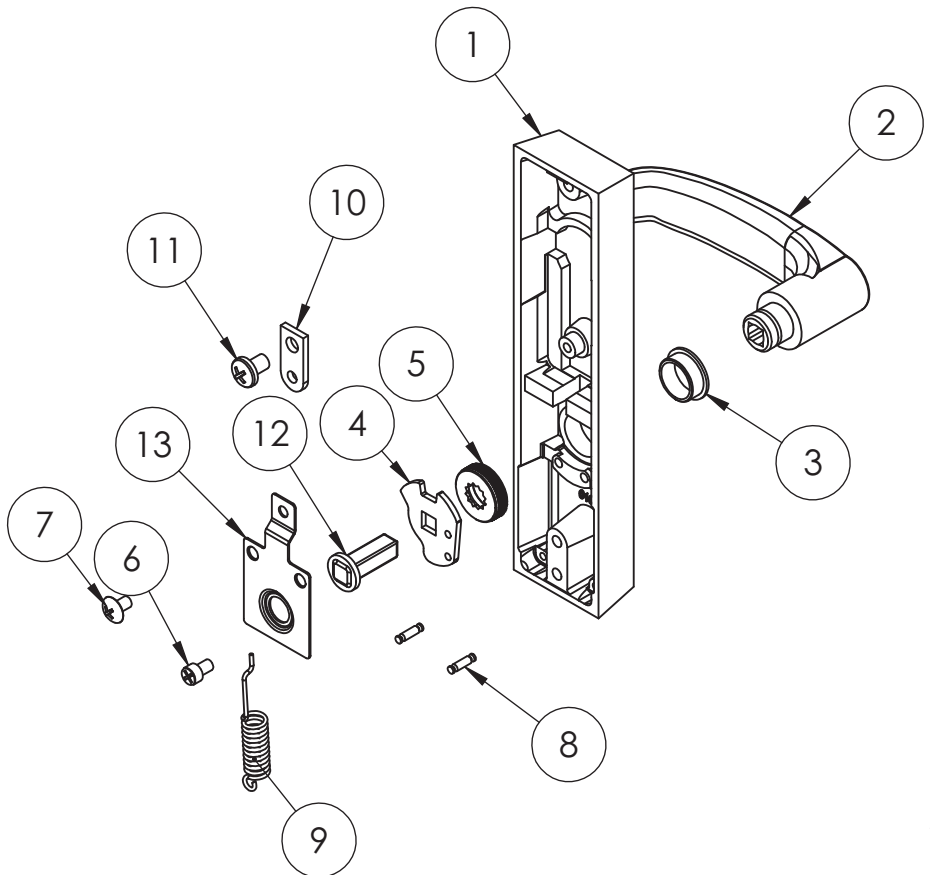


The warranty on SARGENT® products becomes void if the product is modified in any way, regardless of whether the modification causes or contributes to any alleged defect. If a SARGENT product is modified it may no longer meet industry certification and quality control standards applicable to the original product and is no longer a genuine SARGENT product.

Copyright © 2017-2020, SARGENT Manufacturing Company. All rights reserved. Reproduction in whole or in part without the express written permission of SARGENT Manufacturing Company is prohibited.

Item	Part No.	Description	Qty	Sellable
1	97-0523	ET Case, Drop Mounting	1	No
2	—	Lever Handle ¹	1	Yes
3	97-0477	Bushing Insert	1	Yes
4	97-0528	Hub Plate	1	Yes
5	97-0760	Cap Nut	1	Yes
6	01-1182	Cr-Thms #10-32 X 19/64"	1	Yes
7	01-1183	Cr-Thms #10-32 X 5/16"	1	Yes
8	01-4507	1/8" X 1/2" Double Ended Groove Pin	2	No
9	97-0425	Hub Spring (Std)	1	Yes
10	68-1254	Extension Bracket	1	Yes
11	01-1478	Cr Pan Hd Mach Screw #1/4-20 X 3/8"	1	Yes
12	97-0573	Spindle	1	Yes
13	68-1393	Retaining Plate	1	Yes
Not Shown	01-4451	Thru Bolt #1/4-20 X 2 3/8" (1 3/4" Door)	2	Yes

1. Specify finish
2. Specify lever design by hand



The warranty on SARGENT® products becomes void if the product is modified in any way, regardless of whether the modification causes or contributes to any alleged defect. If a SARGENT product is modified it may no longer meet industry certification and quality control standards applicable to the original product and is no longer a genuine SARGENT product.

Copyright © 2017-2020, SARGENT Manufacturing Company. All rights reserved. Reproduction in whole or in part without the express written permission of SARGENT Manufacturing Company is prohibited.

Item	Part No.	Description	Qty	Sellable
1	97-0524	ET Case, Drop Mounting	1	No
2	—	Lever Handle ^{1,3}	1	Yes
3	97-0477	Bushing Insert	1	Yes
4	97-0478	Lower Hub Plate	1	Yes
5	97-0760	Cap Nut	1	Yes
6	01-1182	Cr-Thms #10-32 X 19/64"	1	Yes
7	01-1183	Cr-Fhms #10-32 X 5/16"	1	Yes
8	01-4507	1/8 X 1/2 Double Ended Groove Pin	2	No
Not Shown	—	Cylinder ^{1,2}	1	Yes
	97-0350	Collar ¹	1	Yes
	13-0380	Cylinder Nut	1	Yes
9	97-0425	Hub Spring (Std)	1	Yes
10	68-1254	Extension Bracket	1	Yes
11	01-1478	Cr Pan Hd Ms #1/4-20 X 3/8"	1	Yes
12	97-0347	Locking Slide Spring	1	Yes
13	97-0479	Spindle Lock	1	Yes
14	97-0475	Locking Slide (743)	1	Yes
15	97-0581	Retaining Plate	1	Yes
16	97-0582	Spacer	1	Yes
17	97-3092	Spindle Assembly	1	Yes
18	97-0527	E Clip 0.312 Shaft	1	Yes
Not Shown	01-4451	Thru Bolt #1/4-20 X 2 3/8" (1 3/4" Door)	2	Yes

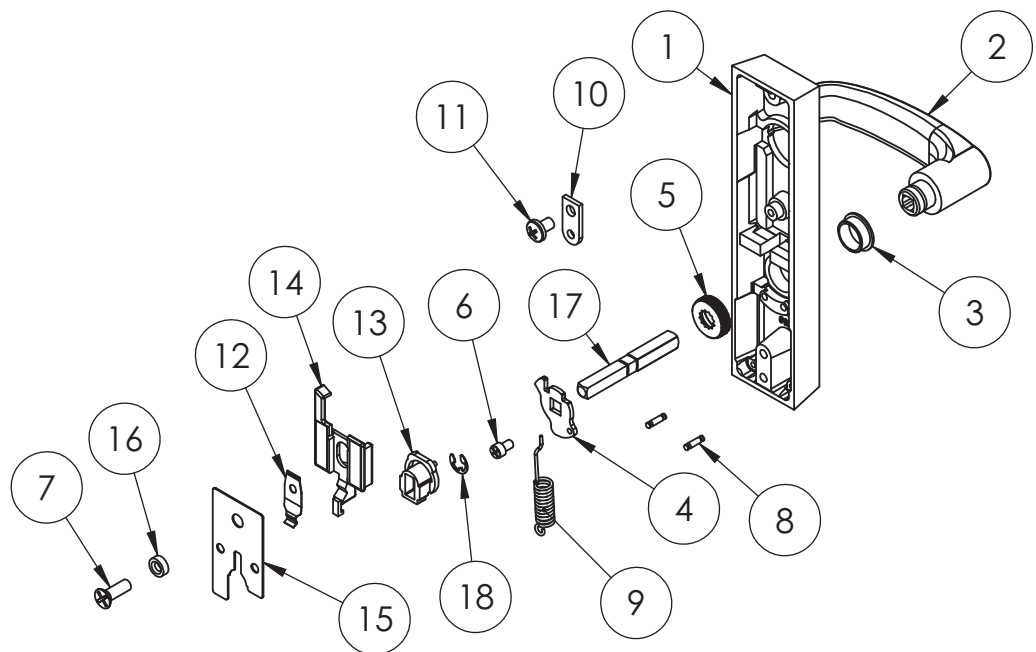
1. Specify finish

2. Specify #41 cylinder by keying requirements

3. Specify lever design by hand

Note: 700-6 ET control is only available for 1-3/4" doors

Note: 607 kit contains items 7, 12, 14 and 16



The warranty on SARGENT® products becomes void if the product is modified in any way, regardless of whether the modification causes or contributes to any alleged defect. If a SARGENT product is modified it may no longer meet industry certification and quality control standards applicable to the original product and is no longer a genuine SARGENT product.

Copyright © 2017-2020, SARGENT Manufacturing Company. All rights reserved. Reproduction in whole or in part without the express written permission of SARGENT Manufacturing Company is prohibited.

Item	Part No.	Description	Qty	Sellable
1	97-0524	ET Case, Drop Mounting	1	No
2	—	Lever Handle ^{1,3}	1	Yes
3	97-0477	Bushing Insert	1	Yes
4	97-0478	Lower Hub Plate	1	Yes
5	97-0760	Cap Nut	1	Yes
Not Shown	—	Cylinder ^{1,2}	1	Yes
	97-0350	Collar ¹	1	Yes
	13-0180	Cylinder Nut	1	Yes
6	01-1182	Cr-Thms #10-32 X 19/64"	1	Yes
7	01-1183	Cr-Fhms #10-32 X 3/8"	1	Yes
8	01-4507	1/8" X 1/2" Double Ended Groove Pin	2	No
9	97-0425	Hub Spring (Std)	1	Yes
10	68-1254	Extension Bracket	1	Yes
11	01-1478	Cr Pan Hd Ms #1/4-20 X 3/8"	1	Yes
12	97-0347	Locking Slide Spring	1	Yes
13	97-0479	Spindle Lock	1	Yes
14	97-0526	Locking Slide (746-6)	1	No
15	97-0581	Retaining Plate	1	Yes
16	97-0582	Spacer	1	Yes
17	97-3092	Spindle Assembly	1	Yes
18	97-0527	E Clip 0.312 Shaft	1	Yes
Not Shown	01-4451	Thru Bolt #1/4-20 X 2 3/8" (1 3/4" Door)	2	Yes
	01-4372	Thru Bolt #1/4-20 X 2 5/8" (2" Door)	2	Yes
	01-4373	Thru Bolt #1/4-20 X 2 7/8" (2 1/4" Door)	2	Yes

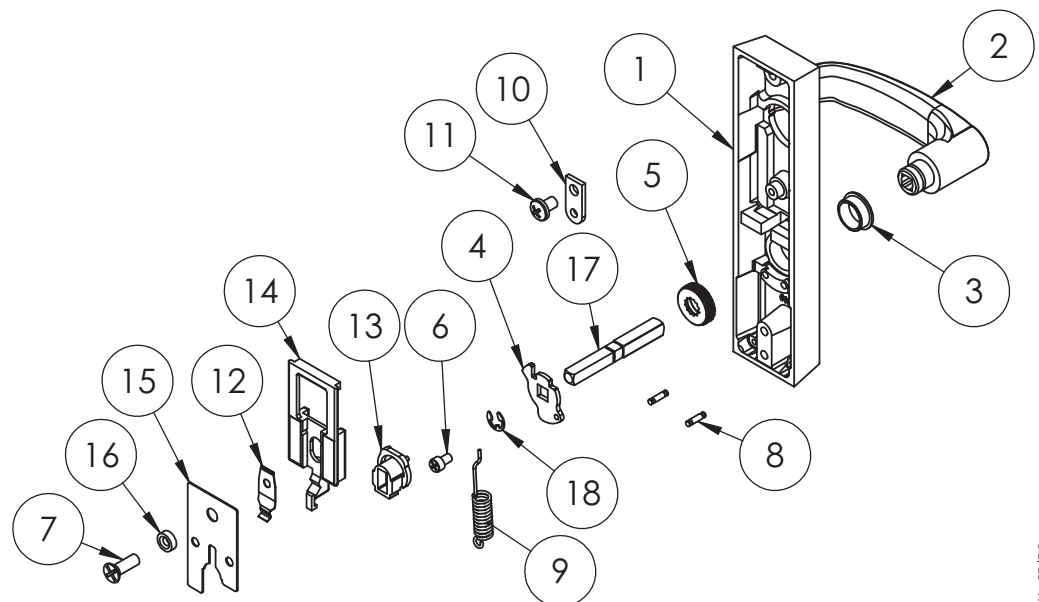
1. Specify finish

2. Specify #41 cylinder by keying requirements

3. Specify lever design by hand

Note: 700-6 ET control is only available for 1-3/4" doors

Note: 607 kit includes items 7, 12, 14 and 16

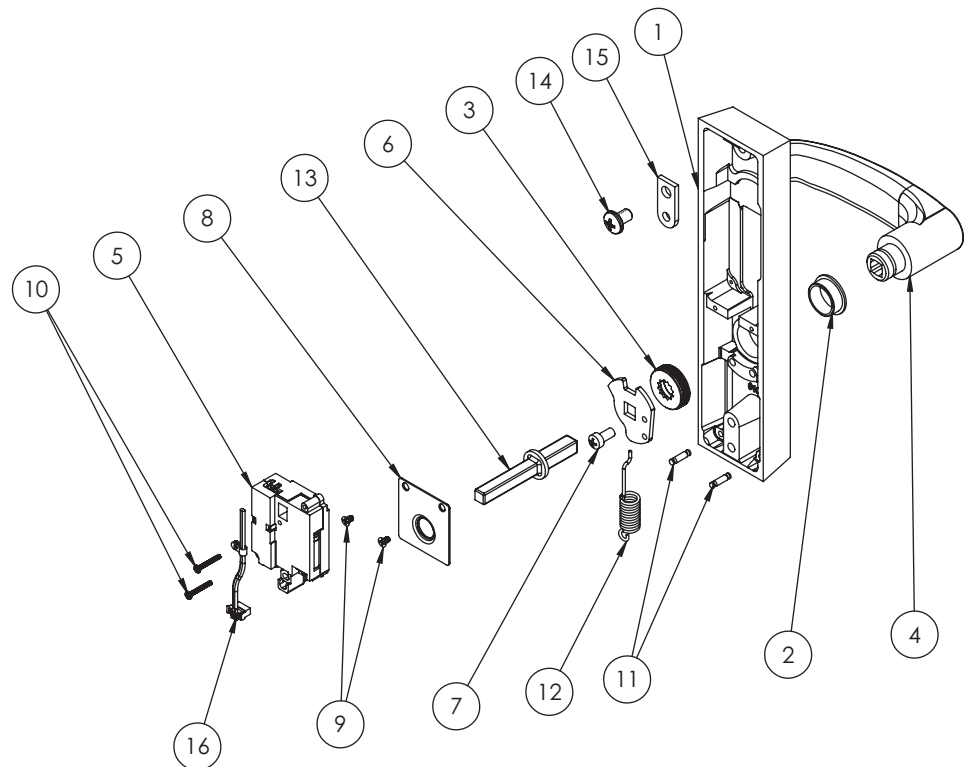


The warranty on SARGENT® products becomes void if the product is modified in any way, regardless of whether the modification causes or contributes to any alleged defect. If a SARGENT product is modified it may no longer meet industry certification and quality control standards applicable to the original product and is no longer a genuine SARGENT product.

Copyright © 2017-2020, SARGENT Manufacturing Company. All rights reserved. Reproduction in whole or in part without the express written permission of SARGENT Manufacturing Company is prohibited.

Item	Part No.	Description	Qty	Sellable
1	97-0858	Electric ET Case W/O Cylinder Prep ¹	1	No
2	97-0477	Bushing Insert	1	Yes
3	97-0760	Cap Nut	1	Yes
4	-	Lever Handle ^{1,2}	1	Yes
5	68-7546	Motor Actuator Assembly	1	Yes
6	97-0528	Hub Plate (STD)	1	Yes
7	01-1182	Cr-Chms #10-32 X 19/64"	1	Yes
8	97-0852	Retainer Plate, Electrical Function	1	Yes
9	01-4410	#4-40 X 1/4" Ph Flat Head Machine Screw	2	Yes
10	01-4383	#2-56 X 5/8" Ph Pan Head Machine Screw	2	Yes
11	01-4507	1/8 x 1/2 Double Ended Groove Pin	2	No
12	97-0425	Hub Spring (STD)	1	Yes
13	97-0549	Spindle (Lockable 700 AND 700-6)	1	Yes
14	01-1478	Cr Pan Hd Mach Screw #1/4-20 X 3/8"	1	Yes
15	68-1254	Extension Bracket	1	Yes
16	52-5660	Ecoflex Et Harness F.Safe/F.Secure	1	Yes
Not Shown	01-4451	Thru Bolt #1/4-20 X 2 3/8" (1 3/4" Door)	2	Yes
	01-4372	Thru Bolt #1/4-20 X 2 5/8" (2" Door)	2	Yes
	01-4373	Thru Bolt #1/4-20 X 2 7/8" (2 1/4" Door)	2	Yes

1. Specify finish
2. Specify lever design by hand



The warranty on SARGENT® products becomes void if the product is modified in any way, regardless of whether the modification causes or contributes to any alleged defect. If a SARGENT product is modified it may no longer meet industry certification and quality control standards applicable to the original product and is no longer a genuine SARGENT product.

Copyright © 2017-2020, SARGENT Manufacturing Company. All rights reserved. Reproduction in whole or in part without the express written permission of SARGENT Manufacturing Company is prohibited.

700 Series ET, 773-6 & 774-6
(Manufactured before 2018)

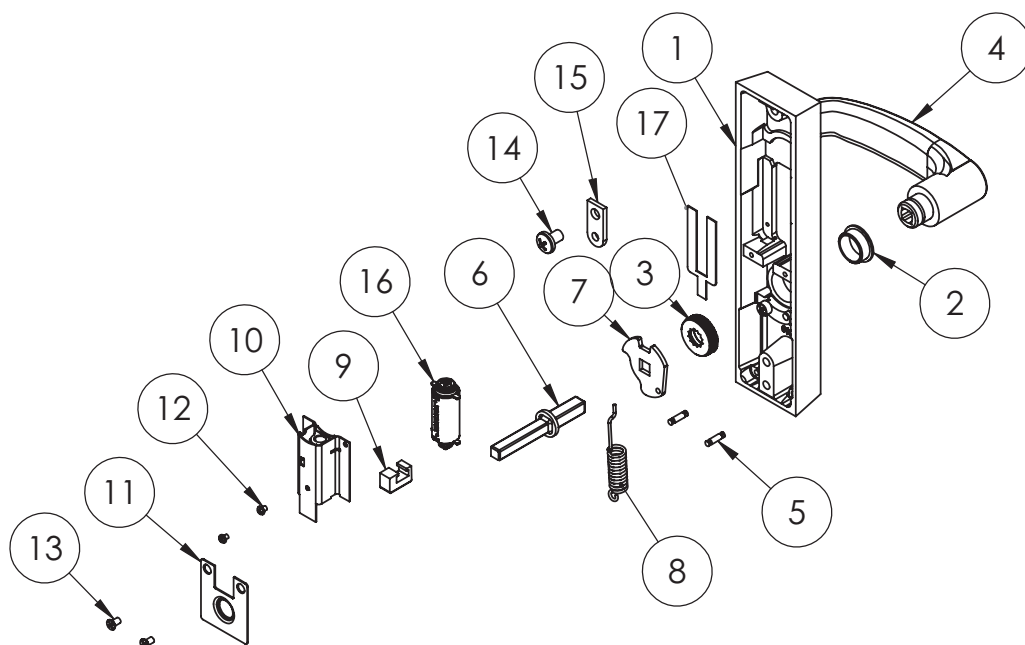
SARGENT®
ASSA ABLOY

Item	Part No.	Description	Qty	Sellable
1	97-0525	ET Case, Drop Mounting	1	No
2	97-0477	Bushing Insert	1	Yes
3	97-0760	Cap Nut	1	Yes
4	—	Lever Handle ^{1,2}	1	Yes
5	01-4507	1/8" X 1/2" Double Ended Groove Pin	2	No
6	97-0549	Spindle (Lockable 700 And 700-6)	1	Yes
7	97-0480	Locking Piece For -6 And -8	1	Yes
8	97-0425	Hub Spring (Std)	1	Yes
9	97-0329	Locking Tail	1	No
10	97-3932	Solenoid Cover Assembly	1	No
11	68-1402	Retainer Plate, Electrical Function	1	No
12	01-3563	Machine Screw #5-40 X 1/4"	2	No
13	01-1154	CR-FHMS #6-32 X 1/4"	2	No
14	01-1478	CR Pan Hd Mach Screw #1/4-20 X 3/8"	1	Yes
15	68-1254	Extension Bracket	1	Yes
16	52-3287	24V Pull Solenoid & Bridge Assy, Exit Trim	1	No
	52-3288	12V Pull Solenoid & Bridge Assy, Exit Trim	1	No
	52-3289	24V Push Solenoid & Bridge Assy, Exit Trim	1	No
	52-3290	12V Push Solenoid & Bridge Assy, Exit Trim	1	No
17	97-0799	Fork	1	Yes
Not Shown	01-4451	Thru Bolt #1/4-20 X 2 3/8" (1 3/4" Door)	2	Yes
	01-4372	Thru Bolt #1/4-20 X 2 5/8" (2" Door)	2	Yes
	01-4373	Thru Bolt #1/4-20 X 2 7/8" (2 1/4" Door)	2	Yes

1. Specify finish

2. Specify lever design by hand

Note: 700-6 ET control is only available for 1 3/4" doors



The warranty on SARGENT® products becomes void if the product is modified in any way, regardless of whether the modification causes or contributes to any alleged defect. If a SARGENT product is modified it may no longer meet industry certification and quality control standards applicable to the original product and is no longer a genuine SARGENT product.

Copyright © 2017-2020, SARGENT Manufacturing Company. All rights reserved. Reproduction in whole or in part without the express written permission of SARGENT Manufacturing Company is prohibited.

Experience a safer
and more open world

131

A8231-K 02/20

Item	Part No.	Description	Qty	Sellable
1	97-0429	ET Case	1	No
2	97-0477	Bushing Insert	1	Yes
3	68-1393	Retaining Plate	1	Yes
4	97-0760	Cap Nut	1	Yes
5	01-1183	Cr-Thms #10-32 X 5/16"	1	Yes
6	—	Lever Handle ^{1,3}	1	Yes
7	01-4507	1/8" X 1/2" Double Ended Groove Pin	2	No
8	97-0480	Locking Piece For -6 And -8	1	Yes
9	97-0557	Fusible Link	1	Yes
10	97-0571	Locking Slide Spring	1	Yes
11	01-1182	Cr-Chms #10-32 X 19/64"	1	Yes
12	97-0425	Hub Spring (Std)	1	Yes
13	97-0355	Locking Slide (706)	1	Yes
	97-0356	Locking Slide (713)	1	Yes
14	97-0541	Spindle (Cross)	1	Yes
15	97-0563	Spring Support	1	No
16	97-0564	Return Spring	1	No
17	97-0558	Slide Support	1	No
Not Shown	01-4451	Thru Bolt #1/4-20 X 2 3/8" (1 3/4" Door)	2	Yes
	01-4372	Thru Bolt #1/4-20 X 2 5/8" (2" Door)	2	Yes
	01-4373	Thru Bolt #1/4-20 X 2 7/8" (2 1/4" Door)	2	Yes

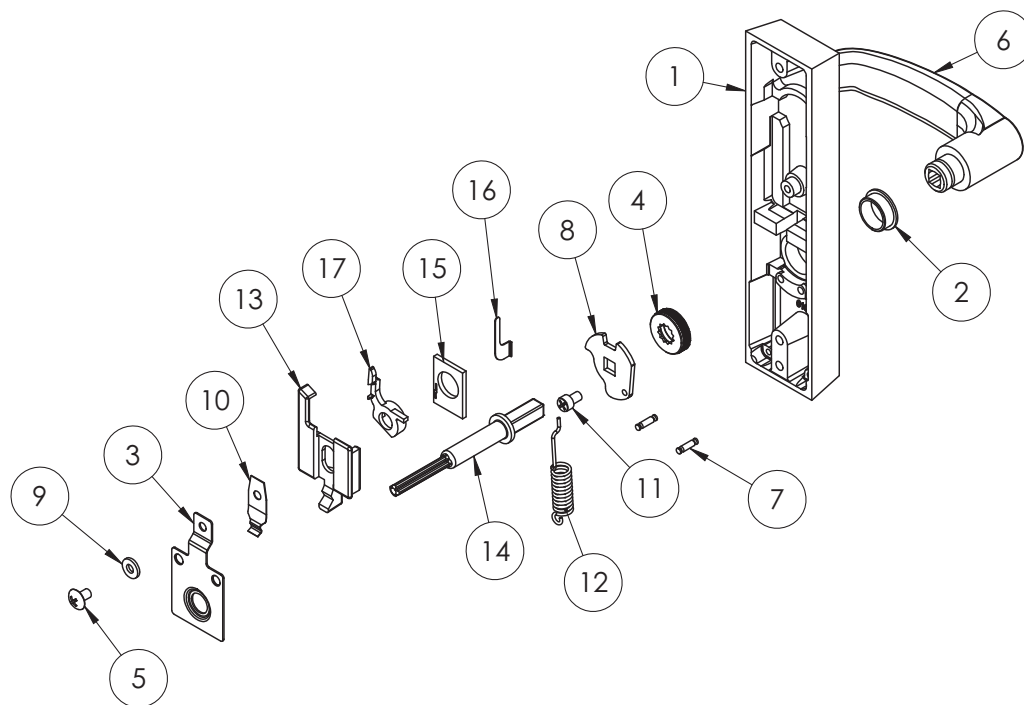
1. Specify finish

2. Specify #41 cylinder by keying requirements

3. Specify lever design by hand

Note: 730 kit includes items required to replace the spindle and thru bolts for specified door thickness

Note: 607 kit includes items 5, 9, 10, 13, 15, 16, and 17



The warranty on SARGENT® products becomes void if the product is modified in any way, regardless of whether the modification causes or contributes to any alleged defect. If a SARGENT product is modified it may no longer meet industry certification and quality control standards applicable to the original product and is no longer a genuine SARGENT product.

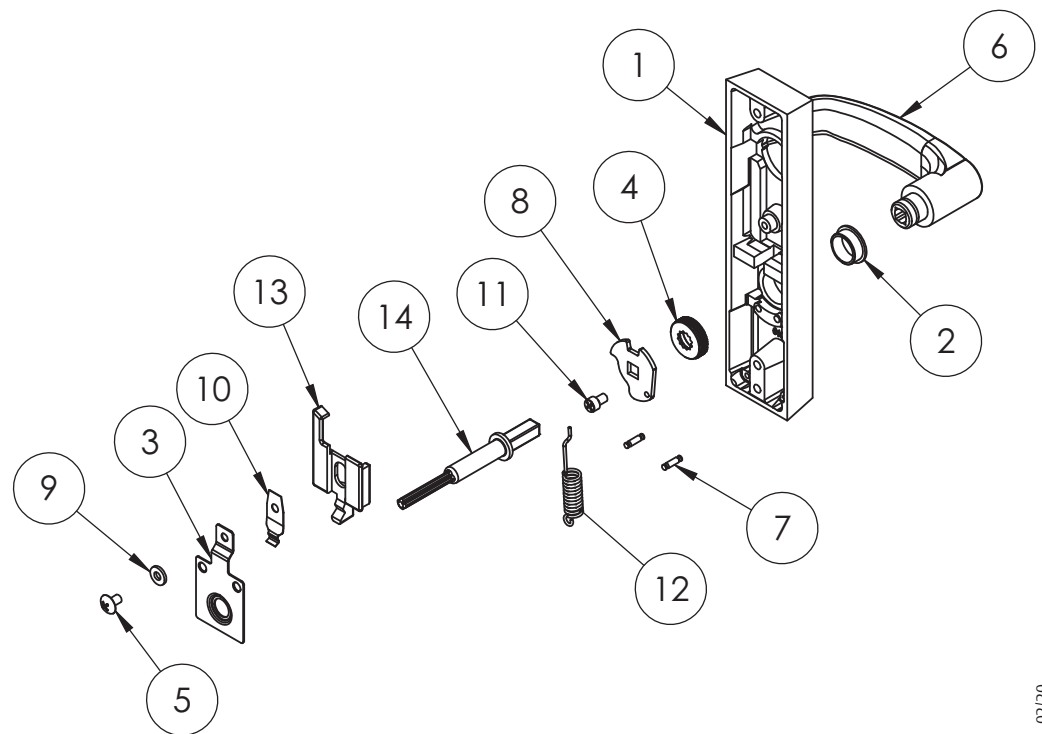
Copyright © 2017-2020, SARGENT Manufacturing Company. All rights reserved. Reproduction in whole or in part without the express written permission of SARGENT Manufacturing Company is prohibited.

Item	Part No.	Description	Qty	Sellable
1	97-0429	ET Case	1	No
2	97-0477	Bushing Insert	1	Yes
3	68-1393	Retaining Plate	1	Yes
4	97-0760	Cap Nut	1	Yes
5	01-1183	Cr-Thms #10-32 X 5/16"	1	Yes
6	—	Lever Handle ^{1,2}	1	Yes
7	01-4507	1/8" X 1/2" Double Ended Groove Pin	2	No
8	97-0480	Locking Piece For -6 And -8	1	Yes
9	97-0557	Fusible Link	1	Yes
10	97-0571	Locking Slide Spring	1	Yes
11	01-1182	Cr-Chms #10-32 X 19/64"	1	Yes
12	97-0425	Hub Spring (Std)	1	Yes
13	97-0356	Locking Slide (713)	1	Yes
14	730-7	Spindle Retrofit Kit (1 3/4" Door)	1	Yes
	730-8	Spindle Retrofit Kit (2" Door)	1	Yes
	730-9	Spindle Retrofit Kit (2 1/4" Door)	1	Yes
Not Shown	01-4451	Thru Bolt #1/4-20 X 2 3/8" (1 3/4" Door)	2	Yes
	01-4372	Thru Bolt #1/4-20 X 2 5/8" (2" Door)	2	Yes
	01-4373	Thru Bolt #1/4-20 X 2 7/8" (2 1/4" Door)	2	Yes

1. Specify finish

2. Specify lever design by hand

Note: 730 kit includes items required to replace the spindle and thru bolts for specified door thickness



The warranty on SARGENT® products becomes void if the product is modified in any way, regardless of whether the modification causes or contributes to any alleged defect. If a SARGENT product is modified it may no longer meet industry certification and quality control standards applicable to the original product and is no longer a genuine SARGENT product.

Copyright © 2017-2020, SARGENT Manufacturing Company. All rights reserved. Reproduction in whole or in part without the express written permission of SARGENT Manufacturing Company is prohibited.

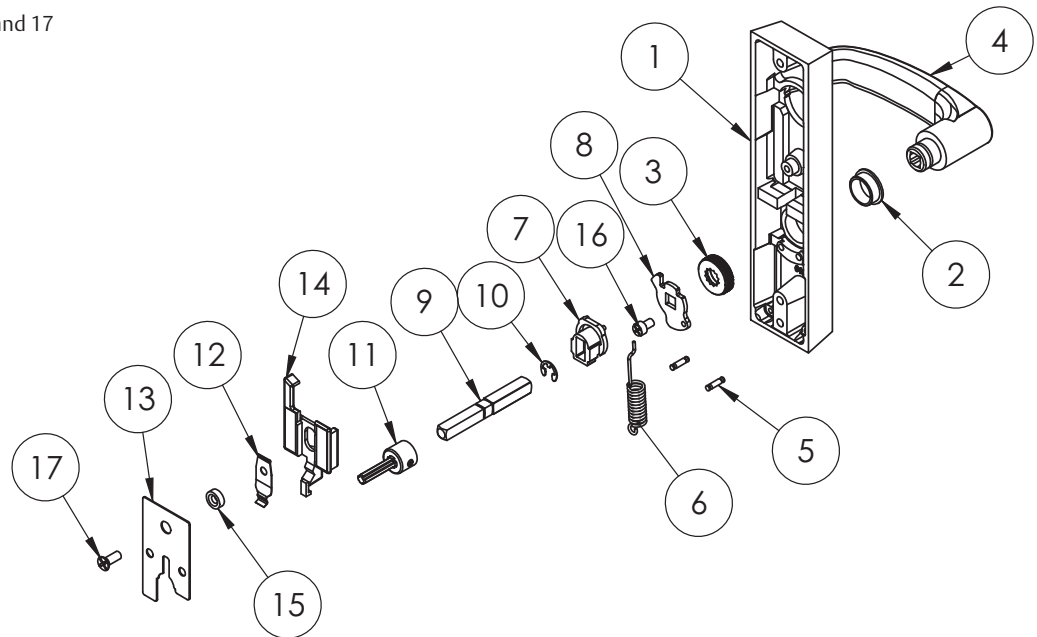
Item	Part No.	Description	Qty	Sellable
1	97-0428	ET Case	1	No
2	97-0477	Bushing Insert	1	Yes
3	97-0760	Cap Nut	1	Yes
4	—	Lever Handle ^{1,3}	1	Yes
5	01-4507	1/8" X 1/2" Double Ended Groove Pin	2	No
6	97-0425	Hub Spring (Std)	1	Yes
7	97-0479	Spindle Lock	1	Yes
Not Shown	—	Cylinder ^{1,2}	1	Yes
	97-0350	Collar ¹	1	Yes
	13-0180	Cylinder Nut	1	Yes
8	97-0478	Lower Hub Plate	1	Yes
9	97-3092	Spindle Assembly (1 3/4" Door)	1	Yes
	97-3093	Spindle Assembly (2" Door)	1	Yes
	97-3094	Spindle Assembly (2 1/4" Door)	1	Yes
10	97-0527	E Clip 0.312 Shaft	1	Yes
11	68-3671	Spindle Adapter	1	Yes
12	97-0347	Locking Slide Spring	1	Yes
13	97-0581	Retaining Plate	1	Yes
14	97-0475	Locking Slide (743)	1	Yes
15	97-0582	Spacer	1	Yes
16	01-1182	Cr-Chms #10-32 X 19/64"	1	Yes
17	01-1183	Cr-Fhms #10-32 X 5/16"	1	Yes
Not Shown	01-4451	Thru Bolt #1/4-20 X 2 3/8" (1 3/4" Door)	2	Yes
	01-4372	Thru Bolt #1/4-20 X 2 5/8" (2" Door)	2	Yes
	01-4373	Thru Bolt #1/4-20 X 2 7/8" (2 1/4" Door)	2	Yes

1. Specify finish

2. Specify #41 cylinder by keying requirements

3. Specify lever design by hand

Note: 607 kit includes items 12, 14, 15 and 17



The warranty on SARGENT® products becomes void if the product is modified in any way, regardless of whether the modification causes or contributes to any alleged defect. If a SARGENT product is modified it may no longer meet industry certification and quality control standards applicable to the original product and is no longer a genuine SARGENT product.

Copyright © 2017-2020, SARGENT Manufacturing Company. All rights reserved. Reproduction in whole or in part without the express written permission of SARGENT Manufacturing Company is prohibited.

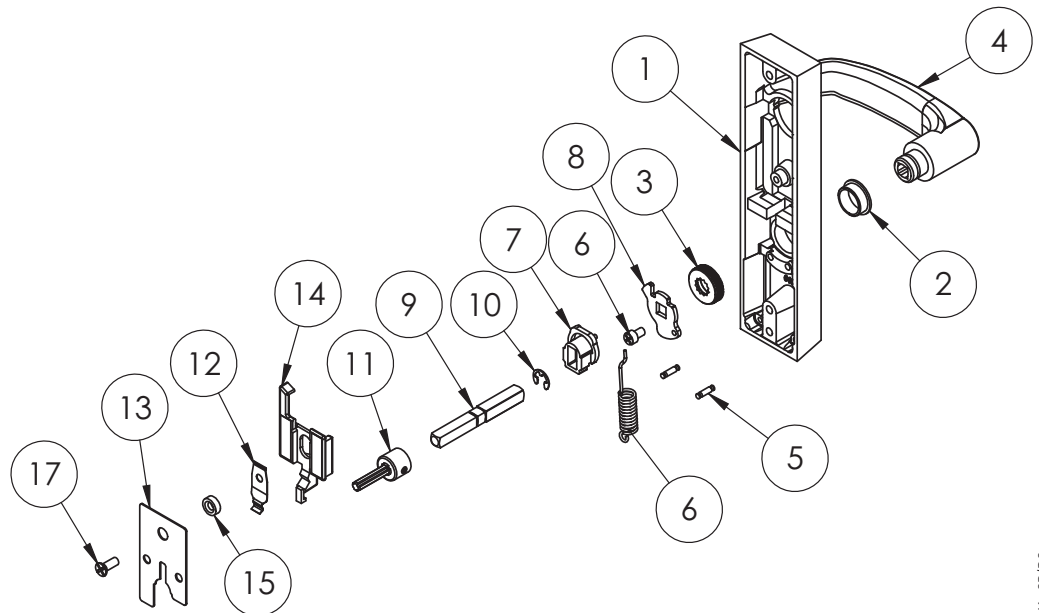
Item	Part No.	Description	Qty	Sellable
1	97-0428	ET Case	1	No
2	97-0477	Bushing Insert	1	Yes
3	97-0760	Cap Nut	1	Yes
4	—	Lever Handle ^{1,3}	1	Yes
5	01-4507	1/8" X 1/2" Double Ended Groove Pin	2	No
6	97-0425	Hub Spring (Std)	1	Yes
7	97-0479	Spindle Lock	1	Yes
8	97-0478	Lower Hub Plate	1	Yes
Not Shown	—	Cylinder ^{1,2}	1	Yes
	97-0350	Collar ¹	1	Yes
	13-0180	Cylinder Nut	1	Yes
9	97-3092	Spindle Assembly (1 3/4" Door)	1	Yes
	97-3093	Spindle Assembly (2" Door)	1	Yes
	97-3094	Spindle Assembly (2 1/4" Door)	1	Yes
10	97-0527	E Clip 0.312 Shaft	1	Yes
11	68-3671	Spindle Adapter	1	Yes
12	97-0347	Locking Slide Spring	1	Yes
13	97-0581	Retaining Plate	1	Yes
14	97-0476	Locking Slide (746 Function)	1	Yes
15	97-0582	Spacer	1	Yes
16	01-1182	Cr-Chms #10-32 X 19/64"	1	Yes
17	01-1183	Cr-Fhms #10-32 X 3/8"	1	Yes
Not Shown	01-4451	Thru Bolt #1/4-20 X 2 3/8" (1 3/4" Door)	2	Yes
	01-4372	Thru Bolt #1/4-20 X 2 5/8" (2" Door)	2	Yes
	01-4373	Thru Bolt #1/4-20 X 2 7/8" (2 1/4" Door)	2	Yes

1. Specify finish

2. Specify #41 cylinder by keying requirements

3. Specify lever design by hand

Note: 607 kit includes items 12, 14, 15 and 17



The warranty on SARGENT® products becomes void if the product is modified in any way, regardless of whether the modification causes or contributes to any alleged defect. If a SARGENT product is modified it may no longer meet industry certification and quality control standards applicable to the original product and is no longer a genuine SARGENT product.

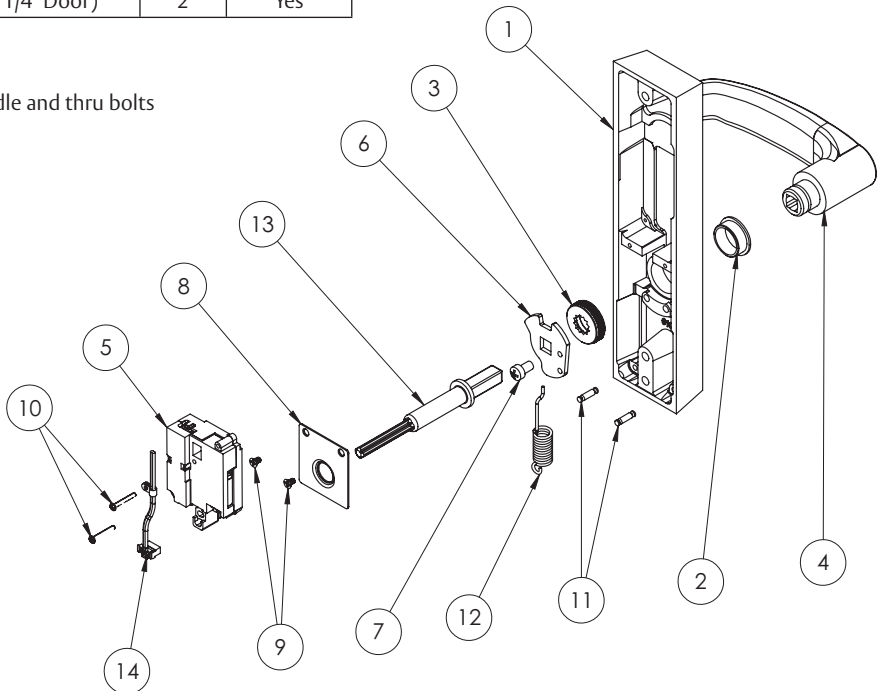
Copyright © 2017-2020, SARGENT Manufacturing Company. All rights reserved. Reproduction in whole or in part without the express written permission of SARGENT Manufacturing Company is prohibited.

Item	Part No.	Description	Qty	Sellable
1	97-0853	Electric ET Case W/O Cylinder Prep¹	1	No
2	97-0477	Bushing Insert	1	Yes
3	97-0760	Cap Nut	1	Yes
4	—	Lever Handle¹,²	1	Yes
5	68-7546	Motor Actuator Assembly	1	Yes
Not Shown	730-7	Spindle Retrofit Kit (1 3/4" Door)	1	Yes
	730-8	Spindle Retrofit Kit (2" Door)	1	Yes
	730-9	Spindle Retrofit Kit (2 1/4" Door)	1	Yes
6	97-0480	Hub Plate (700-8)	1	Yes
7	01-1182	Cr-Chms #10-32 X 19/64"	1	Yes
8	97-0852	Retainer Plate, Electrical Function	1	Yes
9	01-4410	#4-40 X 1/4" Ph Flat Head Machine Screw	2	Yes
10	01-4383	#2-56 X 5/8" Ph Pan Head Machine Screw	2	Yes
11	01-4507	1/8 x 1/2 Double Ended Groove Pin	2	No
12	97-0425	Hub Spring (STD)	1	Yes
13	97-0541	Spindle (Lockable 700-8)	1	Yes
14	52-5660	Ecoflex Et Harness F.Safe/F.Secure	1	Yes
	52-5659	Ecoflex ET Harness H1, H2, M1	1	Yes
	52-5654	Ecoflex ET Harness KP, G1.5,	1	Yes
	52-5657	Ecoflex ET Harness P1, P2, IN120, IN220	1	Yes
	52-5655	Ecoflex ET Harness S Series	1	Yes
	52-5656	Ecoflex ET Harness PG	1	Yes
	52-5658	Ecoflex ET Harness N2	1	Yes
	52-5652	Ecoflex ET Harness IN100	1	Yes
Not Shown	01-4451	Thru Bolt #1/4-20 X 2 3/8" (1 3/4" Door)	2	Yes
	01-4372	Thru Bolt #1/4-20 X 2 5/8" (2" Door)	2	Yes
	01-4373	Thru Bolt #1/4-20 X 2 7/8" (2 1/4" Door)	2	Yes

1. Specify finish

2. Specify lever design by hand

Note: 730 kit includes items required to replace the spindle and thru bolts for specified door thickness



The warranty on SARGENT® products becomes void if the product is modified in any way, regardless of whether the modification causes or contributes to any alleged defect. If a SARGENT product is modified it may no longer meet industry certification and quality control standards applicable to the original product and is no longer a genuine SARGENT product.

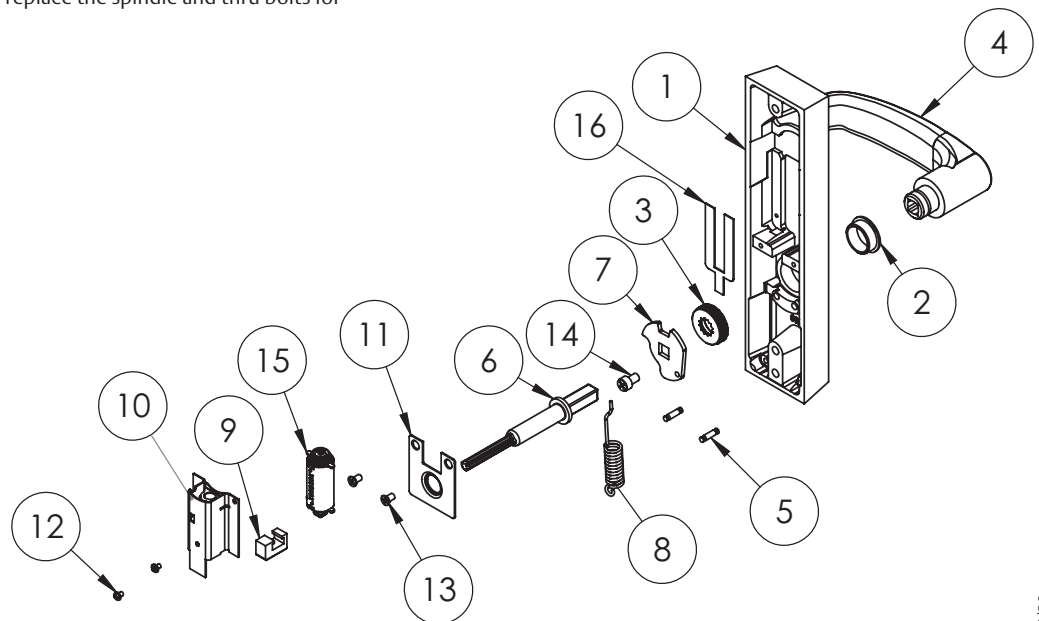
Copyright © 2017-2020, SARGENT Manufacturing Company. All rights reserved. Reproduction in whole or in part without the express written permission of SARGENT Manufacturing Company is prohibited.

Item	Part No.	Description	Qty	Sellable
1	97-0575	ET Case	1	No
2	97-0477	Bushing Insert	1	Yes
3	97-0760	Cap	1	Yes
4	—	Lever Handle ^{1,2}	1	Yes
5	01-4507	1/8" X 1/2" Double Ended Groove Pin	2	No
Not Shown	730-7	Spindle Retrofit Kit (1 3/4" Door)	1	Yes
	730-8	Spindle Retrofit Kit (2" Door)	1	Yes
	730-9	Spindle Retrofit Kit (2 1/4" Door)	1	Yes
6	97-0541	Spindle	1	Yes
7	97-0480	Lower Hub Plate	1	Yes
8	97-0425	Hub Spring (Std)	1	Yes
9	97-0329	Locking Tail	1	No
10	97-3932	Solenoid Cover Assembly	1	No
11	68-1402	Retainer Plate, Electrical Function	1	No
12	01-3563	Machine Screw #5-40 X 1/4"	2	No
13	01-1154	Cr-Fhms #6-32 X 1/4"	2	No
14	01-1182	Cr-Chms #10-32 X 19/64"	1	Yes
15	52-3287	24V Pull Solenoid & Bridge Assy, Exit Trim	1	No
	52-3288	12V Pull Solenoid & Bridge Assy, Exit Trim	1	No
	52-3289	24V Push Solenoid & Bridge Assy, Exit Trim	1	No
	52-3290	12V Push Solenoid & Bridge Assy, Exit Trim	1	No
16	97-0799	Fork	1	Yes
Not Shown	01-4451	Thru Bolt #1/4-20 X 2 3/8" (1 3/4" Door)	2	Yes
	01-4372	Thru Bolt #1/4-20 X 2 5/8" (2" Door)	2	Yes
	01-4373	Thru Bolt #1/4-20 X 2 7/8" (2 1/4" Door)	2	Yes

1. Specify finish

2. Specify lever design by hand

Note: 730 kit includes items required to replace the spindle and thru bolts for specified door thickness

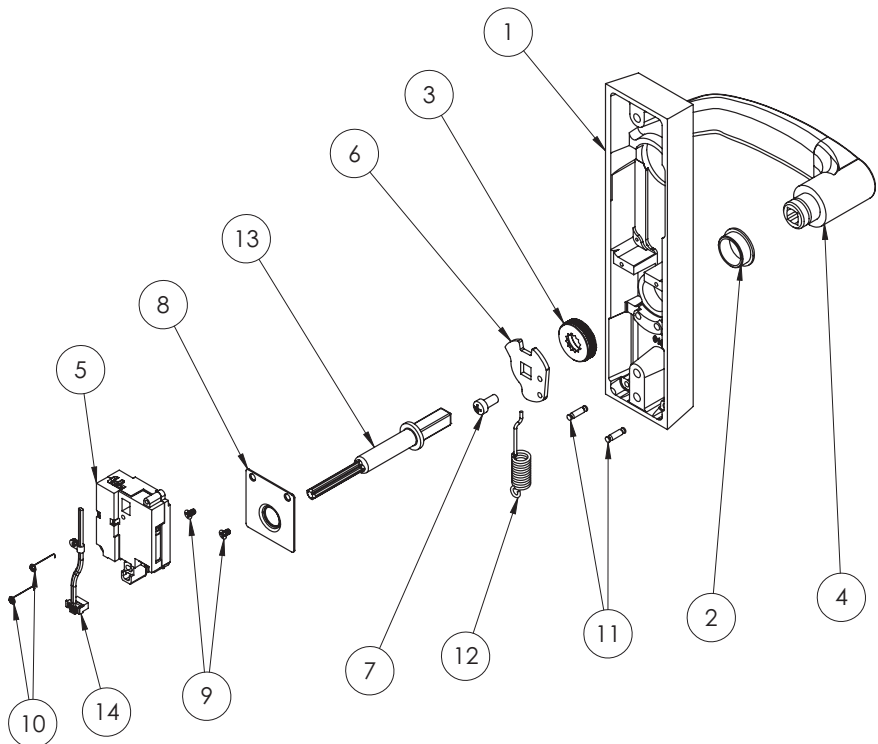


The warranty on SARGENT® products becomes void if the product is modified in any way, regardless of whether the modification causes or contributes to any alleged defect. If a SARGENT product is modified it may no longer meet industry certification and quality control standards applicable to the original product and is no longer a genuine SARGENT product.

Copyright © 2017-2020, SARGENT Manufacturing Company. All rights reserved. Reproduction in whole or in part without the express written permission of SARGENT Manufacturing Company is prohibited.

Item	Part No.	Description	Qty	Sellable
1	97-0851	Electric ET Case W/ Cylinder Prep ¹	1	No
2	97-0477	Bushing Insert	1	Yes
3	97-0760	Cap Nut	1	Yes
4	—	Lever Handle ^{1,2}	1	Yes
5	68-7546	Motor Actuator Assembly	1	Yes
Not Shown	730-7	Spindle Retrofit Kit (1 3/4" Door)	1	Yes
	730-8	Spindle Retrofit Kit (2" Door)	1	Yes
	730-9	Spindle Retrofit Kit (2 1/4" Door)	1	Yes
6	97-0480	Hub Plate (700-8)	1	Yes
7	01-1182	Cr-Chms #10-32 X 19/64"	1	Yes
8	97-0852	Retainer Plate, Electrical Function	1	Yes
9	01-4410	#4-40 X 1/4" Ph Flat Head Machine Screw	2	Yes
10	01-4383	#2-56 X 5/8" Ph Pan Head Machine Screw	2	Yes
11	01-4507	1/8 x 1/2 Double Ended Groove Pin	2	No
12	97-0425	Hub Spring (STD)	1	Yes
13	97-0541	Spindle (Lockable 700-8)	1	Yes
14	52-5660	Ecoflex Et Harness F.Safe/F.Secure	1	Yes
	52-5659	Ecoflex ET Harness H1, H2, M1	1	Yes
	52-5654	Ecoflex ET Harness KP, G1.5,	1	Yes
	52-5657	Ecoflex ET Harness P1, P2, IN120, IN220	1	Yes
	52-5655	Ecoflex ET Harness S Series	1	Yes
	52-5656	Ecoflex ET Harness PG	1	Yes
	52-5658	Ecoflex ET Harness N2	1	Yes
Not Shown	52-5652	Ecoflex ET Harness IN100	1	Yes
	01-4451	Thru Bolt #1/4-20 X 2 3/8" (1 3/4" Door)	2	Yes
	01-4372	Thru Bolt #1/4-20 X 2 5/8" (2" Door)	2	Yes
Not Shown	01-4373	Thru Bolt #1/4-20 X 2 7/8" (2 1/4" Door)	2	Yes

1. Specify finish
2. Specify lever design by hand



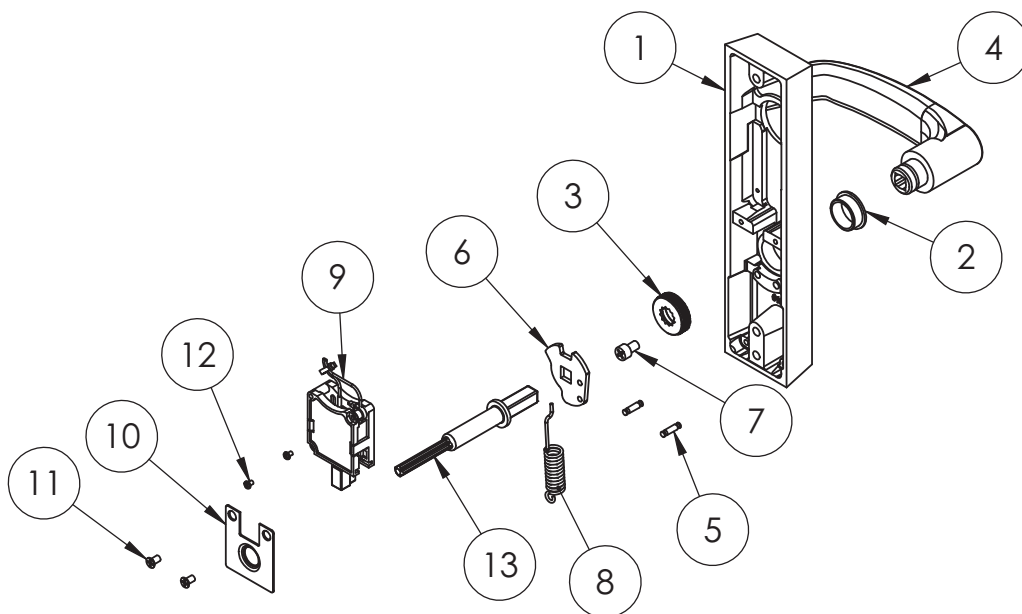
The warranty on SARGENT® products becomes void if the product is modified in any way, regardless of whether the modification causes or contributes to any alleged defect. If a SARGENT product is modified it may no longer meet industry certification and quality control standards applicable to the original product and is no longer a genuine SARGENT product.

700 Series ET, 777-8
(Manufactured before 2018)

SARGENT
ASSA ABLOY

Item	Part No.	Description	Qty	Sellable
1	97-0574	Electric ET Case W/ Cylinder Prep	1	No
2	97-0477	Bushing Insert	1	Yes
3	97-0760	Cap Nut	1	Yes
4	—	Lever Handle ^{1,2}	1	Yes
5	01-4507	1/8" X 1/2" Double Ended Groove Pin	2	No
6	97-0480	Hub Plate (700-8)	1	Yes
7	01-1182	CR-CHMS #10-32 X 19/64"	1	Yes
8	97-0425	Hub Spring (Std)	1	Yes
9	52-2556	Motor & Housing Assembly	1	No
10	68-1402	Retainer Plate, Electrical Function	1	No
11	01-1154	#6-32 X 1/4" Ph Flat Head Machine Screw	2	No
12	01-4540	#3-48 X 5/8" Ph Pan Head Machine Screw	2	No
13	97-0541	Spindle (Lockable 700-8)	1	Yes
Not Shown	01-4451	Thru Bolt #1/4-20 X 2 3/8" (1 3/4" Door)	2	Yes
	01-4372	Thru Bolt #1/4-20 X 2 5/8" (2" Door)	2	Yes
	01-4373	Thru Bolt #1/4-20 X 2 7/8" (2 1/4" Door)	2	Yes

1. Specify finish
2. Specify lever design by hand



The warranty on SARGENT® products becomes void if the product is modified in any way, regardless of whether the modification causes or contributes to any alleged defect. If a SARGENT product is modified it may no longer meet industry certification and quality control standards applicable to the original product and is no longer a genuine SARGENT product.

Copyright © 2017-2020, SARGENT Manufacturing Company. All rights reserved. Reproduction in whole or in part without the express written permission of SARGENT Manufacturing Company is prohibited.

Experience a safer
and more open world

139

A8231-K 02/20

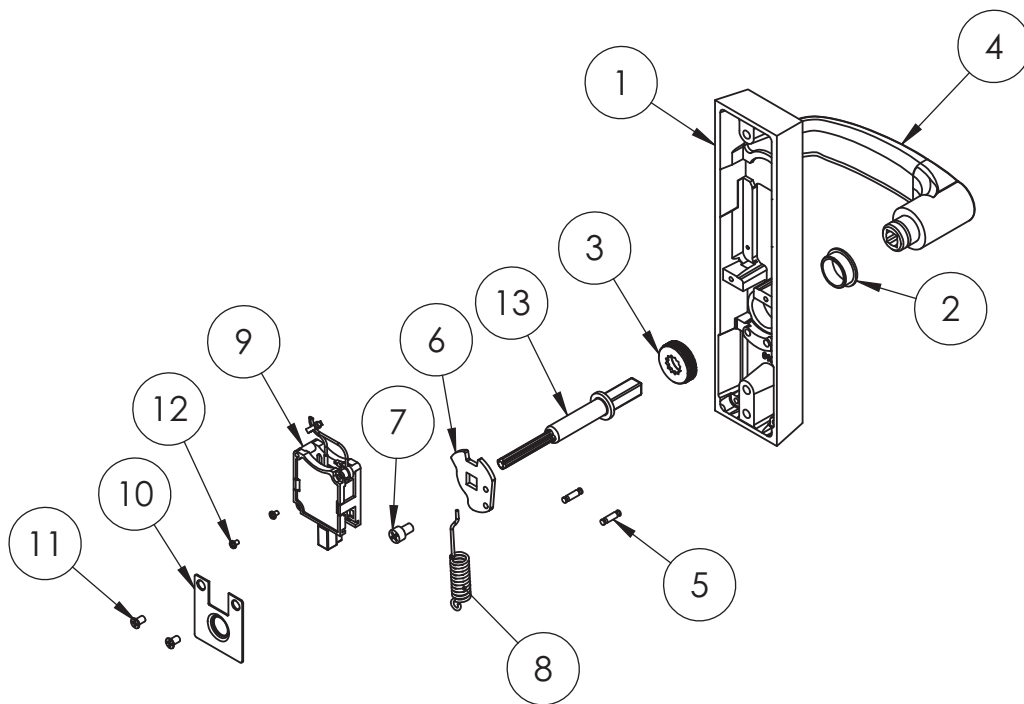
700 Series ET, 778-8
(Manufactured before 2018)

SARGENT®

ASSA ABLOY

Item	Part No.	Description	Qty	Sellable
1	97-0575	Electric ET Case W/O Cylinder Prep ¹	1	No
2	97-0477	Bushing Insert	1	Yes
3	97-0760	Cap Nut	1	Yes
4	—	Lever Handle ^{1,2}	1	Yes
5	01-4507	1/8" X 1/2" Double Ended Groove Pin	2	No
6	97-0480	Hub Plate (700-8)	1	Yes
7	01-1182	Cr-Chms #10-32 X 19/64"	1	Yes
8	97-0425	Hub Spring (Std)	1	Yes
9	52-2556	Motor & Housing Assembly	1	No
10	68-1402	Retainer Plate, Electrical Function	1	No
11	01-1154	#6-32 X 1/4" Ph Flat Head Machine Screw	2	No
12	01-4540	#3-48 X 5/8" Ph Pan Head Machine Screw	2	No
13	97-0541	Spindle (Lockable 700-8)	1	Yes
Not Shown	01-4451	Thru Bolt #1/4-20 X 2 3/8" (1 3/4" Door)	2	Yes
	01-4372	Thru Bolt #1/4-20 X 2 5/8" (2" Door)	2	Yes
	01-4373	Thru Bolt #1/4-20 X 2 7/8" (2 1/4" Door)	2	Yes

1. Specify finish
2. Specify lever design by hand



The warranty on SARGENT® products becomes void if the product is modified in any way, regardless of whether the modification causes or contributes to any alleged defect. If a SARGENT product is modified it may no longer meet industry certification and quality control standards applicable to the original product and is no longer a genuine SARGENT product.

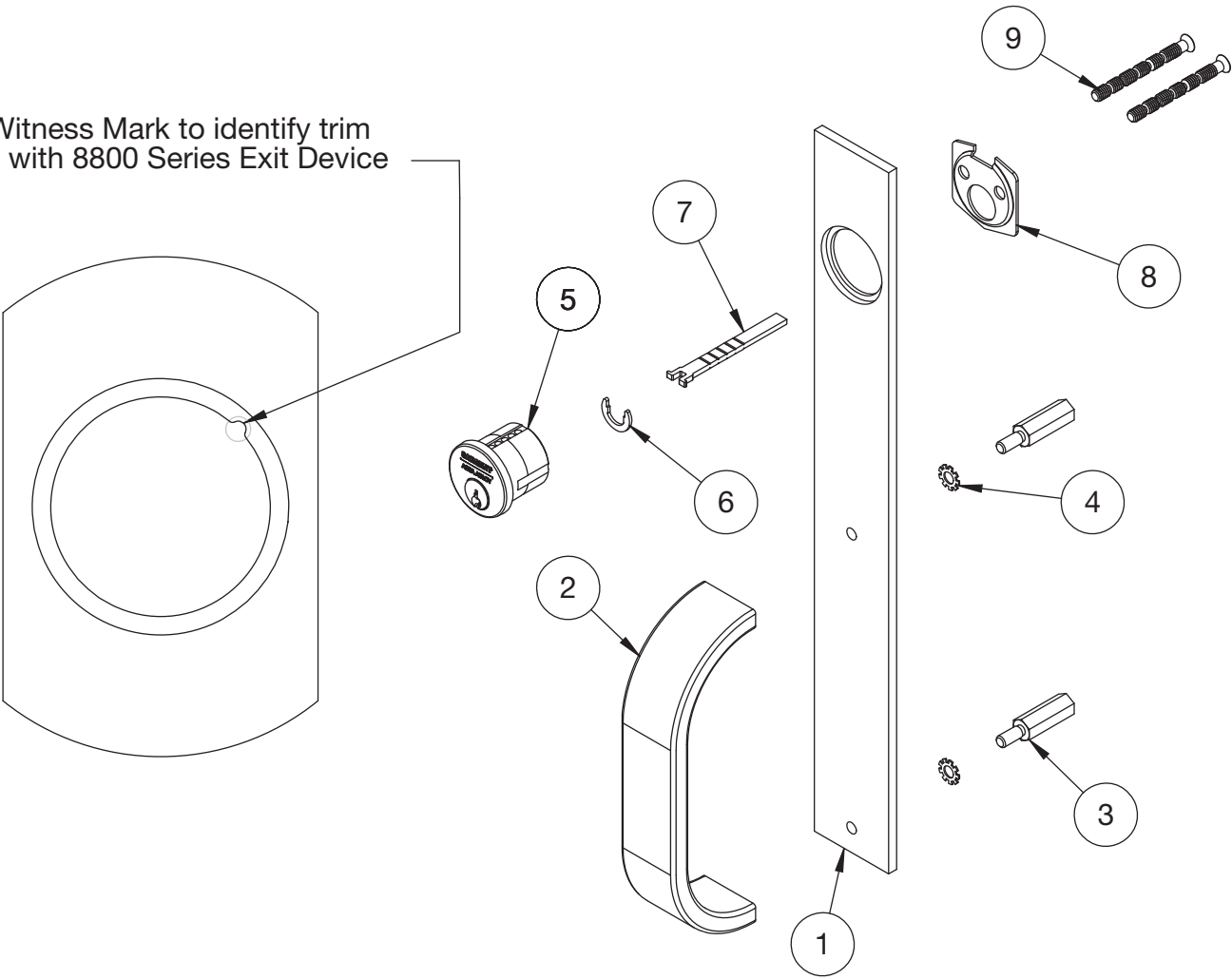
Copyright © 2017-2020, SARGENT Manufacturing Company. All rights reserved. Reproduction in whole or in part without the express written permission of SARGENT Manufacturing Company is prohibited.

Experience a safer
and more open world

Item	Part No.	Description	Qty	Sellable
1	97-0560	Plate ¹	1	Yes
2	21-0165	Grip ¹	1	Yes
3	97-0119	Thru Bolt Stud	2	Yes
4	01-0227	External Shakeproof Washer	2	Yes
5	N/A	Cylinder, Rim ^{1,2}	1	Yes
6	13-0080	Barrel Retainer	1	Yes
7	13-0085	Locking Tail	1	Yes
8	13-0086	Backplate, Rim	1	Yes
9	13-0074	Connecting Screw	2	Yes
	13-0075	Connecting Screw, 2 1/2" Door and Over		Yes
N/A	97-2955	Screw Pack	1	Yes

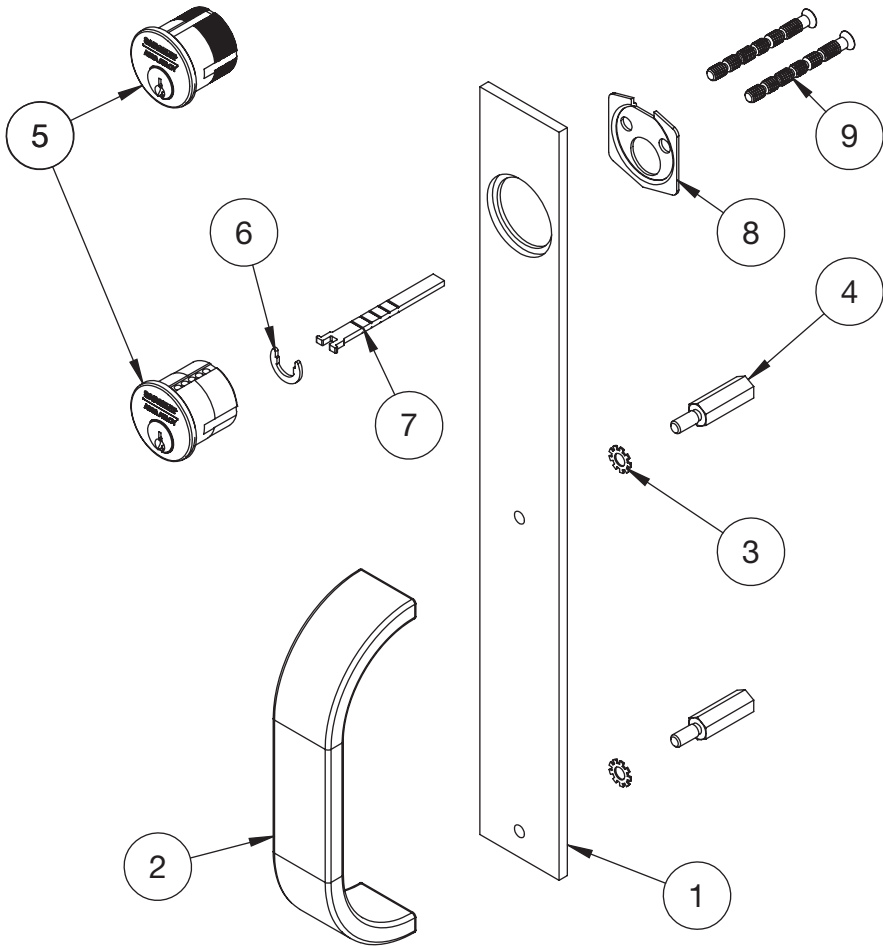
- 1. Specify finish
 - 2. Specify cylinder size by keying requirements (cylinder comes with item 6 and item 7)
- Note: Use for 8800 made before 2/5/2001

Note Witness Mark to identify trim for use with 8800 Series Exit Device



Item	Part No.	Description	Qty	Sellable
1	97-0313	Plate ¹	1	Yes
2	21-0165	Grip ¹	1	Yes
3	01-0227	Lock Washer	2	Yes
4	97-0119	Thru Bolt Stud	2	Yes
5	N/A	Cylinder ^{1,2}	1	Yes
6	13-0080	Barrel Retainer	1	Yes
7	13-0085	Locking Tail	1	Yes
8	13-0086	Backplate, Rim	1	Yes
9	13-0074	Connecting Screw	2	Yes
	13-0075	Connecting Screw, 2 1/2" Door and Over		Yes
N/A	97-2955	Screw Pack, 1 3/4"	1	Yes
	97-2956	Screw Pack, 2 1/4"		Yes

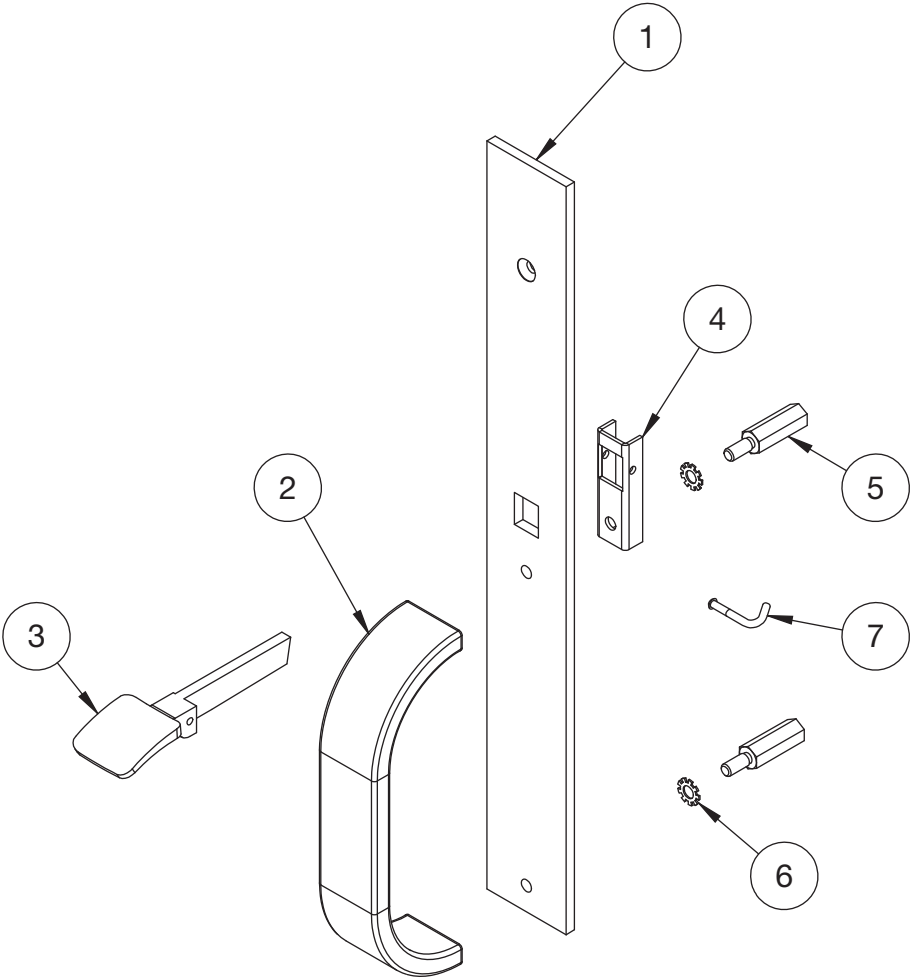
- 1. Specify finish
 - 2. Specify cylinder size by keying requirements (cylinder comes with item 6 and item 7)
- Note: Use for 8800 made before 2/5/2001



A8231-K 02/20

Item	Part No.	Description	Qty	Sellable
1	97-0312	Plate ¹	1	Yes
2	21-0165	Grip ¹	1	Yes
3	97-0182	Thumb Piece, LHR ^{1,2}	1	Yes
	97-0189	Thumb Piece, RHR ^{1,2}		Yes
4	97-0131	Thumb Piece Back Plate	1	Yes
5	97-0119	Thru Bolt Stud	2	Yes
6	01-0227	Lock Washer	2	Yes
7	97-0156	Oval Head Rivet	1	Yes
N/A	97-2955	Screw Pack, 1 3/4"	1	Yes
	97-2956	Screw Pack, 2 1/4"		Yes

1. Specify Finish
2. Specify Door Thickness and Device Line



Experience a safer
and more open world

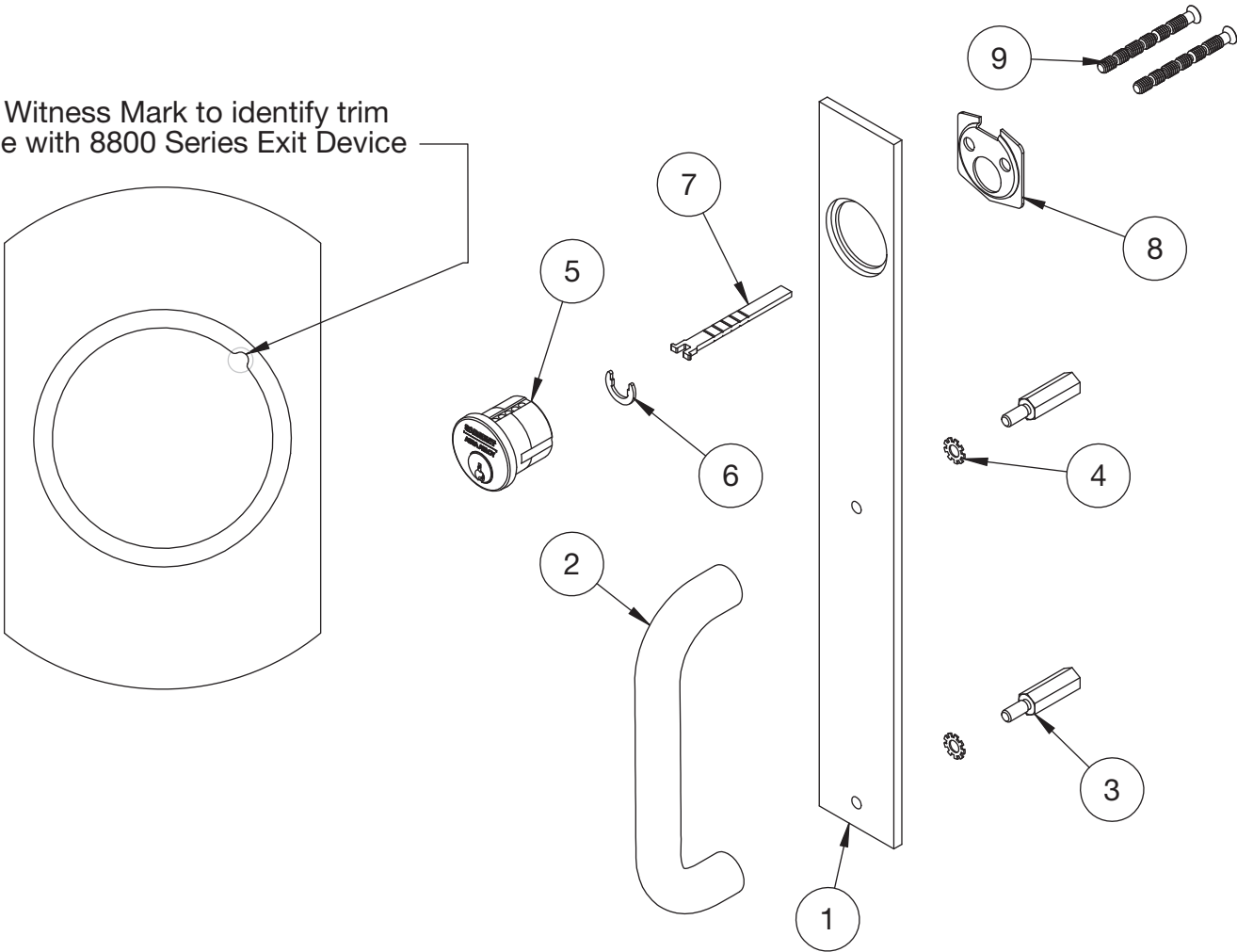
The warranty on SARGENT® products becomes void if the product is modified in any way, regardless of whether the modification causes or contributes to any alleged defect. If a SARGENT product is modified it may no longer meet industry certification and quality control standards applicable to the original product and is no longer a genuine SARGENT product.

Copyright © 2017-2020, SARGENT Manufacturing Company. All rights reserved. Reproduction in whole or in part without the express written permission of SARGENT Manufacturing Company is prohibited.

Item	Part No.	Description	Qty	Sellable
1	97-0560	Plate ¹	1	Yes
2	97-0367	Grip ¹	1	Yes
3	97-0119	Thru Bolt Stud	2	Yes
4	01-0227	External Shakeproof Washer	2	Yes
5	N/A	Cylinder, Rim ^{1,2}	1	Yes
6	13-0080	Barrel Retainer	1	Yes
7	13-0085	Locking Tail	1	Yes
8	13-0086	Backplate, Rim	1	Yes
9	13-0074	Connecting Screw	2	Yes
	13-0075	Connecting Screw, 2 1/2" Door and Over		Yes
N/A	97-2955	Screw Pack	1	Yes

1. Specify finish
2. Specify cylinder size by keying requirements (cylinder comes with item 6 and item 7)
Specify #34 cylinder for 8800 made After 2/5/2001

Note Witness Mark to identify trim for use with 8800 Series Exit Device



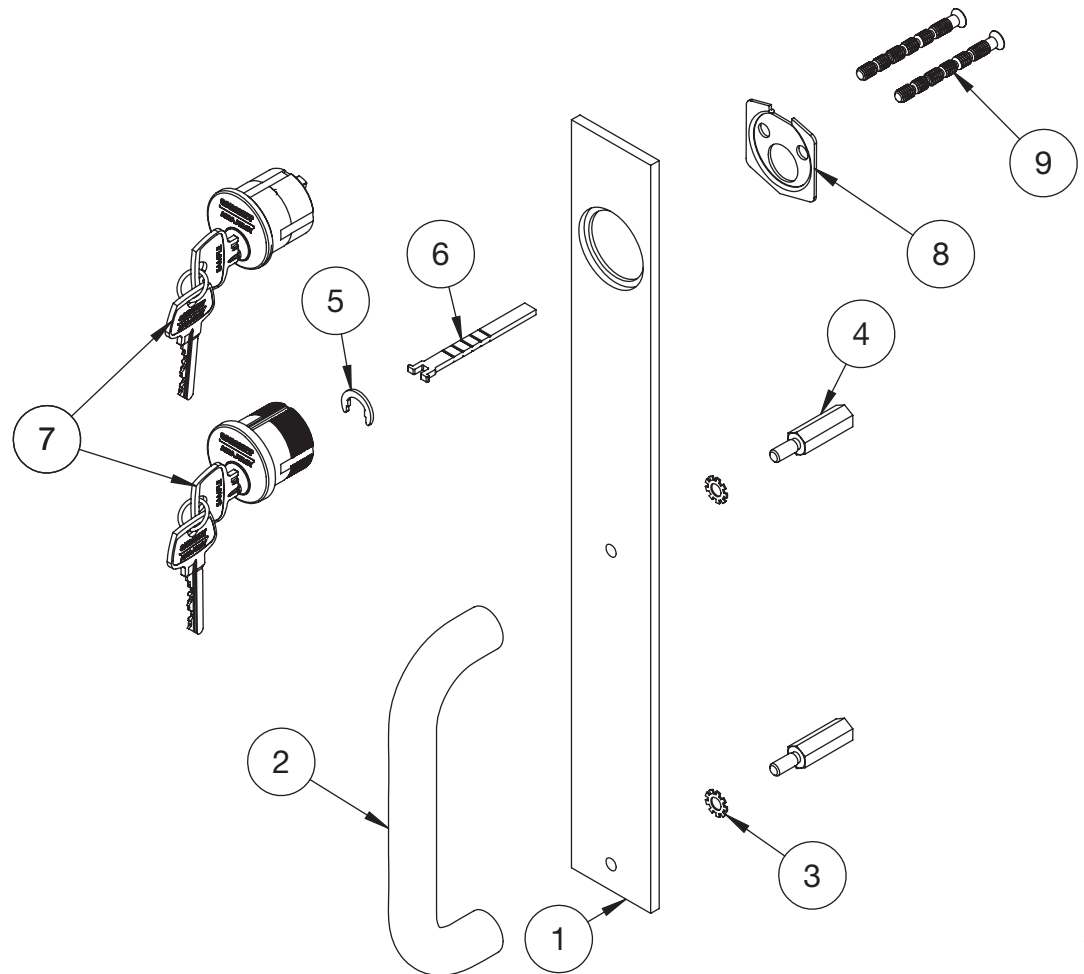
The warranty on SARGENT® products becomes void if the product is modified in any way, regardless of whether the modification causes or contributes to any alleged defect. If a SARGENT product is modified it may no longer meet industry certification and quality control standards applicable to the original product and is no longer a genuine SARGENT product.

Copyright © 2017-2020, SARGENT Manufacturing Company. All rights reserved. Reproduction in whole or in part without the express written permission of SARGENT Manufacturing Company is prohibited.

Experience a safer
and more open world

Item	Part No.	Description	Qty	Sellable
1	97-0313	Plate ¹	1	Yes
2	97-0367	Grip ¹	1	Yes
3	01-0227	Lock Washer	2	Yes
4	97-0119	Thru Bolt Stud	2	Yes
5	13-0080	Barrel Retainer	2	Yes
6	13-0084	Locking Tail	1	Yes
7	N/A	Cylinder ^{1,2}	1	Yes
8	13-0086	Backplate	1	Yes
9	13-0074	Connecting Screw	2	Yes
	13-0075	Connecting Screw, 2 1/2" Door and Over		Yes
N/A	97-2955	Screw Pack, 1 3/4"	1	Yes
	97-2956	Screw Pack, 2 1/4"		Yes

1. Specify finish
 2. Specify cylinder size by keying requirements
 - Specify #34 cylinder for 8700 and 8800 (cylinder comes with item 5 and item 6)
 - Specify #41 cylinder (1 3/4") or #43 Cylinder (2 1/4") for 8300 or 8900
- Note: Use for 8800 made before 2/5/2001

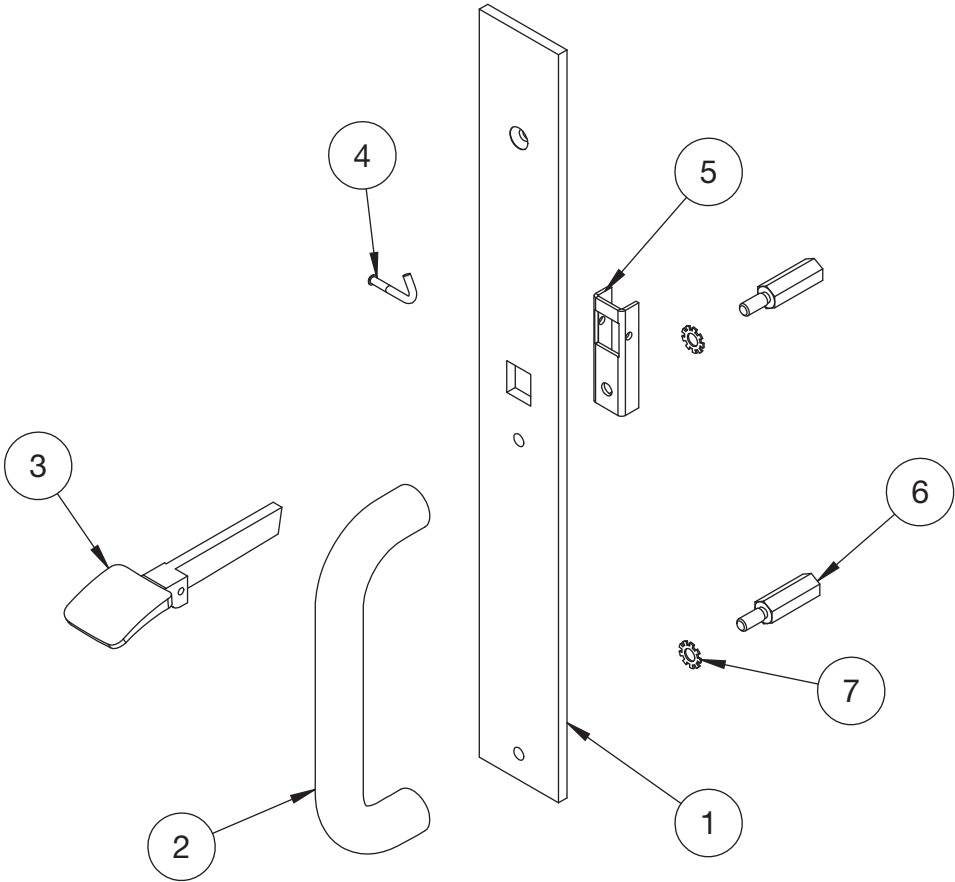


The warranty on SARGENT® products becomes void if the product is modified in any way, regardless of whether the modification causes or contributes to any alleged defect. If a SARGENT product is modified it may no longer meet industry certification and quality control standards applicable to the original product and is no longer a genuine SARGENT product.

Copyright © 2017-2020, SARGENT Manufacturing Company. All rights reserved. Reproduction in whole or in part without the express written permission of SARGENT Manufacturing Company is prohibited.

Item	Part No.	Description	Qty	Sellable
1	97-0312	Plate ¹	1	Yes
2	97-0367	Grip ¹	1	Yes
3	97-0182	Thumb Piece, LHR ^{1,2}	1	Yes
	97-0189	Thumb Piece, RHR ^{1,2}	1	Yes
4	97-0156	Oval Head Rivet	1	Yes
5	97-0131	Thumb Piece Back Plate	1	Yes
6	97-0119	Thru Bolt Stud	2	Yes
7	01-0227	Lock Washer	2	Yes
N/A	97-2955	Screw Pack, 1 3/4"	1	Yes
	97-2956	Screw Pack, 2 1/4"		Yes

1. Specify Finish
2. Specify Door Thickness and Device Line



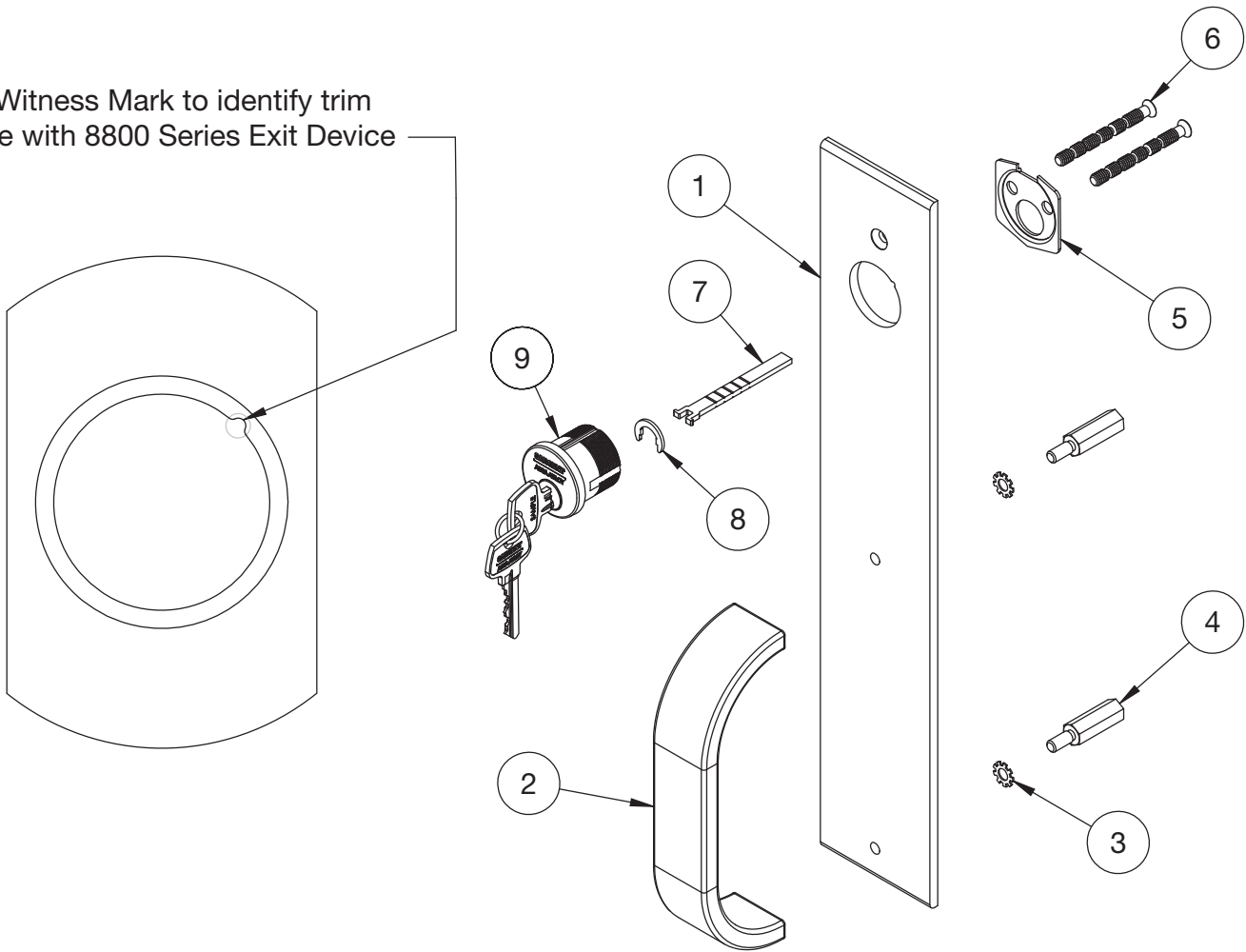
The warranty on SARGENT® products becomes void if the product is modified in any way, regardless of whether the modification causes or contributes to any alleged defect. If a SARGENT product is modified it may no longer meet industry certification and quality control standards applicable to the original product and is no longer a genuine SARGENT product.

Copyright © 2017-2020, SARGENT Manufacturing Company. All rights reserved. Reproduction in whole or in part without the express written permission of SARGENT Manufacturing Company is prohibited.

Item	Part No.	Description	Qty	Sellable
1	97-0561	Plate ¹	1	Yes
2	21-0165	Grip ¹	1	Yes
3	01-0227	Lock Washer	2	Yes
4	97-0119	Thru Bolt Stud	2	Yes
5	13-0086	Backplate	1	Yes
6	13-0074	Connecting Screw	2	Yes
7	13-0085	Connecting Bar	1	Yes
8	13-0080	Retaining Ring	1	Yes
9	N/A	Cylinder ^{1,2}	1	Yes
N/A	97-2955	Screw Pack	1	Yes

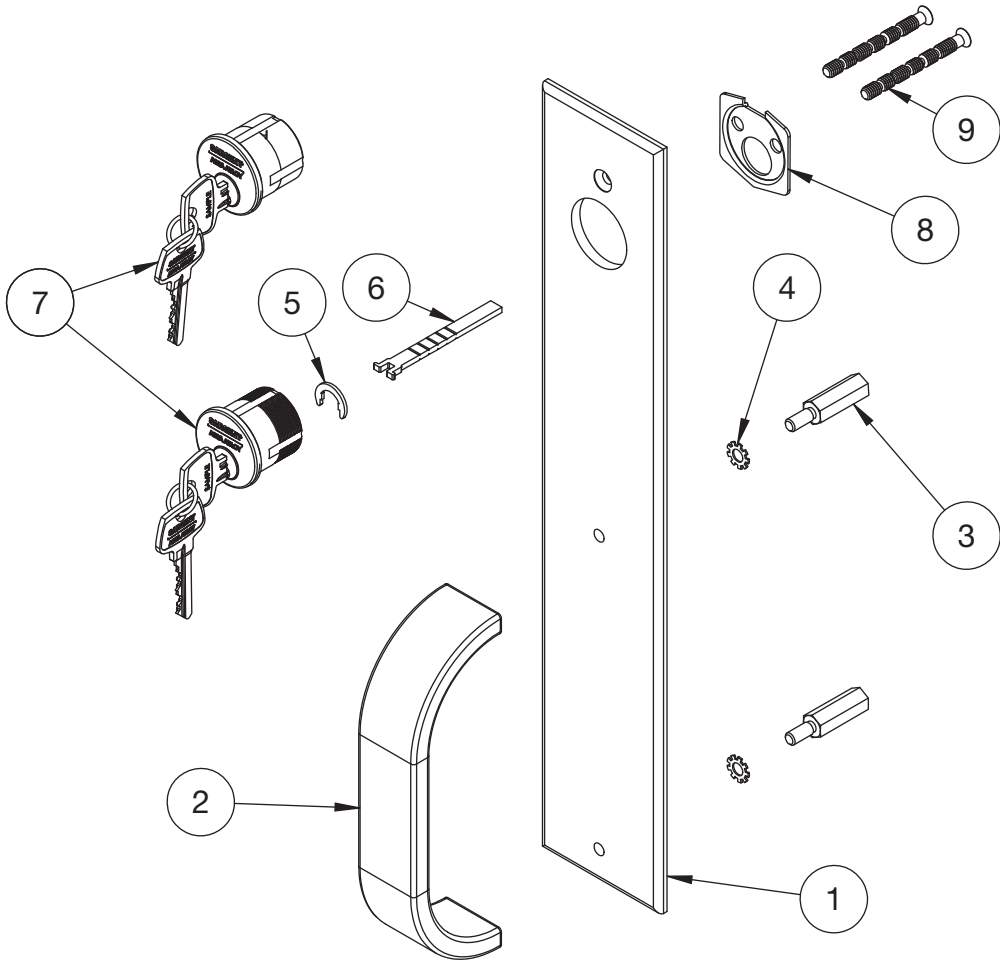
1. Specify finish
2. Specify cylinder size by keying requirements (cylinder comes with item 7 and item 8)
Note: Use for 8800 made before 2/5/2001

Note Witness Mark to identify trim
for use with 8800 Series Exit Device



Item	Part No.	Description	Qty	Sellable
1	98-0049	Plate ¹	1	Yes
2	21-0165	Grip ¹	1	Yes
3	97-0119	Thru Bolt Stud	2	Yes
4	01-0227	Lock Washer	2	Yes
5	13-0080	Barrel Retainer	2	Yes
6	13-0084	Locking Tail	1	Yes
7	N/A	Cylinder ^{1,2}	1	Yes
8	13-0086	Backplate	1	Yes
9	13-0074	Connecting Screw	2	Yes
	13-0075	Connecting Screw, 2 1/2" Door and Over		Yes
N/A	97-2955	Screw Pack, 1 3/4"	1	Yes
	97-2956	Screw Pack, 2 1/4"		Yes

1. Specify finish
2. Specify cylinder size by keying requirements (cylinder comes with item 5 and item 6)
Specify #34 cylinder for 8700 and 8800
Specify #41 cylinder (1 3/4") or
#43 cylinder (2 1/4") for 8300 or 8900



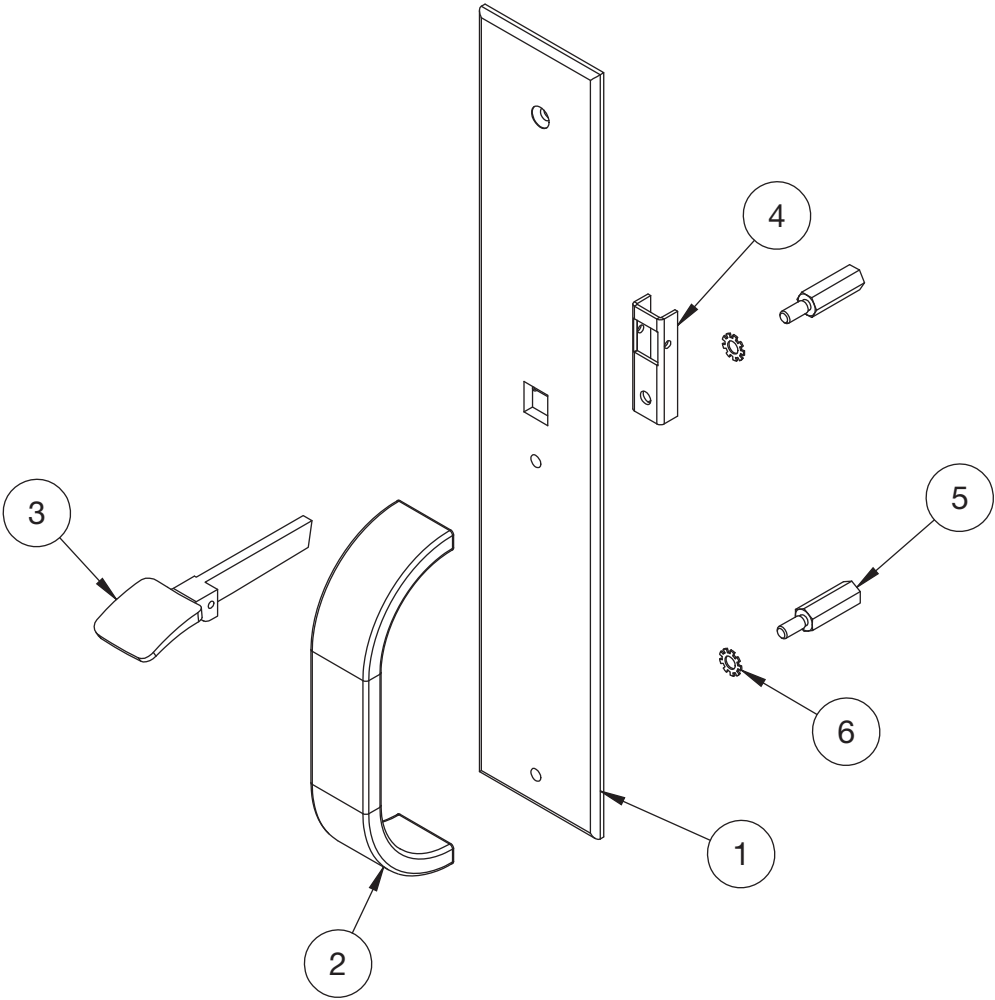
The warranty on SARGENT® products becomes void if the product is modified in any way, regardless of whether the modification causes or contributes to any alleged defect. If a SARGENT product is modified it may no longer meet industry certification and quality control standards applicable to the original product and is no longer a genuine SARGENT product.

Copyright © 2017-2020, SARGENT Manufacturing Company. All rights reserved. Reproduction in whole or in part without the express written permission of SARGENT Manufacturing Company is prohibited.

Experience a safer
and more open world

Item	Part No.	Description	Qty	Sellable
1	97-0286	Plate ¹	1	Yes
2	21-0165	Grip ¹	1	Yes
3	97-0182	Thumb Piece, LHR ^{1,2}	1	Yes
	97-0189	Thumb Piece, RHR ^{1,2}	1	Yes
4	97-0131	Thumb Piece Backplate	1	Yes
5	97-0119	Thru Bolt Stud	2	Yes
6	01-0227	Lock Washer	2	Yes
N/A	97-2955	Screw Pack, 1 3/4"	1	Yes
	97-2956	Screw Pack, 2 1/4"		Yes

1. Specify Finish
2. Specify Door Thickness and Device Line



Experience a safer
and more open world

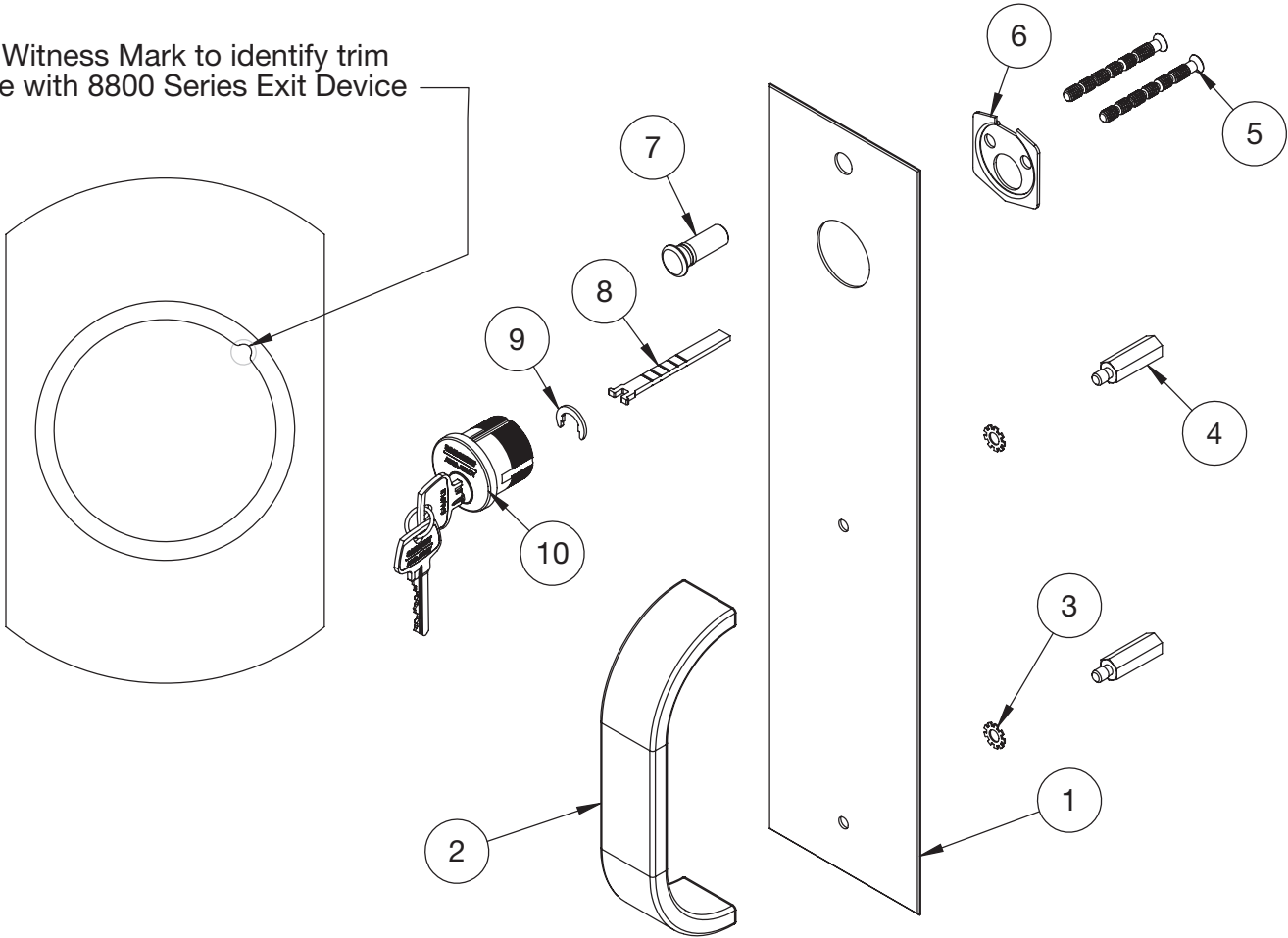
The warranty on SARGENT® products becomes void if the product is modified in any way, regardless of whether the modification causes or contributes to any alleged defect. If a SARGENT product is modified it may no longer meet industry certification and quality control standards applicable to the original product and is no longer a genuine SARGENT product.

Copyright © 2017-2020, SARGENT Manufacturing Company. All rights reserved. Reproduction in whole or in part without the express written permission of SARGENT Manufacturing Company is prohibited.

Item	Part No.	Description	Qty	Sellable
1	97-0562	Plate ¹	1	Yes
2	21-0165	Grip ¹	1	Yes
3	01-0227	Lock Washer	2	Yes
4	98-0071	Thru Bolt Stud	2	Yes
5	13-0074	Connecting Screw	2	Yes
6	13-0086	Backplate	1	Yes
7	97-0060	Grommet Nut ¹	1	Yes
8	13-0085	Connecting Bar	1	Yes
9	13-0080	Retainer	1	Yes
10	N/A	Cylinder ^{1,2}	1	Yes
N/A	97-2955	Screw Pack	1	Yes

1. Specify finish
2. Specify cylinder size by keying requirements (cylinder comes with item 8 and item 9)
Specify #34 cylinder 8800 made after 2/5/2001

Note Witness Mark to identify trim for use with 8800 Series Exit Device



The warranty on SARGENT® products becomes void if the product is modified in any way, regardless of whether the modification causes or contributes to any alleged defect. If a SARGENT product is modified it may no longer meet industry certification and quality control standards applicable to the original product and is no longer a genuine SARGENT product.

Copyright © 2017-2020, SARGENT Manufacturing Company. All rights reserved. Reproduction in whole or in part without the express written permission of SARGENT Manufacturing Company is prohibited.

Item	Part No.	Description	Qty	Sellable
1	97-3180	Plate ¹	1	Yes
2	21-0165	Grip ¹	1	Yes
3	98-0071	Thru Bolt Stud	2	Yes
4	01-0227	Lock Washer	2	Yes
5	13-0074	Connecting Screw	2	Yes
6	13-0086	Backplate	1	Yes
7	97-0060	Grommet Nut ¹	1	Yes
8	13-0085	Connecting Bar	1	Yes
9	13-0080	Retainer	1	Yes
10	N/A	Cylinder ^{1,2}	1	Yes
N/A	97-2955	Screw Pack, 1 3/4"	1	Yes
	97-2956	Screw Pack, 2 1/4"		Yes

1. Specify finish

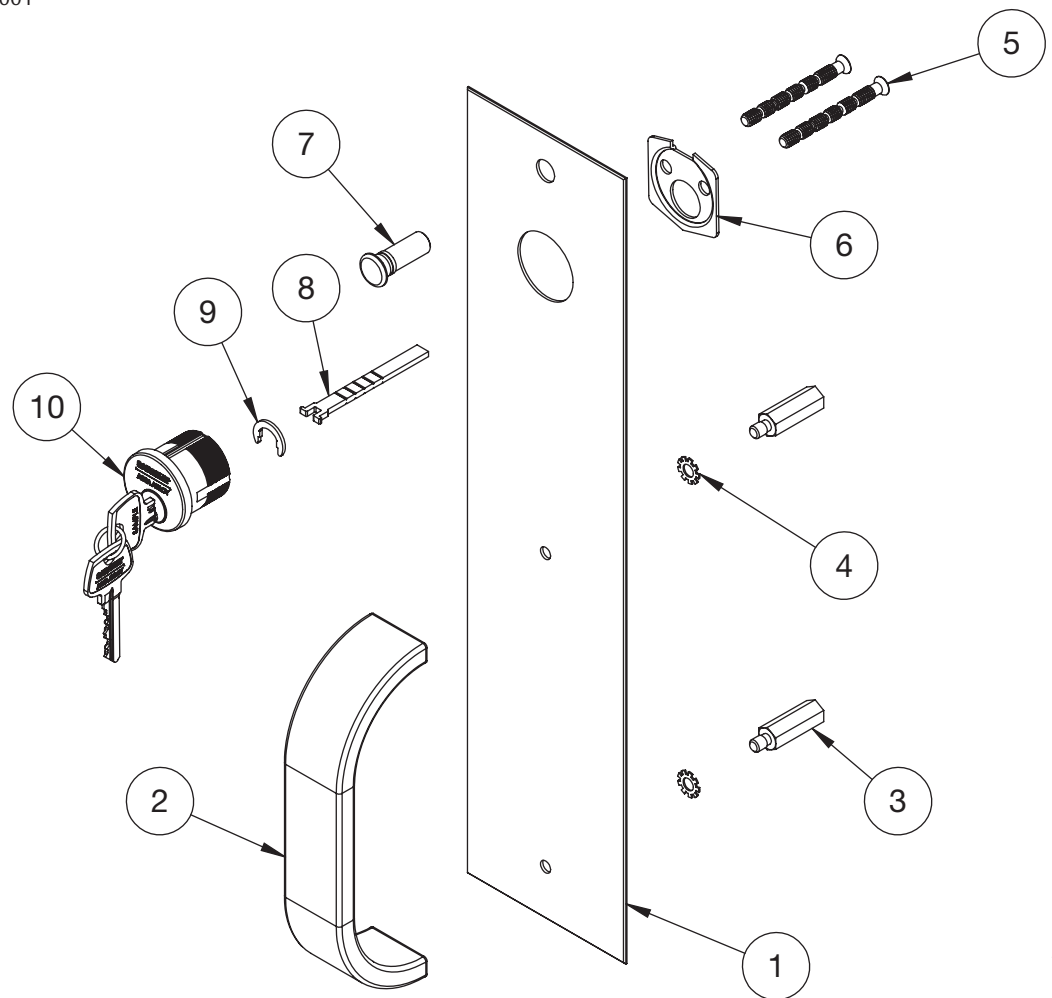
2. Specify cylinder size by keying requirements

Specify #34 cylinder for 8700 and 8800 (cylinder comes with item 8 and item 9)

Specify #41 cylinder (1 3/4") or

#43 cylinder (2 1/4") for 8300 or 8900

Note: Use for 8800 made before 2/5/2001

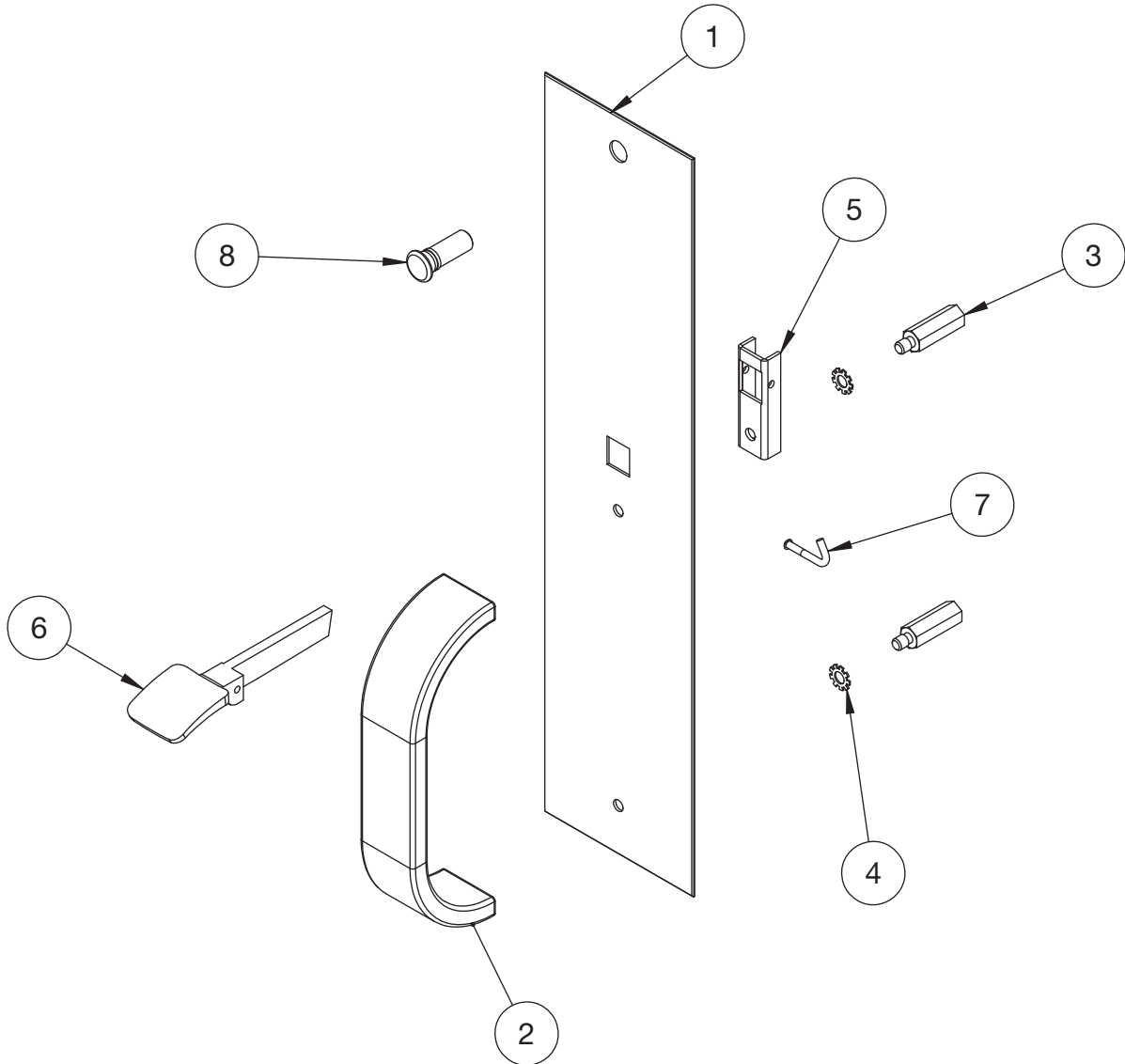


The warranty on SARGENT® products becomes void if the product is modified in any way, regardless of whether the modification causes or contributes to any alleged defect. If a SARGENT product is modified it may no longer meet industry certification and quality control standards applicable to the original product and is no longer a genuine SARGENT product.

Copyright © 2017-2020, SARGENT Manufacturing Company. All rights reserved. Reproduction in whole or in part without the express written permission of SARGENT Manufacturing Company is prohibited.

Item	Part No.	Description	Qty	Sellable
1	97-0291	Plate ¹	1	Yes
2	21-0165	Grip ¹	1	Yes
3	98-0071	Thru Bolt Stud	2	Yes
4	01-0227	Lock Washer	2	Yes
5	97-0131	Thumb Piece Back Plate	1	Yes
6	97-0182	Thumb Piece, LHR ^{1,2}	1	Yes
	97-0189	Thumb Piece, RHR ^{1,2}	2	Yes
7	97-0156	Oval Head Rivet	1	Yes
8	97-0060	Grommet Nut ¹	1	Yes
N/A	97-2955	Screw Pack, 1 3/4"	1	Yes
	97-2956	Screw Pack, 2 1/4"		Yes

- 1. Specify Finish
- 2. Specify Door Thickness and Device Line

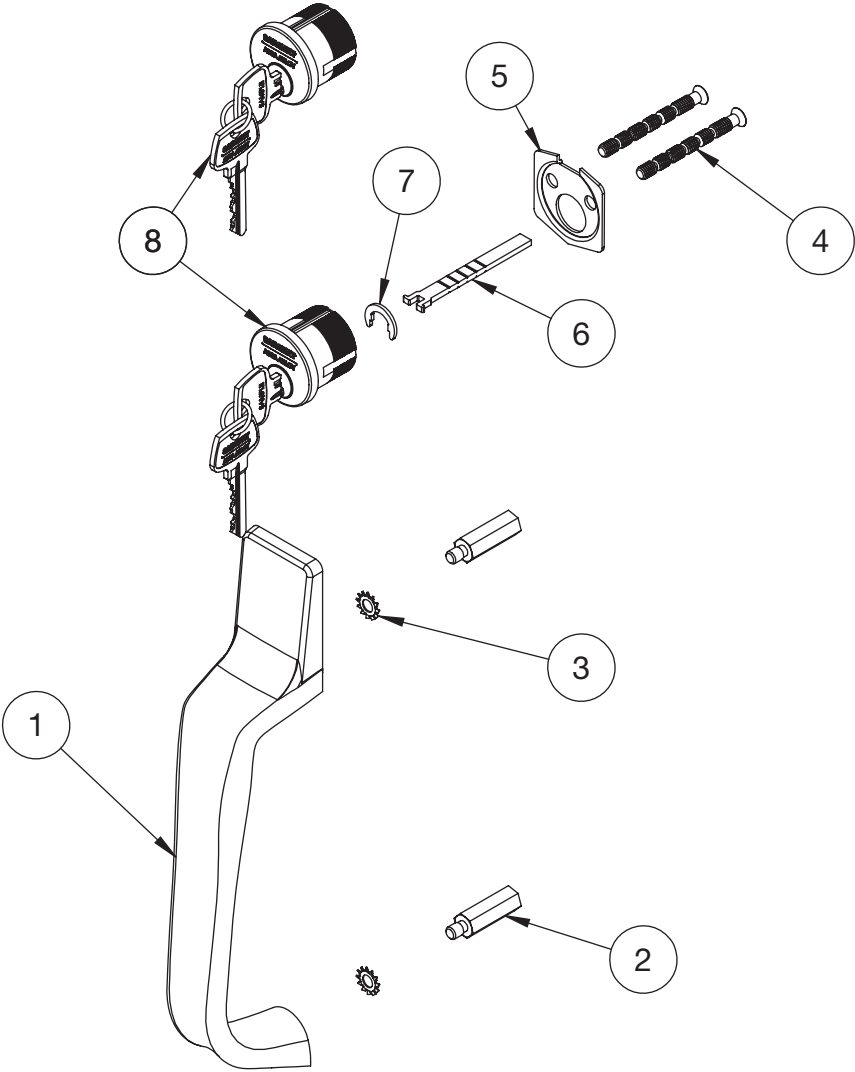


The warranty on SARGENT® products becomes void if the product is modified in any way, regardless of whether the modification causes or contributes to any alleged defect. If a SARGENT product is modified it may no longer meet industry certification and quality control standards applicable to the original product and is no longer a genuine SARGENT product.

Copyright © 2017-2020, SARGENT Manufacturing Company. All rights reserved. Reproduction in whole or in part without the express written permission of SARGENT Manufacturing Company is prohibited.

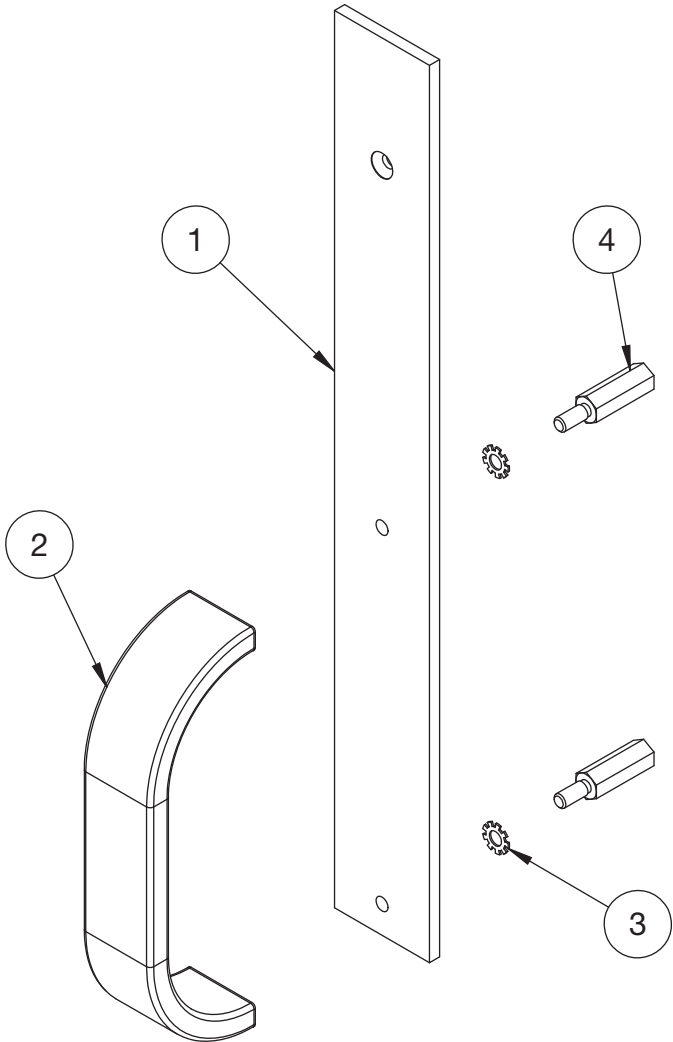
Item	Part No.	Description	Qty	Sellable
1	97-0064	Grip ¹	1	Yes
2	98-0071	Thru Bolt Stud	2	Yes
3	01-0227	Lock Washer	2	Yes
4	13-0074	Connecting Screw	2	Yes
5	13-0086	Backplate	1	Yes
6	13-0085	Connecting Bar	1	Yes
7	13-0080	Retainer	1	Yes
8	N/A	Cylinder ^{1,2}	1	Yes
N/A	97-2953	Screw Pack, 1 3/4"	1	Yes
	97-2954	Screw Pack, 2 1/4"		Yes

- 1. Specify finish
- 2. Specify cylinder size by keying requirements
 - Specify #34 cylinder for 8700 and 8800 (cylinder comes with item 6 and item 7)
 - Specify #41 cylinder (1 3/4") or
 - #43 cylinder (2 1/4") for 8300 or 8900



Item	Part No.	Description	Qty	Sellable
1	97-0309	Plate¹	1	Yes
2	21-0165	Grip¹	1	Yes
3	01-0227	Lock Washer	2	Yes
4	97-0119	Thru Bolt Stud	2	Yes
N/A	97-2955	Screw Pack, 1 3/4"	1	Yes
	97-2956	Screw Pack, 2 1/4"		Yes

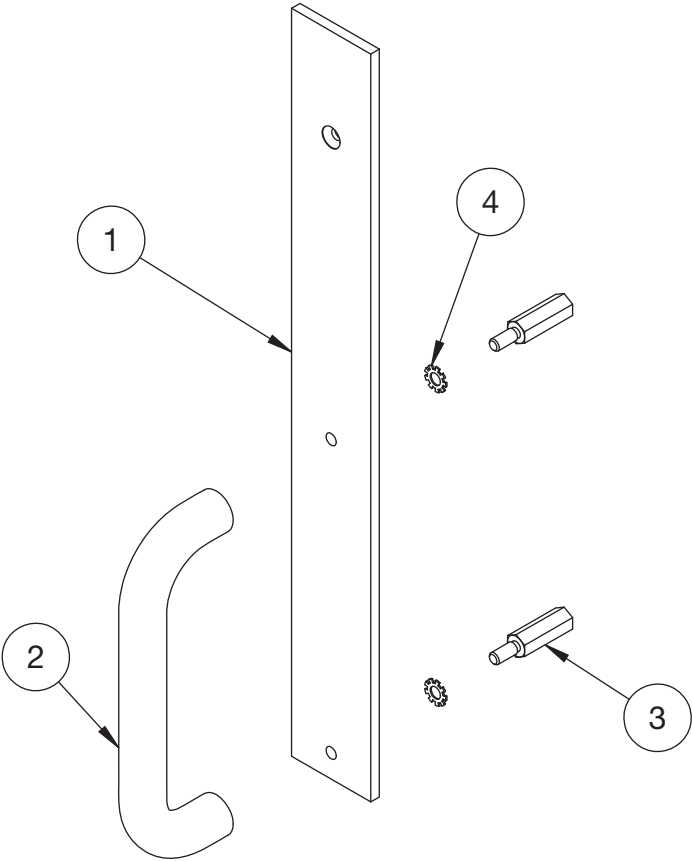
1. Specify Finish



A8231-K 02/20

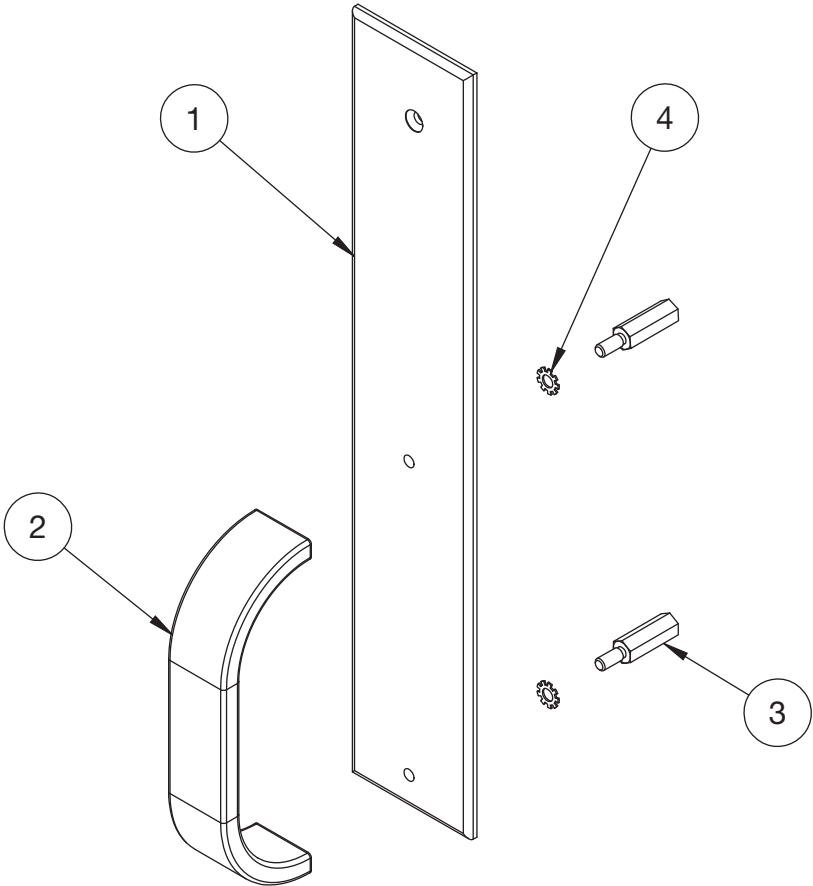
Item	Part No.	Description	Qty	Sellable
1	97-0309	Plate ¹	1	Yes
2	97-0367	Grip ¹	1	Yes
3	97-0119	Thru Bolt Stud	2	Yes
4	01-0227	Lock Washer	2	Yes
N/A	97-2955	Screw Pack, 1 3/4"	1	Yes
	97-2956	Screw Pack, 2 1/4"		Yes

1. Specify Finish



Item	Part No.	Description	Qty	Sellable
1	97-0114	Plate¹	1	Yes
2	21-0165	Grip¹	1	Yes
3	97-0119	Thru Bolt Stud	2	Yes
4	01-0227	Lock Washer	2	Yes
N/A	97-2955	Screw Pack, 1 3/4"	1	Yes
	97-2956	Screw Pack, 2 1/4"		Yes

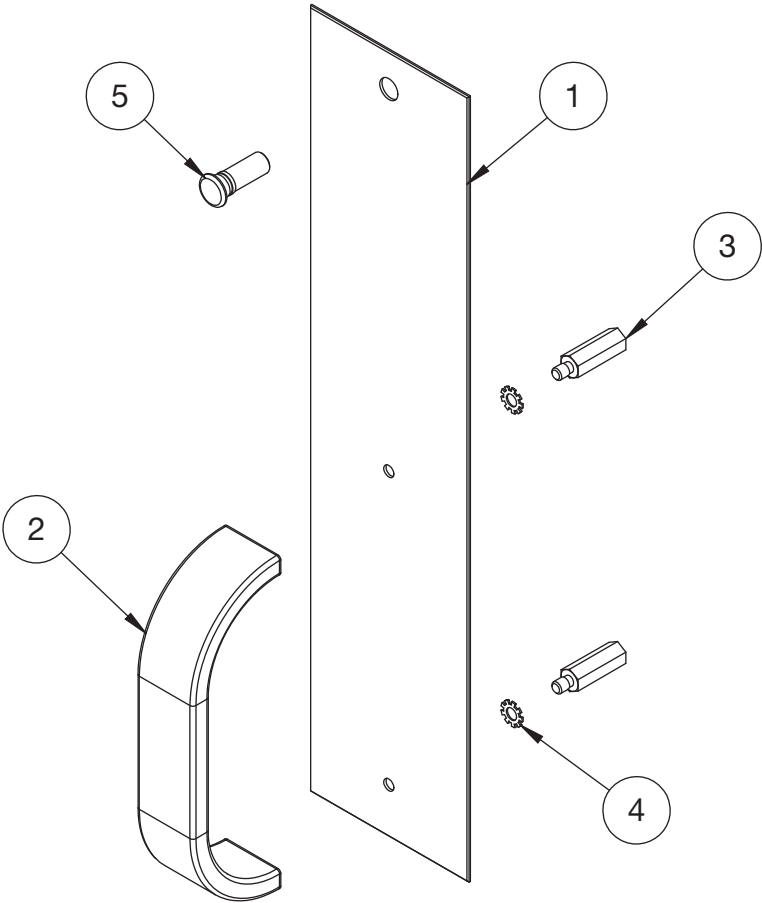
1. Specify Finish



A8231-K 02/20

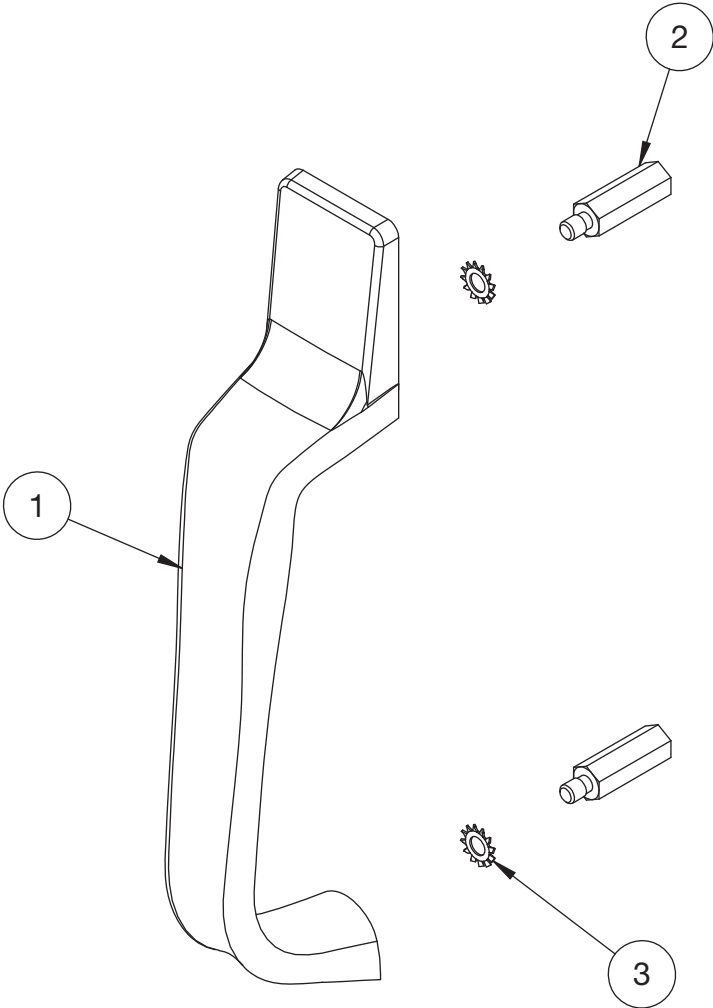
Item	Part No.	Description	Qty	Sellable
1	98-0126	Plate ¹	1	Yes
2	21-0165	Grip ¹	1	Yes
3	98-0071	Thru Bolt Stud	2	Yes
4	01-0227	Lock Washer	2	Yes
5	97-0060	Grommet Nut ¹	1	Yes
N/A	97-2955	Screw Pack, 1 3/4"	1	Yes
	97-2956	Screw Pack, 2 1/4"		Yes

1. Specify Finish



Item	Part No.	Description	Qty	Sellable
1	97-0064	Grip ¹	1	Yes
2	98-0071	Thru Bolt Stud	2	Yes
3	01-0227	Lock Washer	2	Yes
N/A	97-2953	Screw Pack, 1 3/4"	1	Yes
	97-2954	Screw Pack, 2 1/4"		Yes

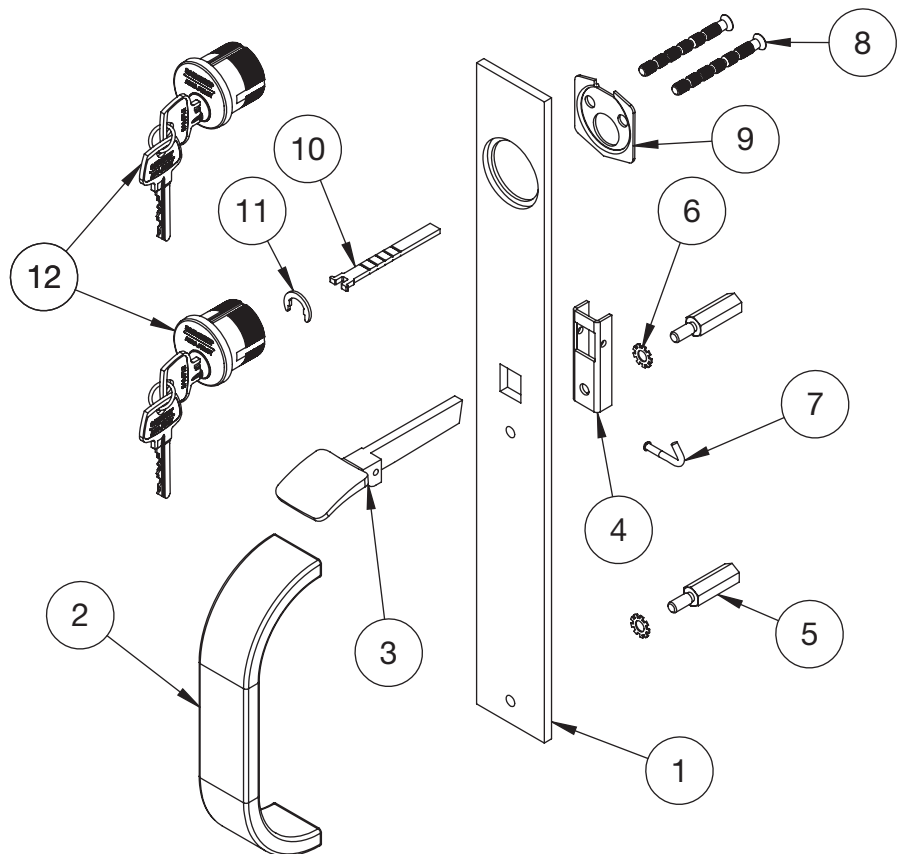
1. Specify Finish



A8231-K 02/20

Item	Part No.	Description	Qty	Sellable
1	97-0311	Plate ¹	1	Yes
2	21-0165	Grip ¹	1	Yes
3	97-0182	Thumb Piece, LHR ^{1,3}	1	Yes
	97-0189	Thumb Piece, RHR ^{1,3}		Yes
4	97-0131	Thumb Piece Back Plate	1	Yes
5	97-0119	Thru Bolt Stud	2	Yes
6	01-0227	Lock Washer	2	Yes
7	97-0156	Oval Head Rivet	1	Yes
8	13-0074	Connecting Screw	2	Yes
	13-0075	Connecting Screw, 2 1/2" Door Thickness and Over		Yes
9	13-0086	Back Plate	1	Yes
10	13-0085	Locking Tail	1	Yes
11	13-0080	Retainer	1	Yes
12	N/A	Cylinder ^{1,2}	1	Yes
N/A	97-2955	Screw Pack, 1 3/4"	1	Yes
	97-2956	Screw Pack, 2 1/4"		Yes

1. Specify finish
2. Specify cylinder size by keying requirements
Specify #34 cylinder for 8700 and 8800 (cylinder comes with item 10 and item 11)
Specify #41 cylinder (1 3/4") or
#43 Cylinder (2 1/4") for 8300 or 8900
3. Specify door thickness and device line

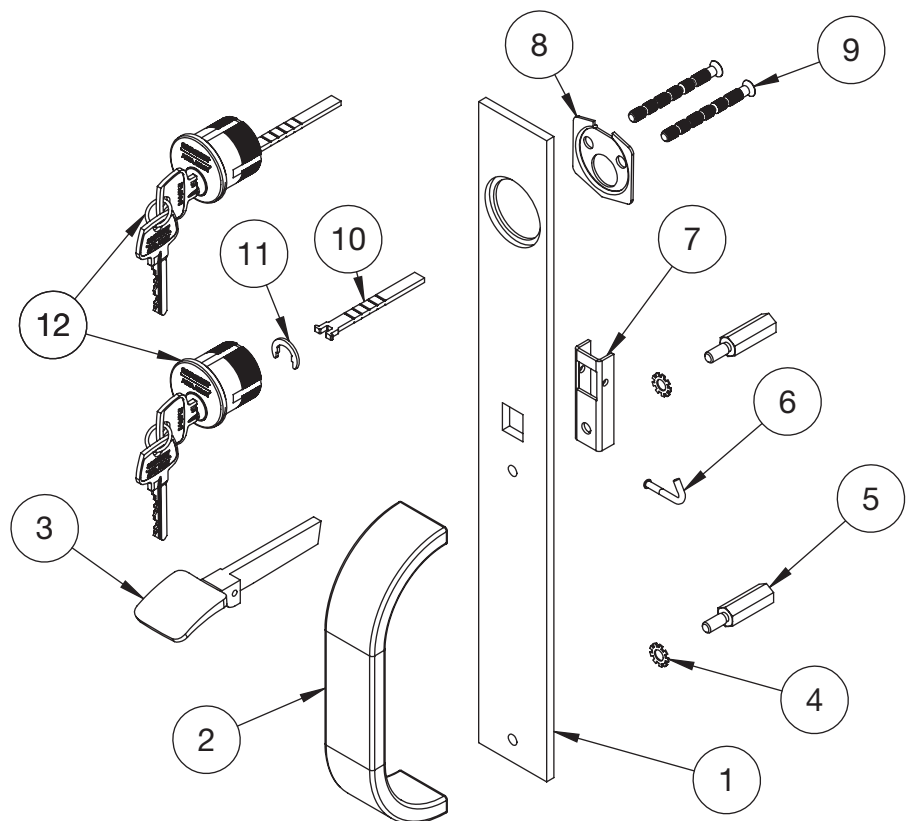


The warranty on SARGENT® products becomes void if the product is modified in any way, regardless of whether the modification causes or contributes to any alleged defect. If a SARGENT product is modified it may no longer meet industry certification and quality control standards applicable to the original product and is no longer a genuine SARGENT product.

Copyright © 2017-2020, SARGENT Manufacturing Company. All rights reserved. Reproduction in whole or in part without the express written permission of SARGENT Manufacturing Company is prohibited.

Item	Part No.	Description	Qty	Sellable
1	97-0311	Plate ¹	1	Yes
2	21-0165	Grip ¹	1	Yes
3	97-0182	Thumb Piece, LHR ^{1,3}	1	Yes
	97-0189	Thumb Piece, RHR ^{1,3}		Yes
4	01-0227	Lock Washer	2	Yes
5	97-0131	Thru Bolt Stud	2	Yes
6	97-0156	Oval Head Rivet	1	Yes
7	97-0131	Thumb Piece Back Plate	1	Yes
8	13-0086	Back Plate	1	Yes
9	13-0074	Connecting Screw	2	Yes
10	13-0085	Connecting Bar	1	Yes
11	13-0080	Retainer	1	Yes
12	N/A	Cylinder ^{1,2}	1	Yes
N/A	97-2955	Screw Pack, 1 3/4"	1	Yes
	97-2956	Screw Pack, 2 1/4"		Yes

1. Specify finish
2. Specify cylinder size by keying requirements
Specify #34 cylinder for 8700 and 8800 (cylinder comes with item 10 and item 11)
Specify #41 cylinder (1 3/4") or
#43 cylinder (2 1/4") for 8300 or 8900
3. Specify door thickness and device line



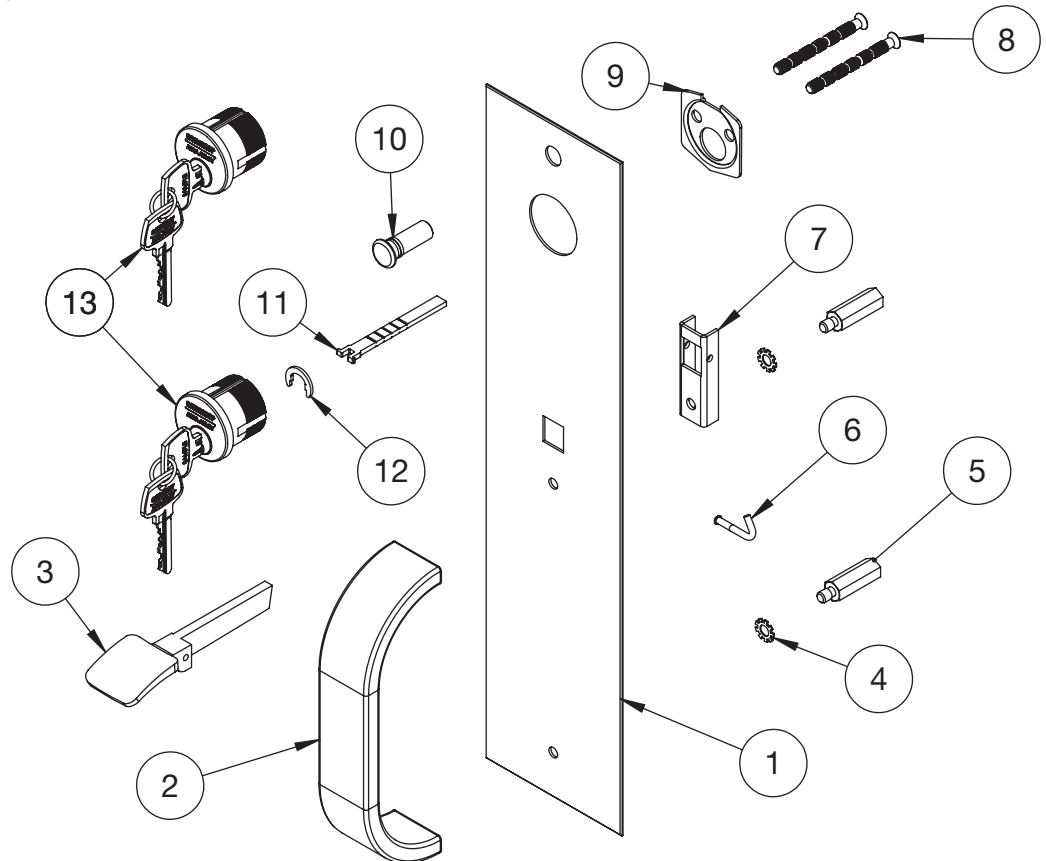
The warranty on SARGENT® products becomes void if the product is modified in any way, regardless of whether the modification causes or contributes to any alleged defect. If a SARGENT product is modified it may no longer meet industry certification and quality control standards applicable to the original product and is no longer a genuine SARGENT product.

Copyright © 2017-2020, SARGENT Manufacturing Company. All rights reserved. Reproduction in whole or in part without the express written permission of SARGENT Manufacturing Company is prohibited.

Experience a safer
and more open world

Item	Part No.	Description	Qty	Sellable
1	98-0119	Plate ¹	1	Yes
2	21-0165	Grip ¹	1	Yes
3	97-0182	Thumb Piece, LHR ^{1,3}	1	Yes
	97-0189	Thumb Piece, RHR ^{1,3}		Yes
4	01-0227	Lock Washer	2	Yes
5	97-0071	Thru Bolt Stud	2	Yes
6	97-0156	Oval Head Rivet	1	Yes
7	97-0131	Thumb Piece Backplate	1	Yes
8	13-0074	Connecting Screw	2	Yes
9	13-0086	Backplate	1	Yes
10	97-0060	Grommet Nut	1	Yes
11	13-0085	Connecting Bar	1	Yes
12	13-0080	Retainer	1	Yes
13	N/A	Cylinder ^{1,2}	1	Yes
N/A	97-2955	Screw Pack, 1 3/4"	1	Yes
	97-2956	Screw Pack, 2 1/4"		Yes

1. Specify finish
2. Specify cylinder size by keying requirements
Specify #34 cylinder for 8700 and 8800 (cylinder comes with item 11 and item 12)
Specify #41 cylinder (1 3/4") or
#43 cylinder (2 1/4") for 8300 or 8900
3. Specify door thickness and device line

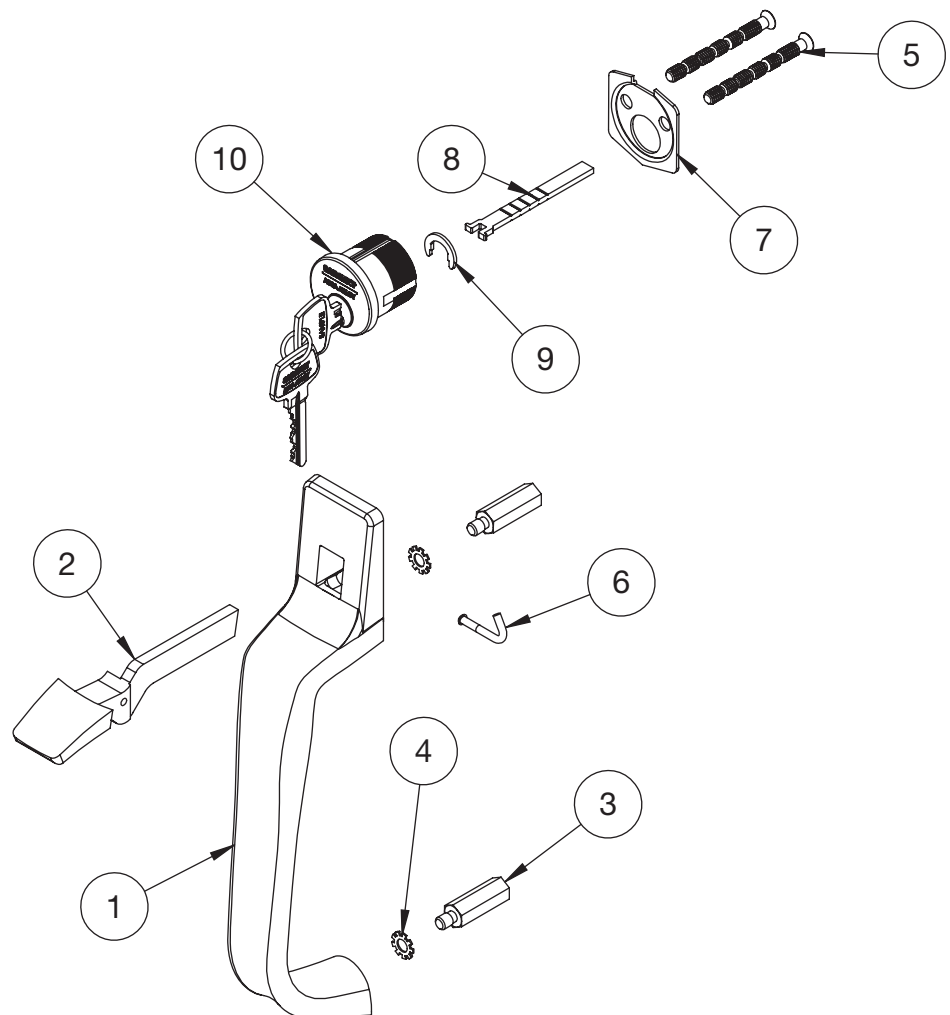


The warranty on SARGENT® products becomes void if the product is modified in any way, regardless of whether the modification causes or contributes to any alleged defect. If a SARGENT product is modified it may no longer meet industry certification and quality control standards applicable to the original product and is no longer a genuine SARGENT product.

Copyright © 2017-2020, SARGENT Manufacturing Company. All rights reserved. Reproduction in whole or in part without the express written permission of SARGENT Manufacturing Company is prohibited.

Item	Part No.	Description	Qty	Sellable
1	97-0058	Grip ¹	1	Yes
2	97-0203	Thumbpiece, LHR ^{1,3}	1	Yes
	97-0214	Thumbpiece, RHR ^{1,3}		Yes
3	98-0071	Thru Bolt Stud	2	Yes
4	01-0227	Lock Washer	2	Yes
5	13-0074	Connecting Screw	2	Yes
6	97-0156	Oval Head Rivet	1	Yes
7	13-0086	Cylinder Back Plate	1	Yes
8	13-0085	Connecting Bar	1	Yes
9	13-0080	Retainer	1	Yes
10	N/A	Cylinder ^{1,2}	1	Yes
N/A	97-2953	Screw Pack, 1 3/4"	1	Yes
	97-2954	Screw Pack, 2 1/4"		Yes

1. Specify finish
2. Specify cylinder size by keying requirements
 - Specify #34 cylinder for 8700 and 8800 (cylinder comes with item 8 and item 9)
 - Specify #41 cylinder (1 3/4") or
 - #43 cylinder (2 1/4") for 8300 or 8900
3. Specify door thickness and device line

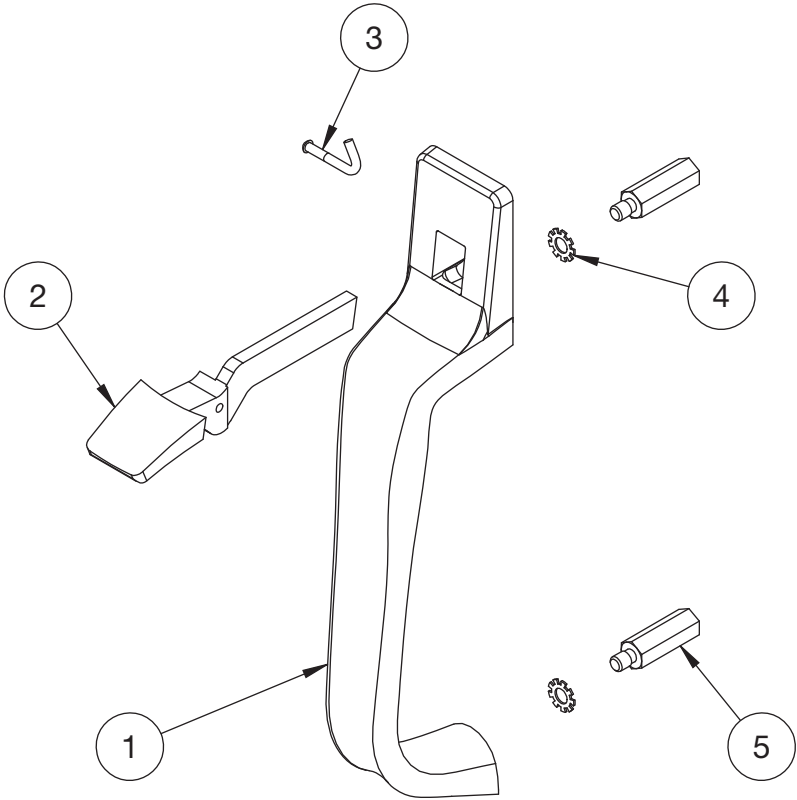


The warranty on SARGENT® products becomes void if the product is modified in any way, regardless of whether the modification causes or contributes to any alleged defect. If a SARGENT product is modified it may no longer meet industry certification and quality control standards applicable to the original product and is no longer a genuine SARGENT product.

Copyright © 2017-2020, SARGENT Manufacturing Company. All rights reserved. Reproduction in whole or in part without the express written permission of SARGENT Manufacturing Company is prohibited.

Item	Part No.	Description	Qty	Sellable
1	97-0058	Grip ¹	1	Yes
2	97-0203	Thumb Piece, LHR ^{1,2}	1	Yes
	97-0214	Thumb Piece, RHR ^{1,2}		Yes
3	97-0156	Oval Head Rivet	1	Yes
4	01-0227	Lock Washer	2	Yes
5	98-0071	Thru Bolt Stud	2	Yes
N/A	97-2953	Screw Pack, 1 3/4"	1	Yes
	97-2954	Screw Pack, 2 1/4"		Yes

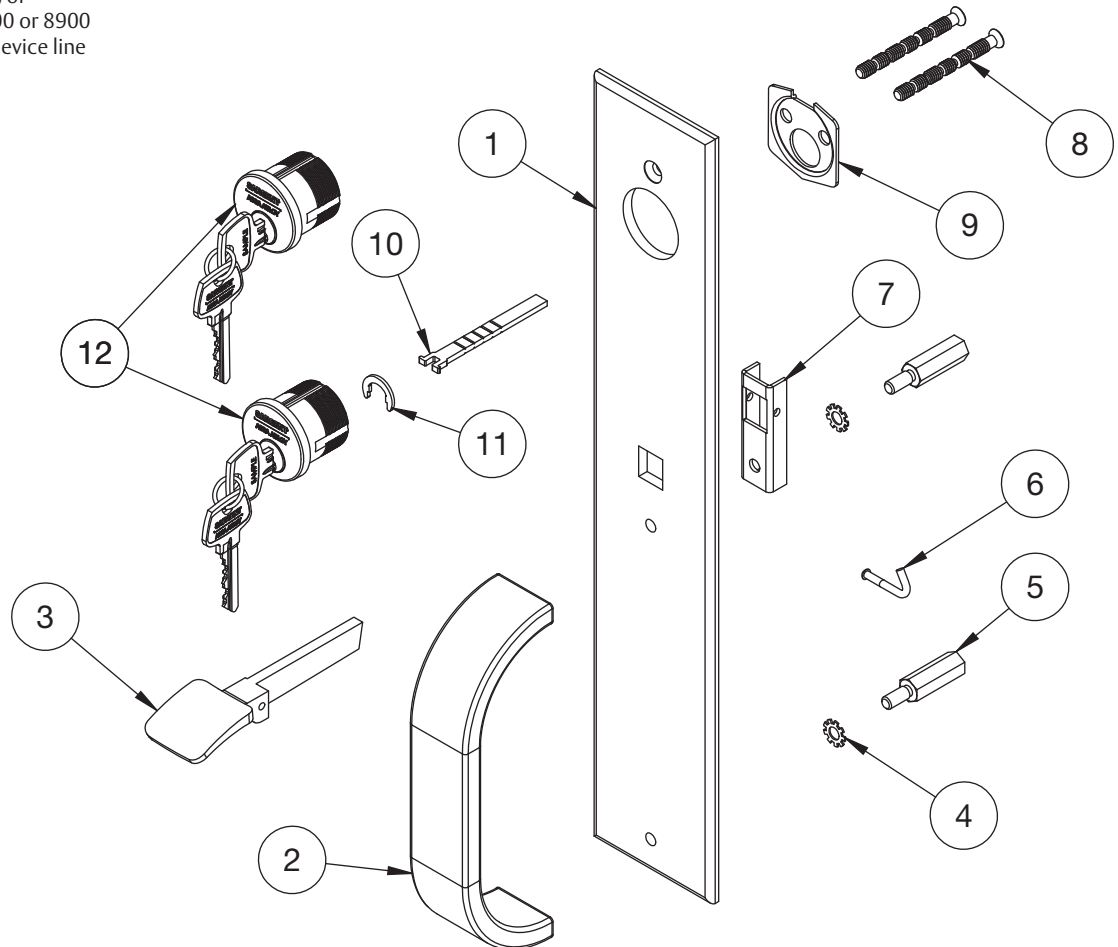
1. Specify Finish
2. Specify Door Thickness and Device Line



A8231-K 02/20

Item	Part No.	Description	Qty	Sellable
1	97-0122	Plate ¹	1	Yes
2	21-0165	Grip ¹	1	Yes
3	97-0182	Thumb Piece, LHR ^{1,3}	1	Yes
	97-0189	Thumb Piece, RHR ^{1,3}		Yes
4	01-0227	Lock Washer	2	Yes
5	97-0119	Thru Bolt Stud	2	Yes
6	97-0156	Oval Head Rivet	1	Yes
7	97-0131	Thumb Piece Backplate	1	Yes
8	13-0074	Connecting Screw	2	Yes
9	13-0086	Backplate	1	Yes
10	13-0085	Connecting Bar	1	Yes
11	13-0080	Retainer	1	Yes
12	N/A	Cylinder ^{1,2}	1	Yes
N/A	97-2955	Screw Pack, 1 3/4"	1	Yes
	97-2956	Screw Pack, 2 1/4"		Yes

1. Specify finish
2. Specify cylinder size by keying requirements
 - Specify #34 cylinder for 8700 and 8800 (cylinder comes with item 10 and item 11)
 - Specify #41 cylinder (1 3/4") or
 - #43 cylinder (2 1/4") for 8300 or 8900
3. Specify door thickness and device line



The warranty on SARGENT® products becomes void if the product is modified in any way, regardless of whether the modification causes or contributes to any alleged defect. If a SARGENT product is modified it may no longer meet industry certification and quality control standards applicable to the original product and is no longer a genuine SARGENT product.

Copyright © 2017-2020, SARGENT Manufacturing Company. All rights reserved. Reproduction in whole or in part without the express written permission of SARGENT Manufacturing Company is prohibited.

Auxiliary Controls

106

113

31-106

31-113

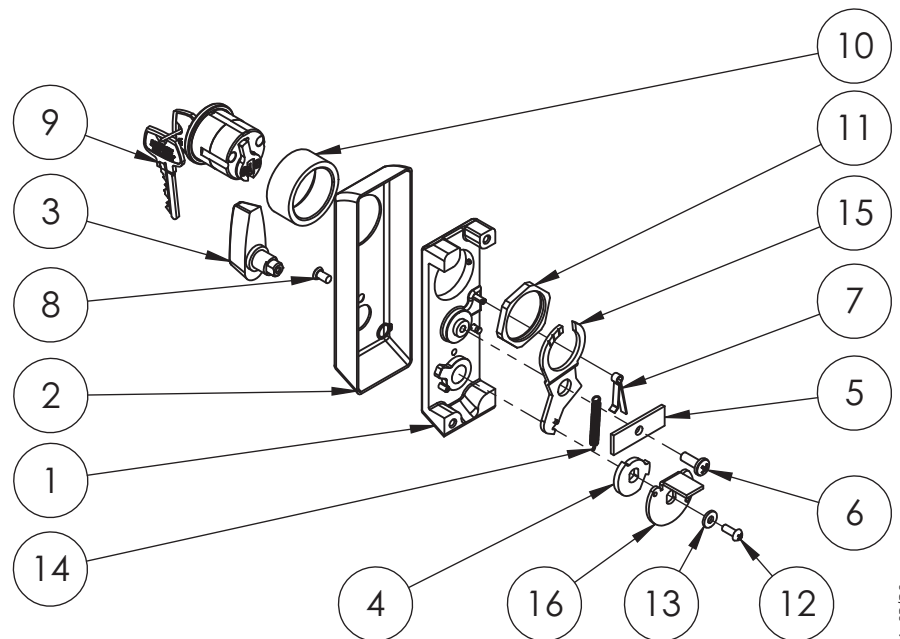
SARGENT®

ASSA ABLOY

Function	Assembly No.	Description	Sellable
Night Latch	94-2093*	Standard	Yes
Classroom	94-2094*		Yes
Night Latch	94-2426*	Cladding	Yes
Classroom	94-2427*		Yes

Item	Part No.	Description	Qty	Sellable
1	94-2089	Chassis Subassembly	1	Yes
2	94-0119	Cover*	1	Yes
3	94-2121	Turn Lever Assembly*	1	Yes
4	94-0110	Cam	1	Yes
5	94-0051	Lever Locking Plate	1	Yes
6	32-1254	#10-24 x 1/2 PHMS	1	Yes
7	94-0054	Lever Spring	1	Yes
8	97-0052	#8-32 x 5/16 Ohms W/ #6 Head	1	Yes
9	—	Cylinder & Key Assembly*	1	Yes
10	97-0350	Cylinder Collar*	1	Yes
11	13-0180	Cylinder Nut	1	Yes
12	01-3582	#6-32 x 3/8 RHMS	1	Yes
13	01-0204	#6-32 x 3/8 Flat Washer	1	Yes
14	94-0109	Extension Spring	1	Yes
15	94-0114	Locking Lever	1	Yes
	94-2249	Locking Lever & Pin Assembly	1	Yes
16	94-2087	Lever Assembly	1	Yes
	94-2419	Lever Assembly	1	Yes
17	94-2448	H1 Aux Control Adapter Pack	1	Yes
18	94-2447	Wd Aux Control Adapter Pack	1	Yes

*Specify finish



The warranty on SARGENT® products becomes void if the product is modified in any way, regardless of whether the modification causes or contributes to any alleged defect. If a SARGENT product is modified it may no longer meet industry certification and quality control standards applicable to the original product and is no longer a genuine SARGENT product.

Copyright © 2017-2020, SARGENT Manufacturing Company. All rights reserved. Reproduction in whole or in part without the express written permission of SARGENT Manufacturing Company is prohibited.

Experience a safer
and more open world

165

A8231-K 02/20

Auxiliary Controls

306

313

31-306

31-306

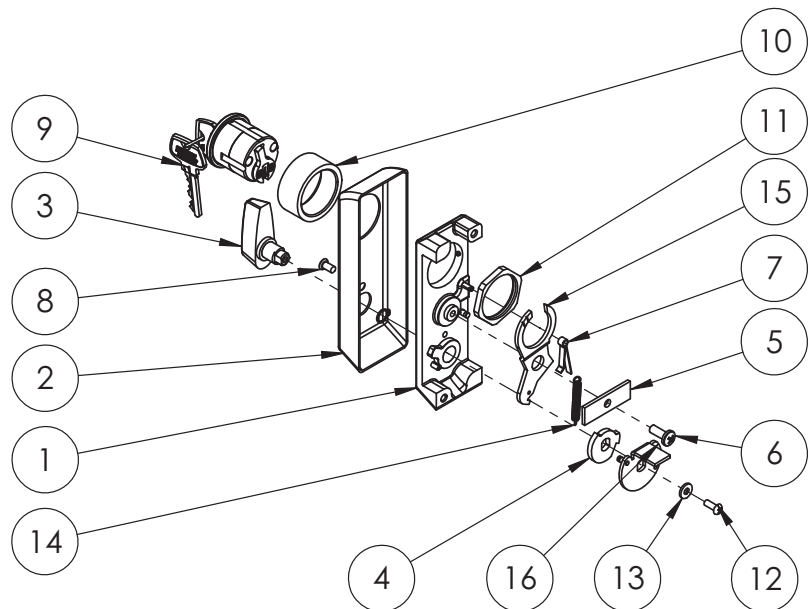
SARGENT®

ASSA ABLOY

Function	Assembly No.	Description	Sellable
Night Latch	94-2091*	Standard	Yes
Classroom	94-2092*		Yes
Night Latch	94-2428*	Cladding	Yes
Classroom	94-2429*		Yes

Item	Part No.	Description	Qty	Sellable
1	94-2089	Chassis Subassembly	1	Yes
2	94-0119	Cover*	1	Yes
3	94-2121	Turn Lever Assembly*	1	Yes
4	94-0110	Cam	1	Yes
5	94-0051	Lever Locking Plate	1	Yes
6	32-1254	#10-24 x 1/2 PHMS	1	Yes
7	94-0054	Lever Spring	1	Yes
8	97-0052	#8-32 x 5/16 Ohms W/ #6 Head	1	Yes
9	—	Cylinder & Key Assembly*	1	Yes
10	97-0350	Cylinder Collar*	1	Yes
11	13-0180	Cylinder Nut	1	Yes
12	01-3582	#6-32 x 3/8 RHMS	1	Yes
13	01-0204	#6-32 x 3/8 Flat Washer	1	Yes
14	94-0109	Extension Spring	1	Yes
15	94-0112	Locking Lever	1	Yes
	94-0114			Yes
16	94-2329	Lever Assembly	1	Yes
	94-2088			Yes
	94-2421			Yes
	94-2420			Yes
17	94-2448	H1 Aux Control Adapter Pack	1	Yes
18	94-2447	Wd Aux Control Adapter Pack	1	Yes

*Specify finish



The warranty on SARGENT® products becomes void if the product is modified in any way, regardless of whether the modification causes or contributes to any alleged defect. If a SARGENT product is modified it may no longer meet industry certification and quality control standards applicable to the original product and is no longer a genuine SARGENT product.

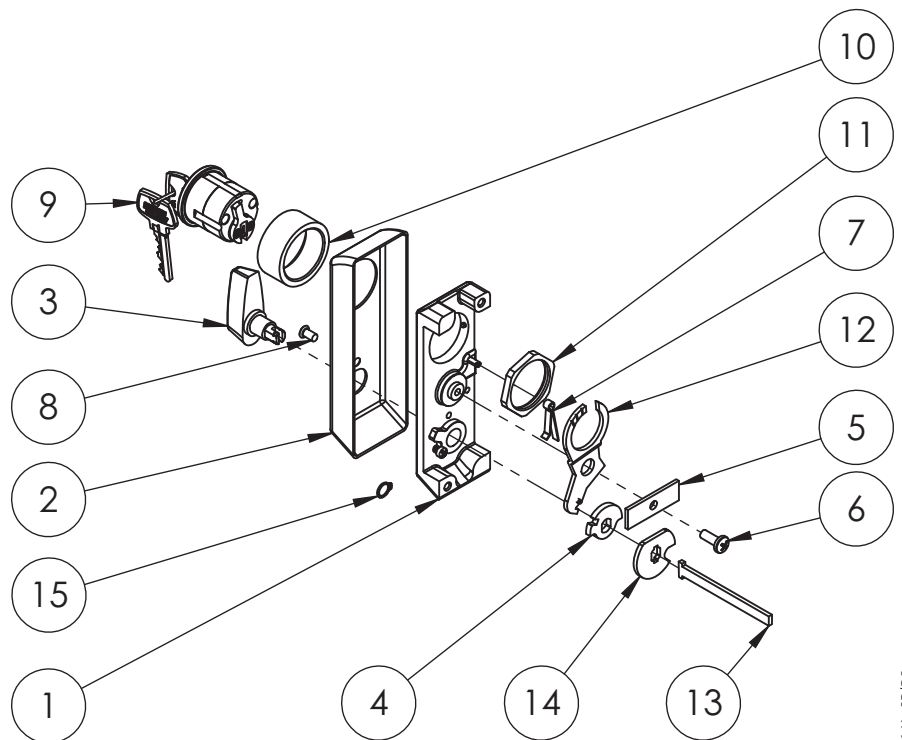
Copyright © 2017-2020, SARGENT Manufacturing Company. All rights reserved. Reproduction in whole or in part without the express written permission of SARGENT Manufacturing Company is prohibited.

Experience a safer
and more open world

Function	Assembly No.	Description	Sellable
Night Latch	94-2093*	NB	Yes
Classroom	94-2094*		Yes

Item	Part No.	Description	Qty	Sellable
1	94-2372	Chassis Subassembly	1	Yes
2	94-0119	Cover*	1	Yes
3	94-2373	Turn Lever Assembly*	1	Yes
4	94-0185	Locking Hub	1	Yes
5	94-0051	Lever Locking Plate	1	Yes
6	32-1254	#10-24 x 1/2 PHMS	1	Yes
7	94-0054	Lever Spring	1	Yes
8	97-0052	#8-32 x 5/16 Ohms W/ #6 Head	1	Yes
9	—	Cylinder & Key Assembly*	1	Yes
10	97-0350	Cylinder Collar*	1	Yes
11	13-0180	Cylinder Nut	1	Yes
12	94-0114	Locking Lever	1	Yes
	94-2249	Locking Lever & Pin Assembly		Yes
13	94-0184	Tail Piece	1	Yes
14	94-0186	Space	1	Yes
15	01-4552	5/16 Retaining Ring	1	Yes
16	94-2448	H1 Aux Control Adapter Pack	1	Yes
17	94-2447	Wd Aux Control Adapter Pack	1	Yes

*Specify finish



The warranty on SARGENT® products becomes void if the product is modified in any way, regardless of whether the modification causes or contributes to any alleged defect. If a SARGENT product is modified it may no longer meet industry certification and quality control standards applicable to the original product and is no longer a genuine SARGENT product.

Copyright © 2017-2020, SARGENT Manufacturing Company. All rights reserved. Reproduction in whole or in part without the express written permission of SARGENT Manufacturing Company is prohibited.

The ASSA ABLOY Group is the global leader in access solutions. Every day, we help billions of people experience a more open world.

ASSA ABLOY Opening Solutions leads the development within door openings and products for access solutions in homes, businesses and institutions. Our offering includes doors, frames, door and window hardware, locks, perimeter fencing, access control and service.



SARGENT Manufacturing Company
100 Sargent Drive
New Haven, CT 06511 USA
800-727-5477
www.sargentlock.com

Founded in the early 1800s, SARGENT® is a market leader in locksets, cylinders, door closers, exit devices, electro-mechanical products and access control systems for new construction, renovation, and replacement applications. The company's customer base includes commercial construction, institutional, and industrial markets.
Copyright © 2017-2020, SARGENT Manufacturing Company. All rights reserved. Reproduction in whole or in part without the express written permission of SARGENT Manufacturing Company is prohibited. Patent pending and/or patent www.assaabloydss.com/patents.

A8231:K 02/20