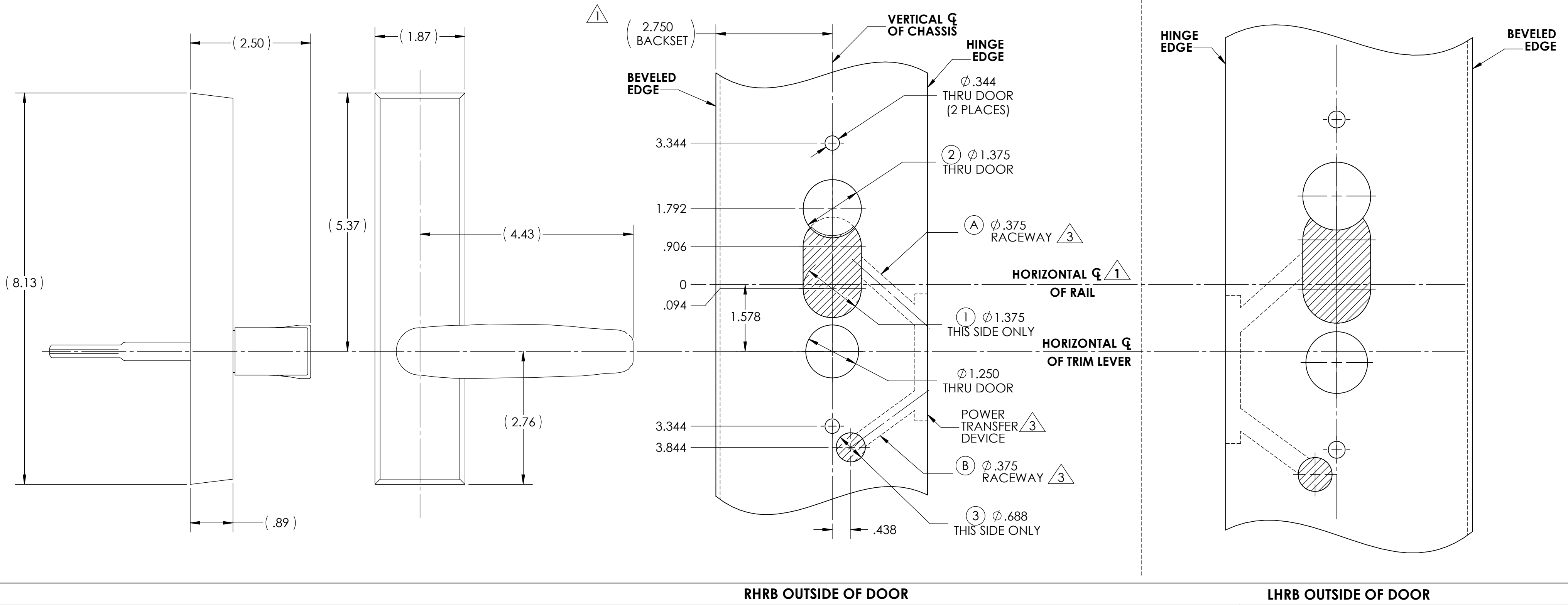


METAL DOOR

SERIES	FUNCTIONS	FEATURE ① (SOLENOID)	FEATURE ② (CYLINDER)	FEATURE ③ (54- PREFIX)	RACEWAY LOCATION
8800	773-8, 774-8	X	--	--	Ⓐ
	54-773-8, 54-774-8	X	--	X	Ⓐ
	775-8, 776-8	X	X	--	Ⓐ
	54-775-8, 54-776-8	X	X	X	Ⓐ
	ALL OTHER 54-700-8	--	SEE NOTE 2	X	Ⓑ



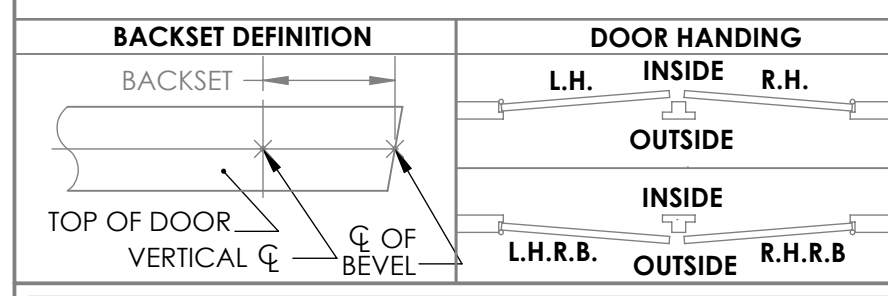
RHRB OUTSIDE OF DOOR

LHRB OUTSIDE OF DOOR

NOTES:

- FOR LOCATION OF VERTICAL CENTERLINES, HORIZONTAL CENTERLINES AND ALL ADDITIONAL EXIT DEVICES PREP. REFER TO APPROPRIATE EXIT DEVICE TEMPLATE.
- FOR ADDITIONAL "ET" TRIM DOOR PREP CUTOUTS REFER TO TEMPLATE 4414.
- a. ϕ .375 RACE WAY FOR ELECTRO LYNX APPLICATIONS REFER TO MCKINNEY TRANSFER CATALOG.
b. DOOR MANUFACTURER TO MAKE PROVISIONS TO PROTECT WIRES FROM ABRASION.
c. DOOR MANUFACTURE TO PROVIDE CLEARANCE REINFORCEMENT TO ALLOW INSERTION OF ELECTRICAL HINGE.
d. CONSULT WITH POWER TRANSFER MANUFACTURER FOR DEVICE CUTOUT.
- SUITABLE REINFORCEMENT REQUIRED FOR METAL DOORS.
- BEVEL REQUIRED (NOT SHOWN), PREP TO ANSI A115 SPECIFICATIONS.
- TOLERANCE ALL DIMENSIONS \pm .015.
- FOR WOOD DOOR PREP SEE SHEET 2.

AUTHORIZED PREFIXES
54



SARGENT
ASSA ABLOY

Sargent Manufacturing Company
100 Sargent Drive New Haven, CT 06511

DOOR MFG TEMPLATE: 54-700-8 LEVER
MONITORING "ET", & 773-8, 774-8, 775-8 & 776-8
SOLENOID OPERATED "ET" CONTROL FOR USE
WITH 8800 & 12-8800 SERIES RIM TYPE EXIT DEVICES
METAL DOOR (SHEET 1 OF 2)

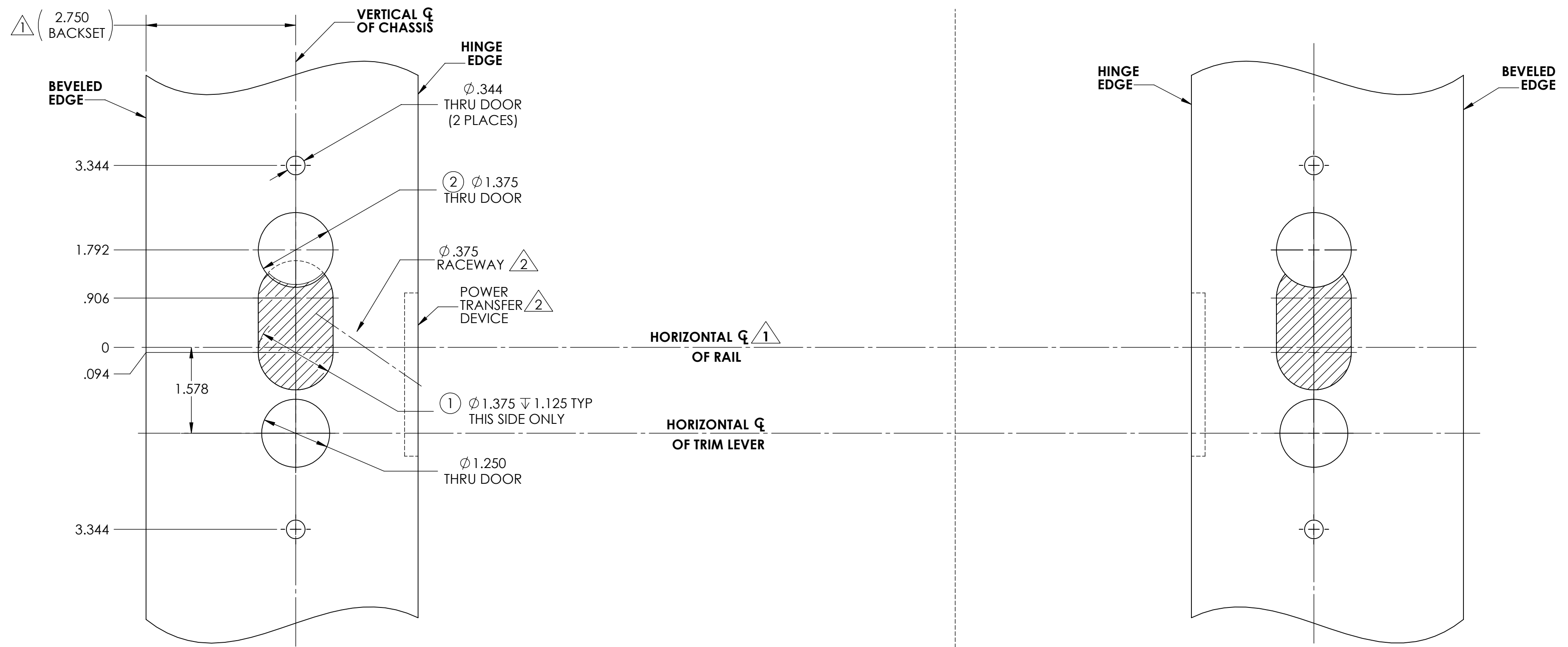
RELEASE DATE

TEMPLATE NO.
4530 E

REVISIONS				
ZONE	REV.	DESCRIPTION	DATE	APPROVED
-	-	See Sheet 1	-	-

SERIES	FUNCTIONS	FEATURE (1) (SOLENOID)	FEATURE (2) (CYLINDER)
8800	773-8, 774-8	X	--
	775-8, 776-8	X	X

WOOD DOOR

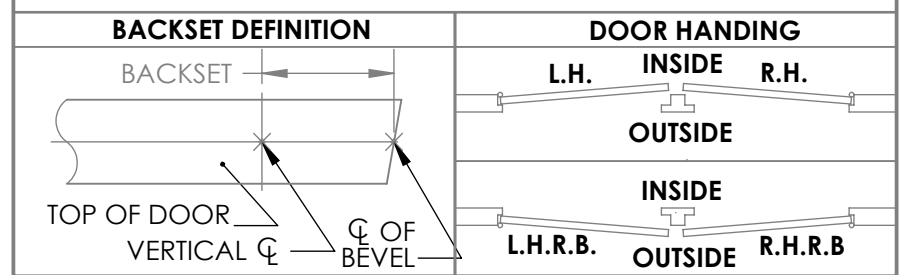


← TRIM BORDER LINE

RHRB OUTSIDE OF DOOR

LHRB OUTSIDE OF DOOR

AUTHORIZED PREFIXES
54



- NOTES:
- FOR LOCATION OF VERTICAL CENTERLINES, HORIZONTAL CENTERLINES AND ALL ADDITIONAL EXIT DEVICES PREP. REFER TO APPROPRIATE EXIT DEVICE TEMPLATE.
 - 0.375 RACE WAY FOR ELECTRO LYNX APPLICATIONS REFER TO MCKINNEY TRANSFER CATALOG.
 - DOOR MANUFACTURE TO MAKE PROVISIONS TO PROTECT WIRES FROM ABRASION.
 - DOOR MANUFACTURE TO PROVIDE CLEARANCE REINFORCEMENT TO ALLOW INSERTION OF ELECTRICAL HINGE.
 - CONSULT WITH POWER TRANSFER MANUFACTURER FOR DEVICE CUTOUT.
 - BEVEL REQUIRED (NOT SHOWN), PREP TO ANSI A115 SPECIFICATIONS.
 - TOLERANCE ALL DIMENSIONS ±.015.
 - FOR TRIM DIMENSIONS OR METAL DOOR PREP SEE SHEET 1.

SARGENT Sargent Manufacturing Company
100 Sargent Drive New Haven, CT 06511

ASSA ABLOY

DOOR MFG TEMPLATE: 773-8, 774-8, 775-8 & 776-8
SOLENOID OPERATED "ET" CONTROL FOR USE
WITH 8800 & 12-8800 SERIES RIM TYPE EXIT DEVICES
WOOD DOOR (SHEET 2 OF 2)

RELEASE DATE: AUG 7 2013
TEMPLATE NO. 4530 E

INTERPRET DRAWING PER ANSI Y14.5M-1994 UNLESS OTHERWISE SPECIFIED ALL DIMENSIONS ARE IN INCHES.		DRAWN BY/DATE: RL 5/6/10	SARGENT SARGENT Manufacturing Company 100 Sargent Drive New Haven, CT 06511
TOLERANCE: .XX ±.01 ANGLE: ±1° FRACTION: ±1/64		CHECKED BY/DATE: PN 8/7/10	
MFG ENG/DATE: RMC 6/10/10		ART. ELECTRO-MECHANICAL 700 SERIES ET	
FNL APPROVAL/DATE: JW 6/23/10		TITLE: DOOR MANUFACTURERS TEMPLATE	
CONFIDENTIAL		SIZE: DWG No. 4530	
FNL APPROVAL/DATE: NAM 7/16/10		SCALE: 2:3	
SARGENT MANUFACTURING COMPANY		SHEET: 2 of 2	