

PERIMETER GASKETING

CONTENTS:

Standard Perimeter Gasketing.....	PG-2-PG4
Stainless Steel Perimeter Gasketing	PG-5
Adjustable Jamb Gasketing	PG-5
Heavy Duty Perimeter Gasketing - Standard Jamb.....	PG-6
Heavy Duty Perimeter Gasketing - Head Section.....	PG-6
Snap Cover Perimeter Gasketing with Concealed Fasteners	PG-7
Heavy Duty Interlock Perimeter Gasketing.....	PG-7
Kerf-In Weatherstrip-Foam, Silicone	PG-8-PG-9
Thermoplastic Kerf-In Weatherstrip	PG-9
Magnetic Kerf-In Weatherstrip	PG-9
Adhesive Perimeter Gasketing.....	PG-9-PG-10
Interlock Weatherstrip For Wood Doors	PG-11
Interlock Weatherstrip For Wood Windows.....	PG-11
Cushion/Spring Weatherstrip	PG-12

INDEX:

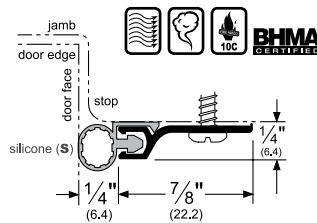
PRODUCT	PAGE	PRODUCT	PAGE	PRODUCT	PAGE
2P.....	PG-11	316.....	PG-2	375SSR.....	PG-5
4C.....	PG-11	319.....	PG-3	AM44.....	PG-10
4P.....	PG-11	322.....	PG-5	AM88.....	PG-10
6C.....	PG-11	330.....	PG-4	MAG349	PG-9
10.....	PG-11	331.....	PG-11	NL1634.....	PG-12
11.....	PG-11	332.....	PG-3	NL1678.....	PG-12
30.....	PG-11	335.....	PG-7	NL13516.....	PG-12
41M.....	PG-11	336.....	PG-7	P50.....	PG-9
43.....	PG-11	350.....	PG-5	P51B17.....	PG-12
70C-100.....	PG-12	375.....	PG-4	PF114PS.....	PG-10
70D-100.....	PG-12	379.....	PG-5	PK33.....	PG-10
70E-100.....	PG-12	2815_M.....	PG-9	PK52.....	PG-9
70F-100.....	PG-12	2891.....	PG-6	PK55.....	PG-10
71.....	PG-12	2892.....	PG-6	Q102.....	PG-8
73.....	PG-12	2893.....	PG-6	Q103.....	PG-8
74.....	PG-12	28945	PG-6	Q106.....	PG-8
75.....	PG-12	2902.....	PG-6	Q107.....	PG-8
285.....	PG-4	2903.....	PG-6	Q108.....	PG-8
290.....	PG-6	29045	PG-6	S44.....	PG-9
294.....	PG-3	29310.....	PG-7	S44x2.....	PG-10
296.....	PG-4	29313.....	PG-7	S52.....	PG-8
297.....	PG-2	29321	PG-7	S77.....	PG-10
299.....	PG-3	29344	PG-7	S88.....	PG-9
303.....	PG-2	29346	PG-7	S104.....	PG-8
305.....	PG-3	305SSE.....	PG-5	S105.....	PG-8
306.....	PG-2	305SSS.....	PG-5	S109.....	PG-8
309.....	PG-4	315SSR.....	PG-5	S771x6.....	PG-10
312.....	PG-4	319SSN	PG-5	S773.....	PG-9
315.....	PG-4	332SSR.....	PG-5	S776.....	PG-10

Standard Perimeter Gasketing

- Rigid jamb weatherstrip shown mounted on openings with $\frac{1}{16}$ " gaps; however, each weatherstrip can seal gaps up to the depth of its seal. Seal depth provided on each illustration (example: the **303** has a $\frac{1}{4}$ " seal; therefore, it can seal up to a $\frac{1}{4}$ " gap)
- Punched on 6" centers with slotted holes for adjustment
- Stainless steel fasteners are standard
- Other fasteners are available
- Models **294**, **303**, and **306** are available with self-adhesive two-sided tape (TST) and tek screws (3 slotted holes per part) for easy installation. To obtain this option, add "TST" to the end of the part when ordering (example: **303AVTST**)

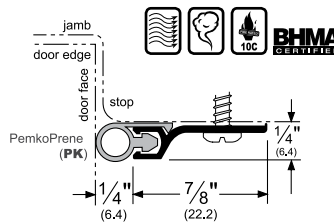
303_S

AVAILABLE FINISHES:
A, BDG, C, D, G, PW, SN



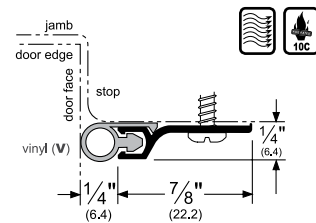
303_PK

AVAILABLE FINISHES:
A, BDG, C, D, G, PW, SN



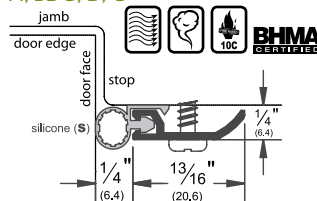
303_V

AVAILABLE FINISHES:
A, BDG, C, D, G, PW, SN



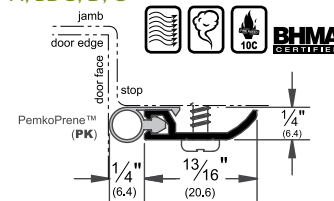
316_S

AVAILABLE FINISHES:
A, BDG, D, G



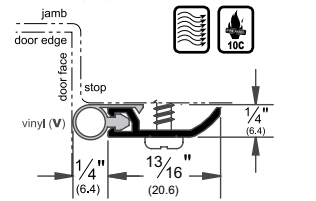
316_PK

AVAILABLE FINISHES:
A, BDG, D, G



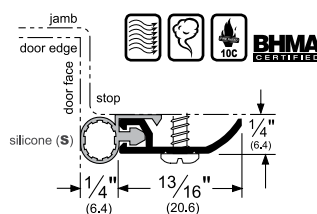
316_V

AVAILABLE FINISHES:
A, BDG, D, G



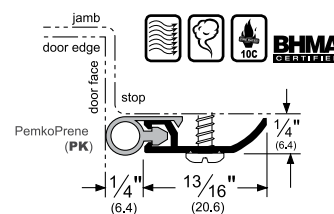
297_S

AVAILABLE FINISHES:
A, BDG, D, G, PW, SN



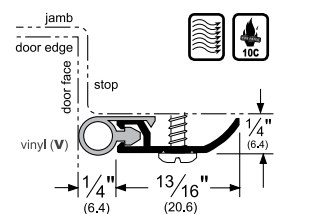
297_PK

AVAILABLE FINISHES:
A, BDG, D, G, PW, SN



297_V

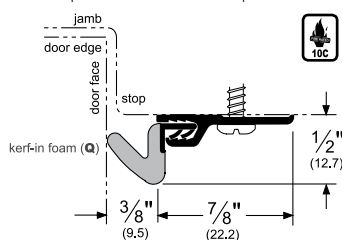
AVAILABLE FINISHES:
A, BDG, D, G, PW, SN



306_Q

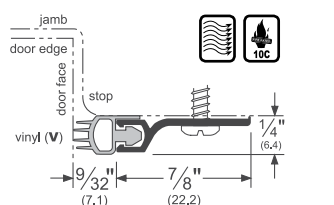
AVAILABLE FINISHES:
A, D, PW

Minimum space between the door face and the stop is $\frac{3}{16}$ "; maximum space is $\frac{5}{16}$ "



306_V

AVAILABLE FINISHES:
A, BDG, D, G, PW, SN



NOTE: Products shown in this section may not be drawn to scale.

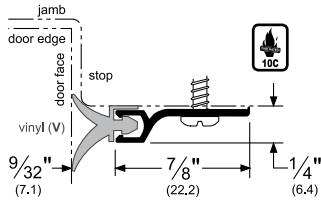
AVAILABLE FINISHES FOR PRODUCTS SHOWN ON THIS PAGE (see General Information section for finish chart)

A (Mill Finish Aluminum) **BDG** (Bright Dip Gold Anodized) **C** (Clear Anodized) **D** (Dark Bronze Anodized) **G** (Gold Anodized) **PW** (Painted White) **SN** (Satin Nickel Anodized)

Standard Perimeter Gasketing (Cont.)

294_V

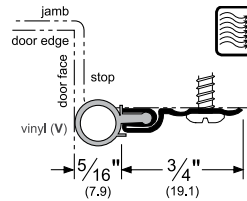
AVAILABLE FINISHES:
A, BDG, D, G, PW, SN



299_V

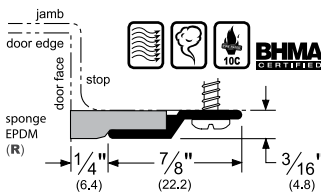
AVAILABLE FINISHES:
PA, PD, PG, PW

Available only in 36", 72", 80",
84" and 96" lengths



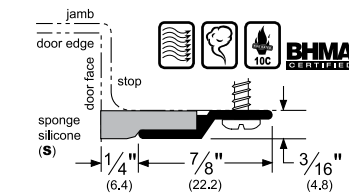
305_R

AVAILABLE FINISHES:
B, C, D, G



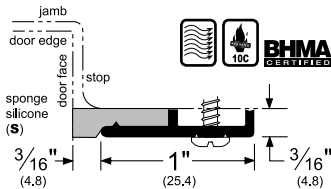
305_S

AVAILABLE FINISHES:
B, C, D, G



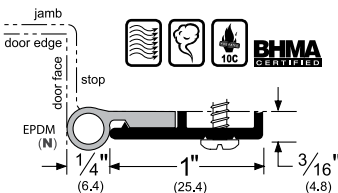
319_S

AVAILABLE FINISHES:
C, D, G



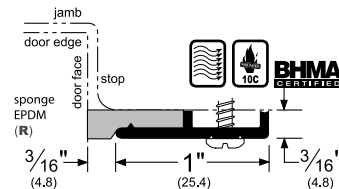
319_N

AVAILABLE FINISHES:
C, D, G



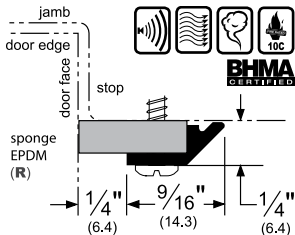
319_R

AVAILABLE FINISHES:
C, D, G



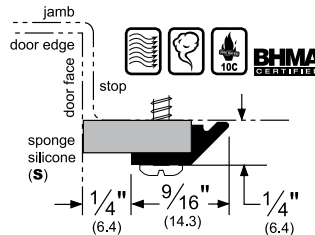
332_R

AVAILABLE FINISHES:
C, D, G



332_S

AVAILABLE FINISHES:
C, D, G



NOTE: Products shown in this section may not be drawn to scale.

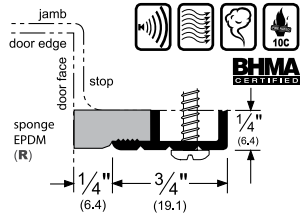
AVAILABLE FINISHES FOR PRODUCTS SHOWN ON THIS PAGE (see General Information section for finish chart)

A (Mill Finish Aluminum) B (Mill Finish Extruded Bronze [Brass]) BDG (Bright Dip Gold Anodized) C (Clear Anodized) D (Dark Bronze Anodized) G (Gold Anodized)
PA (Mill Finish Aluminum) PD (Painted Dark Bronze) PG (Painted Gold) PW (Painted White) SN (Satin Nickel Anodized)

Standard Perimeter Gasketing (Cont.)

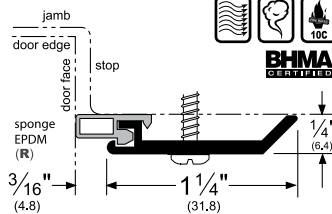
312_R

AVAILABLE FINISHES:
B, C, D, G



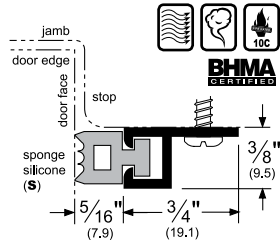
315_R

AVAILABLE FINISHES:
B, C, D, G



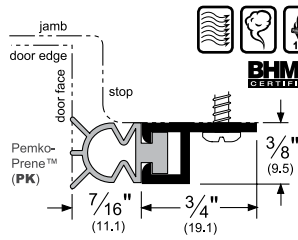
296_S

AVAILABLE FINISHES:
C, D, G



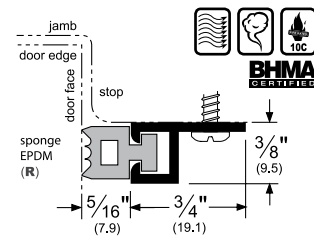
296_PK

AVAILABLE FINISHES:
C, D, G



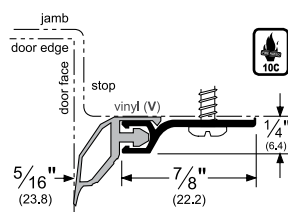
296_R

AVAILABLE FINISHES:
C, D, G



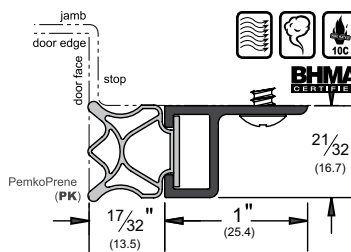
330_V

AVAILABLE FINISHES:
A, BDG, D, G, PW, SN



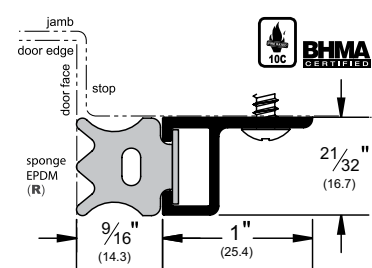
285_PK

AVAILABLE FINISHES:
C, D, G



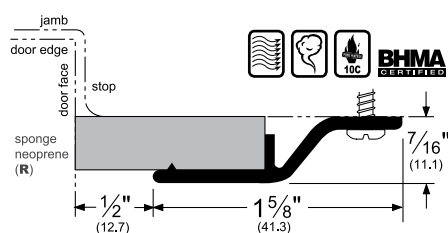
285_R

AVAILABLE FINISHES:
C, D, G



375_R

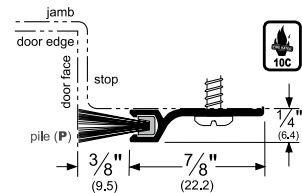
AVAILABLE FINISHES:
B, C, D, G



309_P

AVAILABLE FINISHES:
A, BDG, D, G, PW, SN

Minimum space between the door face and the stop is 3/16\";



NOTE: Products shown in this section may not be drawn to scale.

AVAILABLE FINISHES FOR PRODUCTS SHOWN ON THIS PAGE (see General Information section for finish chart)

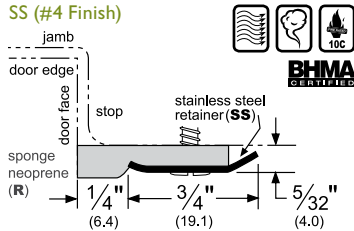
A (Mill Finish Aluminum) B (Mill Finish Extruded Bronze [Brass]) BDG (Bright Dip Gold Anodized) C (Clear Anodized) D (Dark Bronze Anodized) G (Gold Anodized) PW (Painted White) SN (Satin Nickel Anodized) SS (See Individual Part)

Stainless Steel Perimeter Gasketing

- Stainless Steel is a tough and durable material that tolerates exposure to chemicals and heavy use
- Easy to clean to meet sanitary requirements
- Long lasting with low cost of ownership

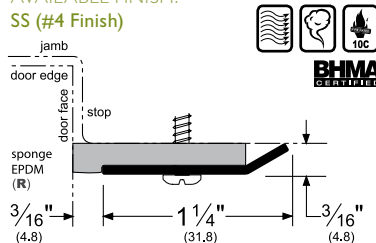
332SSR

AVAILABLE FINISH:
SS (#4 Finish)



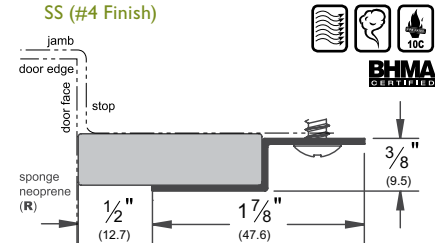
315SSR

AVAILABLE FINISH:
SS (#4 Finish)



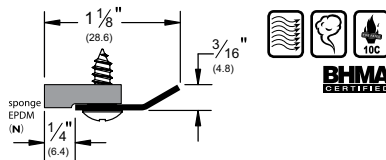
375SSR

AVAILABLE FINISH:
SS (#4 Finish)



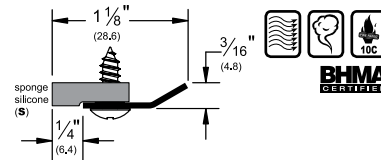
305SSE

AVAILABLE FINISH:
SS (#4 Finish)



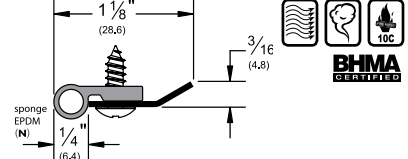
305SSS

AVAILABLE FINISH:
SS (#4 Finish)



319SSN

AVAILABLE FINISH:
SS (#4 Finish)

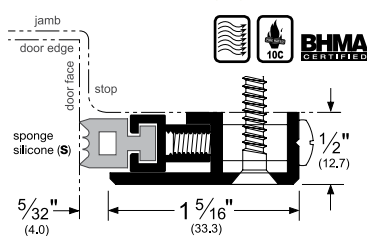


Adjustable Jamb Gasketing

- Adjustable jamb gasketing is shown mounted on openings with 1/16" gaps; however, each weatherstrip can seal gaps up to 1/4"
- Adjustable jamb weatherstrip can adjust 3/16" out from the position illustrated

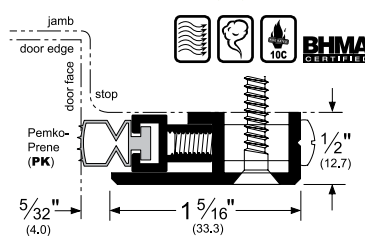
379_S

AVAILABLE FINISHES: C, D, G



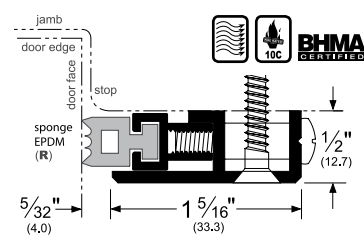
379_PK

AVAILABLE FINISHES: C, D, G



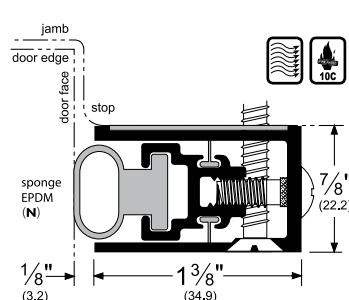
379_R

AVAILABLE FINISHES: C, D, G



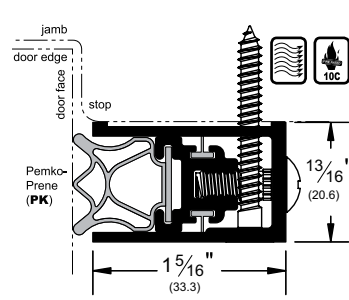
322_SN

AVAILABLE FINISHES: C, D, G



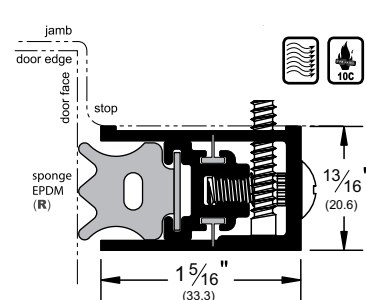
350_SPK

AVAILABLE FINISHES: C, D, G



350_SR

AVAILABLE FINISHES: C, D, G



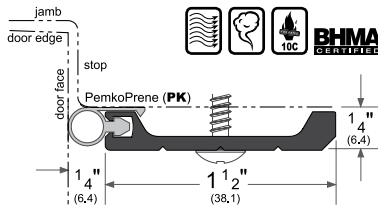
AVAILABLE FINISHES FOR PRODUCTS SHOWN ON THIS PAGE (see General Information section for finish chart)
C (Clear Anodized) D (Dark Bronze Anodized) G (Gold Anodized) SS (See Individual Part)

Heavy Duty Perimeter Gasketing - Standard Jamb

- All gasketing shown below is sold individually

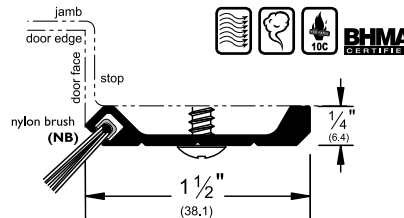
290_PK

AVAILABLE FINISHES: A, D, G



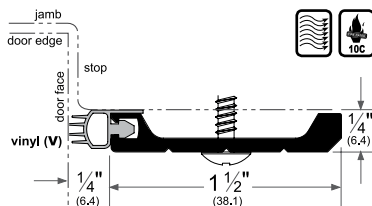
29045_NB

AVAILABLE FINISHES: A, D, G



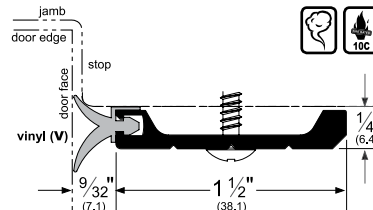
2902_V

AVAILABLE FINISHES: A, D, G



2903_V

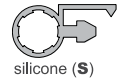
AVAILABLE FINISHES: A, D, G



Alternate Inserts For 290

290_S

AVAILABLE FINISHES:
A, D, G



290_V

AVAILABLE FINISHES:
A, D, G




Heavy Duty Perimeter Gasketing - Head Section

- For the head section of the frame where a parallel arm closer bracket or other hardware is required. Supplied undrilled (36") or drilled (80" and above) and supplied with sheet metal screws for mounting
- If used as a stop, flat head machine screws can be provided upon request and take a countersunk #10 hole. PEMKO will drill the head member only if drilling instructions for countersink holes are provided
- All gasketing shown below is sold individually

2891_PK

1 per door
standard



290_PK

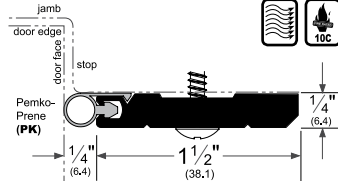
2 per door
standard



When ordering a head section such as 2891_PK, two corresponding side sections (290_PK) should also be ordered for the latch and hinge sides of the frame.

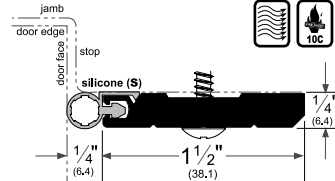
2891_PK

AVAILABLE FINISHES: A, D, G



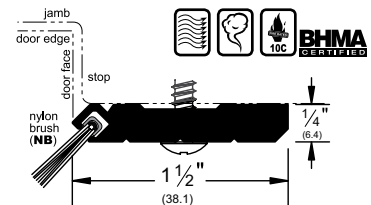
2891_S

AVAILABLE FINISHES: A, D, G



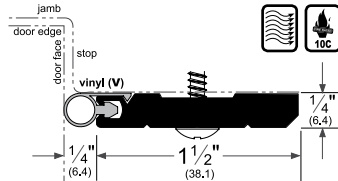
28945_NB

AVAILABLE FINISHES: A, D, G



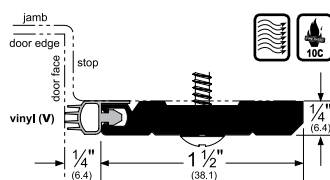
2891_V

AVAILABLE FINISHES: A, D



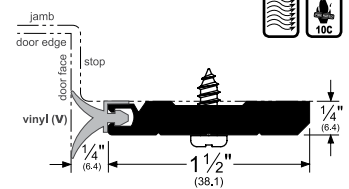
2892_V

AVAILABLE FINISHES: A, D



2893_V

AVAILABLE FINISHES: A, D



NOTE: Products shown in this section may not be drawn to scale.

AVAILABLE FINISHES FOR PRODUCTS SHOWN ON THIS PAGE (see General Information section for finish chart)

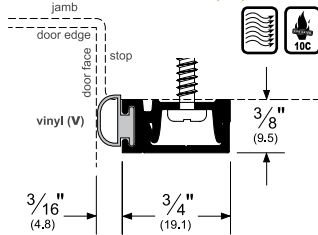
A (Mill Finish Aluminum) D (Dark Bronze Anodized) G (Gold Anodized)
Special finishes available upon request

Snap Cover Perimeter Gasketing With Concealed Fasteners

- Low-profile snap cover conceals mounting screws to provide security and a clean aesthetic appearance
- All clear anodized brush products are supplied with gray brush (black brush available upon request)

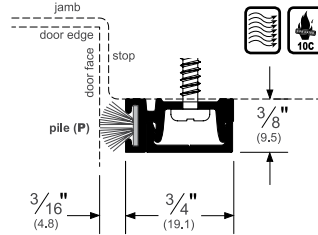
29310_V

AVAILABLE FINISHES: C, D, G



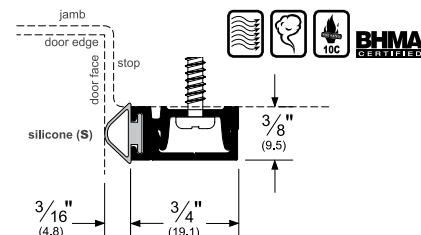
29310_P

AVAILABLE FINISHES: C, D, G



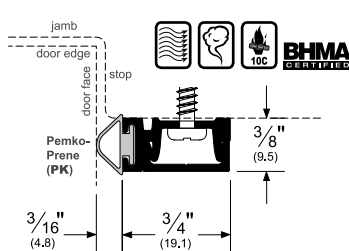
29310_S

AVAILABLE FINISHES: C, D, G



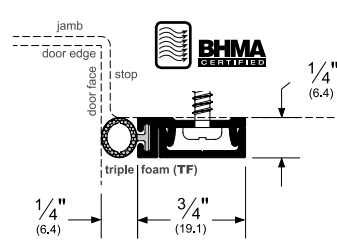
29310_PK

AVAILABLE FINISHES: C, D, G



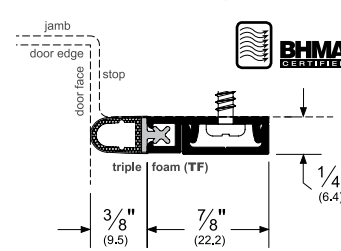
29313_TF

AVAILABLE FINISHES: C, D



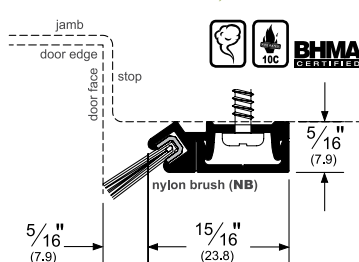
29321_TF

AVAILABLE FINISHES: C, D



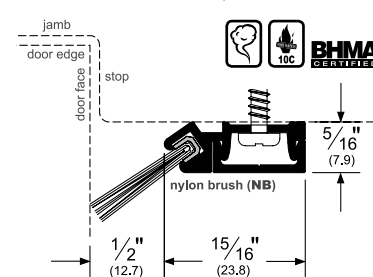
29344_NB

AVAILABLE FINISHES: C, D



29346_NB

AVAILABLE FINISHES: C, D



Heavy Duty Interlock

Note: Diagram consists of two parts, each sold separately.



NOTE: Products shown in this section may not be drawn to scale.

AVAILABLE FINISHES FOR PRODUCTS SHOWN ON THIS PAGE (see General Information section for finish chart)
A (Mill Finish Aluminum) C (Clear Anodized) D (Dark Bronze Anodized) G (Gold Anodized)

Kerf-In Weatherstrip

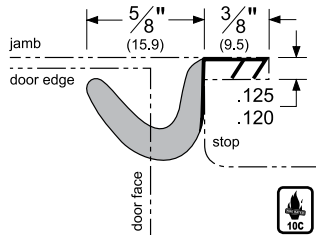
Foam

- PEMKO's "Q" foam kerf-in weatherstrip is constructed from soft cell foam enclosed by an embossed, tear-resistant, low-friction, UV-stable polyethylene cover
- Includes rigid PVC insert with extended flange for fast and easy kerf installation

Q102_

AVAILABLE FINISHES: **BL, D, W**
 AVAILABLE LENGTHS: 36", 85", 97"

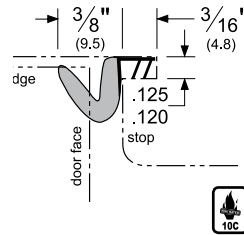
Minimum space between the door face and the stop is $\frac{5}{16}$ "; maximum space is $\frac{1}{2}$ "



Q103_

AVAILABLE FINISHES: **BL, D, W**
 AVAILABLE LENGTHS: 36", 85", 97", 121"

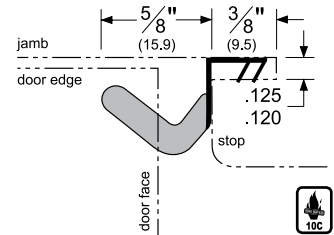
Minimum space between the door face and the stop is $\frac{3}{16}$ "; maximum space is $\frac{5}{16}$ "



Q106_

AVAILABLE FINISHES: **D, W**
 AVAILABLE LENGTHS: 36", 85", 97", 121"

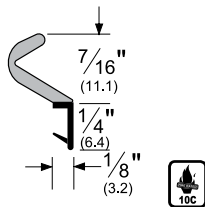
Minimum space between the door face and the stop is $\frac{5}{16}$ "; maximum space is $\frac{1}{2}$ "



Q107_

AVAILABLE FINISHES: **BL, W**

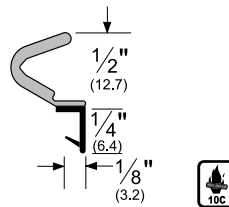
Minimum space between the door face and the stop is $\frac{1}{8}$ "; maximum space is $\frac{7}{16}$ "
 Sold per foot (specify length)



Q108_

AVAILABLE FINISHES: **BL, W**

Minimum space between the door face and the stop is $\frac{1}{8}$ "; maximum space is $\frac{1}{2}$ "
 Sold per foot (specify length)



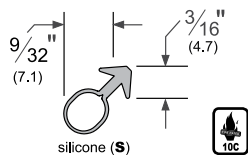
Silicone

- Extruded from platinum cross-linked silicon
- Self-extinguishing and non-toxic
- Unaffected by sunlight, ozone, and ultraviolet rays
- Impervious to fungus and mildew; will not deteriorate under normal exposure

S104_100

AVAILABLE FINISHES: **D, W**

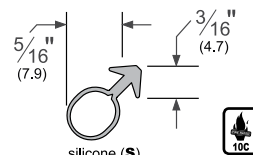
Minimum space between the door face and the stop is $\frac{1}{16}$ "; maximum space is $\frac{1}{4}$ "



S109_100

AVAILABLE FINISHES: **D, W**

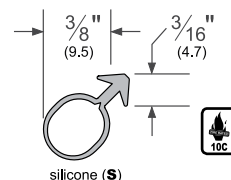
Minimum space between the door face and the stop is $\frac{1}{16}$ "; maximum space is $\frac{5}{16}$ "



S105_100

AVAILABLE FINISHES: **D, W**

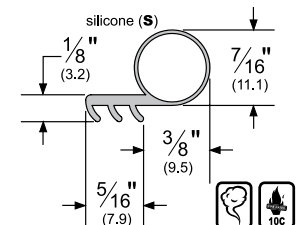
Minimum space between the door face and the stop is $\frac{1}{16}$ "; maximum space is $\frac{3}{8}$ "



S52_100

AVAILABLE FINISHES: **BL, W**
 AVAILABLE LENGTHS: 100'

- Minimum space between the door face and the stop is $\frac{1}{16}$ "; maximum space is $\frac{3}{8}$ "
- Positive Pressure rated up to 3 hours



NOTE: Products shown in this section may not be drawn to scale.

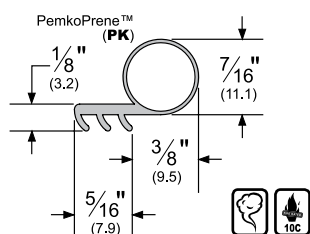
AVAILABLE FINISHES FOR PRODUCTS SHOWN ON THIS PAGE (see General Information section for finish chart)
BL (Black) **D** (Dark Brown) **W** (White)

Kerf-In Weatherstrip (Cont.)

PK52

AVAILABLE FINISHES: **BL, W**
AVAILABLE LENGTHS: 18', 20', 300'

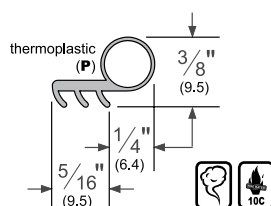
- Minimum space between the door face and the stop is $\frac{1}{16}$ "; maximum space is $\frac{3}{8}$ "
- Positive Pressure rated up to 20 minutes



P50

AVAILABLE FINISHES: BL, W
AVAILABLE LENGTHS: 17', 25', 250'

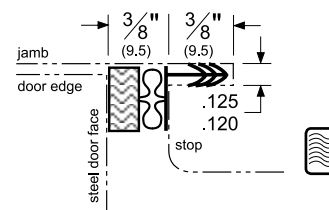
- Minimum space between the door face and the stop is $\frac{1}{16}$ "; maximum space is $\frac{5}{16}$ ". Available in 17' or 25' packaged coils
- Thermoplastic elastomer formulation will not transigrate; remains flexible to -60°F



MAG349

AVAILABLE FINISHES: D, W
AVAILABLE LENGTHS: 37", 85", 96", 121"

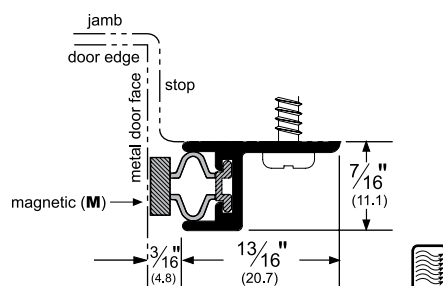
- Minimum space between the door face and the stop is $\frac{3}{8}$ "; maximum space is $\frac{7}{16}$ "
- Magnetic kerf-in weatherstrip features a magnetic strip encased by a UV-stable TPE cover
- Use for steel-faced door and wood frame applications
- Can be trimmed in the field and corner-mitered



Magnetic Gasketing

2815 M

AVAILABLE FINISHES: C, D, G



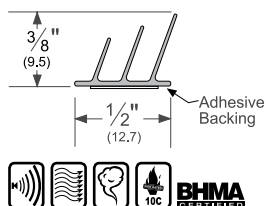
Adhesive Perimeter Gasketing

For more information on these perimeter gasketing products, please see the Adhesive Gasketing section.

S773

AVAILABLE FINISHES: BL, D, GR, W
AVAILABLE LENGTHS: 17', 18', 20', 21', 25',
30', 250'

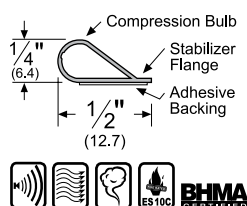
- Triple-fin design effectively blocks light and sound from infiltrating a room
- Product designed as hospitality gasketing (see more hospitality products in the Hospitality Products section)



S88

AVAILABLE FINISHES: **BL, C, D, GR, TAN, W**
AVAILABLE LENGTHS: 17', 18', 20', 21', 25', 30',
204', 510'

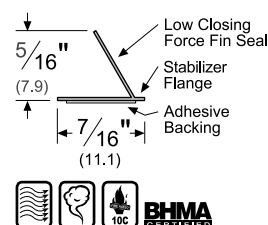
- Seal begins compressing at $\frac{1}{4}$ "; compresses to seal up to a $\frac{1}{16}$ " gap



S44

AVAILABLE FINISHES: BL, D, GR, W
AVAILABLE LENGTHS: 17', 18', 20', 21', 25',
30', 510'

- Designed for tighter frames.
- Demonstrates extremely low closing force.
- Seal begins compressing at $\frac{5}{16}$ "; compresses to seal up to a $\frac{1}{16}$ " gap



AVAILABLE FINISHES FOR PRODUCTS SHOWN ON THIS PAGE (see General Information section for finish chart)

AVAILABLE FINISHES FOR PRODUCTS SHOWN ON THIS PAGE
BL (Black) **C** (Black) **D** (Dark Brown) **W** (White)
 Adhesive Corner Pad Colors: blank (Black Pad) **W** (White Pad)
 Metal: **C** (Clear Anod) **D** (Dark Brown Anod) **G** (Gold Anod)

Copyright © 2012, Pemko Manufacturing Co., an ASSA ABLOY Group company. All rights reserved.
 Reproduction in whole or in part without the express written permission of Pemko Manufacturing Co. is prohibited.

ASSA ABLOY, the global leader
in door opening solutions

Adhesive Perimeter Gasketing (Cont.)

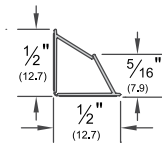
For more information on these perimeter gasketing products, please see the Adhesive Gasketing section.

S44x2

NEW!

AVAILABLE FINISHES: **BL, D, GR, W**
 AVAILABLE LENGTHS: 17', 18', 20', 21', 25', 30', 510'

- Fits flush into corner
- Seal begins compressing at $\frac{5}{16}$ "; compresses to seal up to a $\frac{1}{4}$ " gap

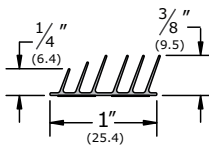


S776

NEW!

AVAILABLE FINISHES: **BL**
 AVAILABLE LENGTHS: 17', 18', 20', 21'

- Designed for hollow metal and wood meeting stile applications
- Seal begins compressing at $\frac{3}{8}$ "; compresses to seal up to a $\frac{1}{4}$ " gap

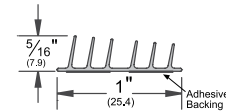


S771x6

NEW!

AVAILABLE FINISH: **BL**
 AVAILABLE LENGTHS: 7', 8', 10', 17', 18', 20', 21', 25'

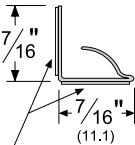
- Designed for hollow metal and wood meeting stile applications
- Seal begins compressing at $\frac{5}{16}$ "; compresses to seal up to a $\frac{1}{4}$ " gap



PF114PS

AVAILABLE FINISH: **BL**
 AVAILABLE LENGTHS: 36", 48", 72", 86", 96"

- Polypropylene pressure sensitive door gasketing may be reversed to provide wipe-seal rather than compression-seal



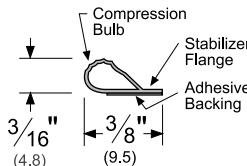
Pressure Sensitive Adhesive



PK33

AVAILABLE FINISHES: **BL, D, W**
 AVAILABLE LENGTHS: 17', 18', 20', 21', 25', 30', 510'

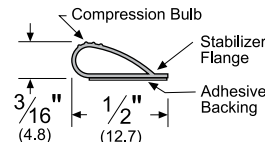
- Designed for tighter frames.
- Demonstrates extremely low closing force.
- Seal begins compressing at $\frac{3}{16}$ "; compresses to seal up to a $\frac{1}{4}$ " gap



PK55

AVAILABLE FINISHES: **BL, D, W**
 AVAILABLE LENGTHS: 17', 18', 20', 21', 25', 30', 510'

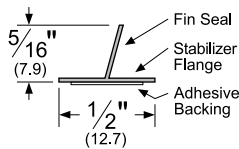
- Designed for tighter frames.
- Demonstrates extremely low closing force.
- Seal begins compressing at $\frac{3}{16}$ "; compresses to seal up to a $\frac{1}{4}$ " gap



S77

AVAILABLE FINISHES: **C, BL, D, W**
 AVAILABLE LENGTHS: 17', 18', 20', 21', 25', 30'

- Designed for hollow metal and wood meeting stile applications.
- Seal begins compressing at $\frac{5}{16}$ "; compresses to seal up to a $\frac{1}{4}$ " gap

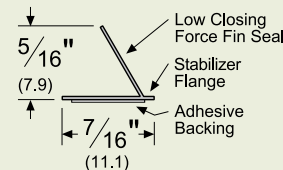


MicroShield® Antimicrobial Gasketing

NEW!

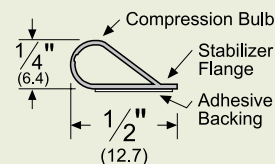
AM44

AVAILABLE FINISHES: **BL, C, D, W**
 AVAILABLE LENGTHS: 17', 18', 20', 21', 25', 30', 510'



AM88

AVAILABLE FINISHES: **BL, C, D, W**
 AVAILABLE LENGTHS: 17', 18', 20', 21', 25', 30', 510'



NOTES FOR ALL ADHESIVE GASKETING:

Storage and shelf life: All adhesive gaskets have a limited shelf life. This product must be installed within 6 months of purchase and must be stored between 50°F and 100°F. For further notes/details, please see Adhesive Gasketing section.

NOTE: Products shown in this section may not be drawn to scale.

AVAILABLE FINISHES FOR PRODUCTS SHOWN ON THIS PAGE (see General Information section for finish chart)
 Adhesive Gasketing Colors: **BL** (Black) **C** (Clear) **D** (Dark Brown) **GR** (Light Gray) **TAN** (Tan) **W** (White)

Interlock Weatherstrip For Wood Doors

- Fasteners available at additional cost

Liner Strip

- Made from .008" spring bronze (B)

Lock Strip

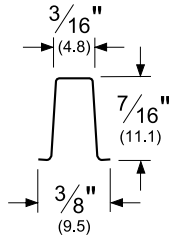
- Made from .008" spring bronze (B)

"L" Metal

- Bronze or zinc-plated wafer head drive screws available for **_41M** (sold separately)

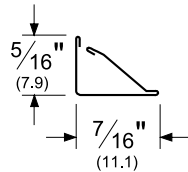
_30

AVAILABLE FINISH: **B**
AVAILABLE LENGTHS: 96"



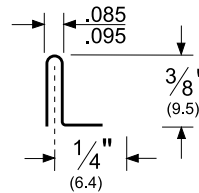
_331

AVAILABLE FINISH: **B**
AVAILABLE LENGTHS: 6", 96"



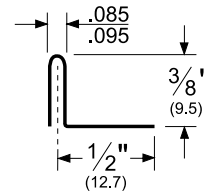
_41M

AVAILABLE FINISHES: **B, Z**
AVAILABLE LENGTHS: 96"



_43

AVAILABLE FINISH: **B**
AVAILABLE LENGTHS: 96"



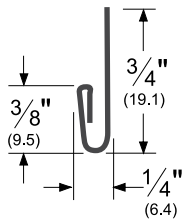
Interlock Weatherstrip For Wood Windows

Flat Hooks

- _10** Flat hooks are made from .026" spring bronze (B) or .0172" galvanized steel (Z)
- _11** Flat hooks are made from .015" spring bronze (B) or .0172" galvanized steel (Z)

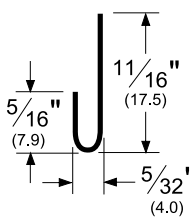
_10

AVAILABLE FINISHES: **B, Z**
AVAILABLE LENGTHS: 96"



_11

AVAILABLE FINISHES: **B, Z**
AVAILABLE LENGTHS: 96"

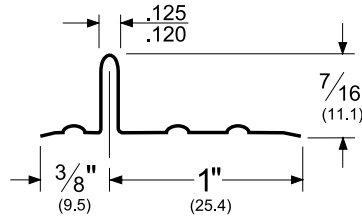


Corrugated Rib Strips

- Corrugated rib strips are made from .015" spring bronze (B) or .0172" galvanized steel (Z)
- _4C** and **_6C** are only available in 96" lengths

_4C (1 3/8" width)

AVAILABLE FINISHES: **B, Z**



_6C (1 7/8" width)

AVAILABLE FINISH: **Z**

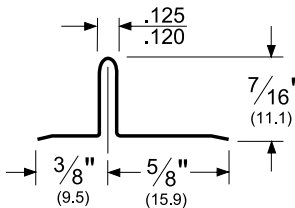
_4C (1 3/8" width) shown above; also available in **_6C** (1 7/8" width) in galvanized steel (Z) only

Plain Rib Strips

- Plain rib strips are made from .015" spring bronze (B) or .0172" galvanized steel (Z)

_2P (1" width)

AVAILABLE FINISHES: **B, Z**



_4P (1 3/8" width)

AVAILABLE FINISHES: **B, Z**

_2P (1" width) shown above; also available in **_4P** (1 3/8" width).

_2P and **_4P** available in 96" lengths only

NOTE: Products shown in this section may not be drawn to scale.

AVAILABLE FINISHES FOR PRODUCTS SHOWN ON THIS PAGE (see General Information section for finish chart)
B (Bronze) **Z** (galvanized steel)

Cushion/Spring Weatherstrip for Wood or Metal Doors and Windows

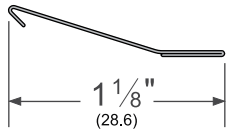
Spring Bronze - Wood Doors/Windows

- Spring bronze weatherstrip fits wood doors and wood casement windows

- Made from .008" hemmed spring bronze/brass (B)
- Nails should be approximately 1½" on center (sold separately)

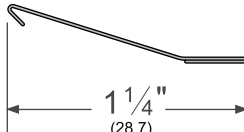
_70C-100

AVAILABLE FINISH: B
 AVAILABLE LENGTHS: 100'



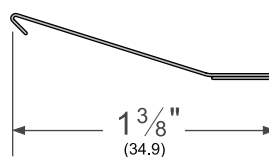
_70D-100

AVAILABLE FINISH: B
 AVAILABLE LENGTHS: 100'



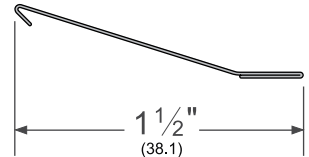
_70E-100

AVAILABLE FINISH: B
 AVAILABLE LENGTHS: 100'



_70F-100

AVAILABLE FINISH: B
 AVAILABLE LENGTHS: 100'



P51B17

P51B17 is 17 feet of _70C
 Packaged with nails

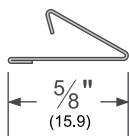
Cushion ("V") - Wood or Metal Doors

- Cushion weatherstrip fits wood or metal doors
- Made from .008" hemmed spring bronze/brass (B)

- Nails should be approximately 3" on center (sold separately)

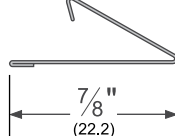
_73

AVAILABLE FINISH: B
 AVAILABLE LENGTHS: 96"



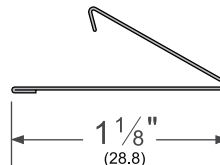
_74

AVAILABLE FINISH: B
 AVAILABLE LENGTHS: 96"



_75

AVAILABLE FINISH: B
 AVAILABLE LENGTHS: 96"

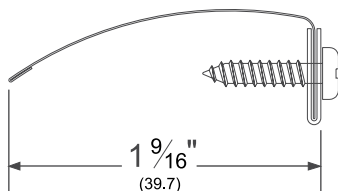


Spring Bronze - Metal Doors

- Spring bronze for metal doors may also be used as a meeting stile
- Made from .08" hemmed spring bronze/brass (B)
- .015" brass (B) retainer

_71

AVAILABLE FINISHES: B
 AVAILABLE LENGTHS: 96"



Fasteners for Cushion, Spring and Interlock Weatherstrip

- Fasteners for cushion, spring, and interlock weatherstrip are sold separately unless otherwise specified

NL1678_

AVAILABLE FINISHES: BL, BP, Z
 For Wood: #16 x 7/8" flat head nail



NL1634_

AVAILABLE FINISHES: BB, SS
 For Wood: #16 x 3/4" flat head nail



NL13516_

AVAILABLE FINISHES: BP, Z
 For Metal: #13 x 5/16" wafer head drive screw



NOTE: Products shown in this section may not be drawn to scale.

AVAILABLE FINISHES FOR PRODUCTS SHOWN ON THIS PAGE (see General Information section for finish chart)
 B (Bronze) BB (Solid Brass) BL (Black) BP (Brass Plate) SS (Stainless Steel) Z (Zinc)