



LISTED

1
Grade 1Burglary
ListedElectrified
Product

7100 Series

Electric Strikes for Adams Rite Deadlatches & Cylindrical Locks

Designed for use with Adams Rite deadlatches or cylindrical locksets with 1/2" [12.7 mm] to 5/8" [15.9 mm] latchbolt projection. For use in aluminum, hollow metal, or wood applications.

Function

Remote electrical control of any door equipped with an Adams Rite 4500, 4700 (discontinued), or 4900 Deadlatch or cylindrical lockset with 1/2" [12.7 mm] to 5/8" [15.9 mm] latchbolt projection. Electrical actuation unlocks the keeper, releasing the latchbolt so the door may be opened without operating the latch itself.

Certifications

UL 1034 burglary-resistant listed

UL 294 listed

Features

Case

1" x 3-3/8" x 1-5/8" deep
[25.4 mm x 85.7 mm x 41.3 mm deep].

Strike Opening

5/8" x 1-7/16" x 1/2" deep
[15.9 mm x 36.5 mm x 12.7 mm deep].
Bolt retaining keeper is stainless steel.
Strike accepts bolt of any Adams Rite 4500, 4700 (discontinued), or 4900 Deadlatch or cylindrical latches.

Strike Lip

Basic strike has lip of proper length for 1-3/4" [44.5 mm] thick door that closes flush with jamb edge. Where door thickness or jamb shape differs from this standard relationship, lip extension kits are available, specified by last dash number.

- Lip extension kits not available on 7101 or 7131.

Latchbolt Projection

1/2" to 5/8" [12.7 mm to 15.9 mm]

Faceplate

Available in a variety of architectural finishes.
Faceplates are also available sold separately.

| | | |
|------|--|--|
| 7100 | 1-1/4" x 4-7/8" [31.8 mm x 123.8 mm] | Flat with radius corners |
| 7101 | 1-1/4" x 4-7/8" [31.8 mm x 123.8 mm] | Radiused to match nose on inactive leaf in a pair of narrow stile doors. |
| 7110 | 1-7/16" x 7-15/16" [36.5 mm x 201.6 mm] | Flat with radius corners |
| 7111 | 1-7/16" x 10-1/4" [36.5 mm x 260.4 mm] | Flat with radius corners |
| 7130 | 1-1/4" x 6-7/8" [31.8 mm x 174.6 mm] | Flat with radius corners |
| 7131 | 1-1/4" x 6-7/8" [31.8 mm x 174.6 mm] | Radiused to match nose on inactive leaf in a pair of narrow stile doors |
| 7140 | 1-1/4" x 4-7/8" [31.8 mm x 123.8 mm] | Flat with square corners |

7130/7131: Large 6-7/8" faceplate is designed to cover strike opening when converting from an MS® pivoted-bolt deadlock to deadlatch.



7100

7101



7110

7111

7130

7131



7140

Standard Package

Individually boxed with mounting screws, mounting clips, adhesive shims to accommodate jamb or stile extrusion thickness greater or less than nominal 1/8" [3.2 mm].

7140 Includes mounting clips and adhesive shims for use where welded tabs are omitted.

Shipping Weight

2 lbs [0.91 kg].

Electrical

Voltage

Available in 12, 16, or 24 Volt AC and DC. DC continuous units are silent, AC intermittent units "buzz" on operation.

Current Draw

| | |
|------------------|------------------|
| 0.33 A at 12 VDC | 1.42 A at 12 VAC |
| 0.22 A at 16 VDC | 0.63 A at 16 VAC |
| 0.17A at 24 VDC | 0.74 A at 24 VAC |

Fail Safe | Fail Secure

Field selectable at time of installation. However, AC intermittent solenoid must not be used continuously in either.

Options

- Available with two Form 'C' monitoring switches to indicate when the latchbolt is engaged in the strike and whether the strike jaw is blocked.
Not available on 7130/7131, 7140.

- Lip extension kits for various dimensions of door centerline to jamb edge; for flat faceplates only.
Not available on 7101 or 7131.

- **Modular Packaging**

Match one strike body kit with one faceplate kit to make a complete electric strike. Faceplate kits contain all hardware to mount electric strike. Please contact factory or sales representative for details.

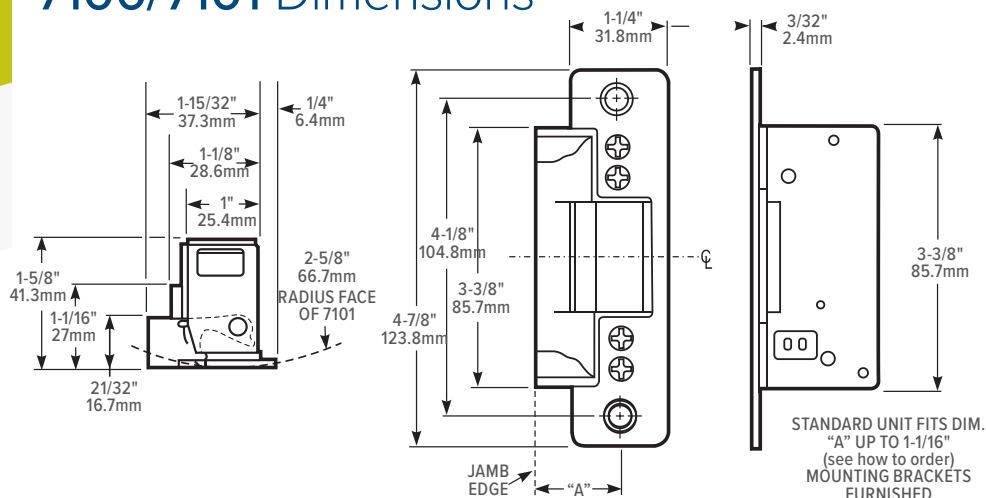
Related Products

7100/7101, 7110/7111, 7130/7131, 7140

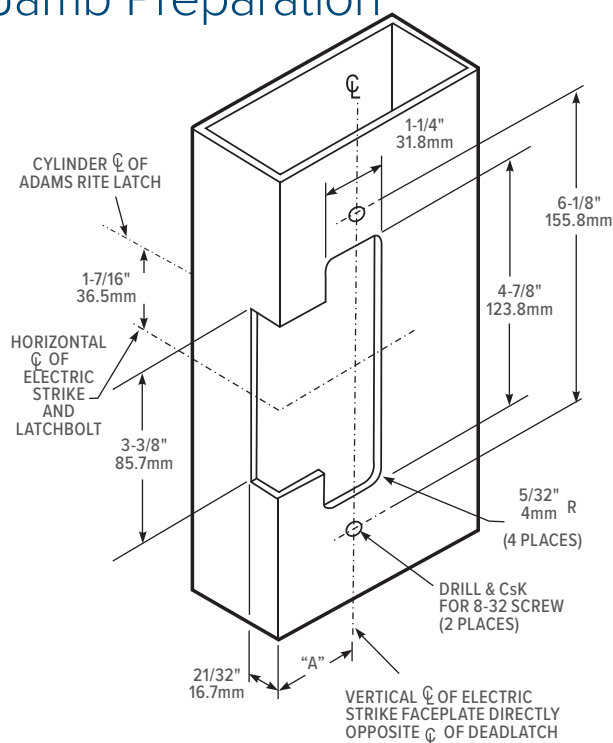
When purchasing this product, please consider the following related products, available separately:

| DEADLATCHES | EXIT DEVICES | ACCESSORIES | POWER |
|---|--------------------------------|--|--|
| 4510, 4530, 4900, 4920AN Series Deadlatches | 8300, 8400 Mortise Exit Device | Lip Extension Kits, Modular Kits, Monitor Kits, Faceplate Kits | 4603 Rectifier, 4605/4606 Transformer, Piezo Horn audible indicator, ElectroLynx connector |

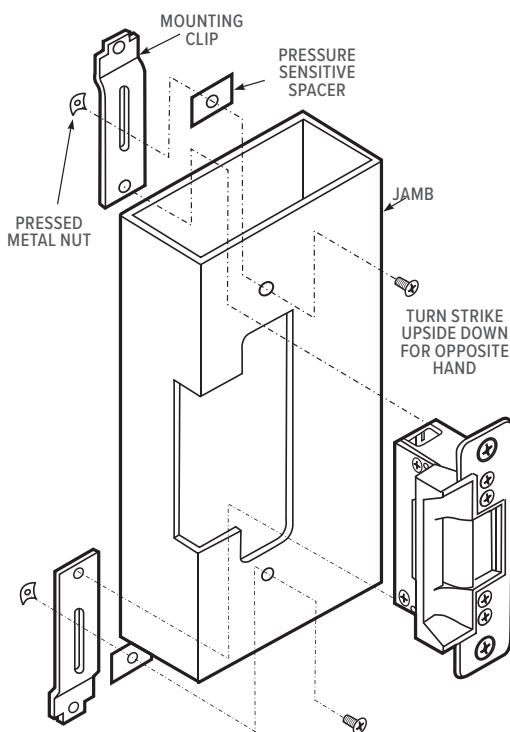
7100/7101 Dimensions



Jamb Preparation



Installation



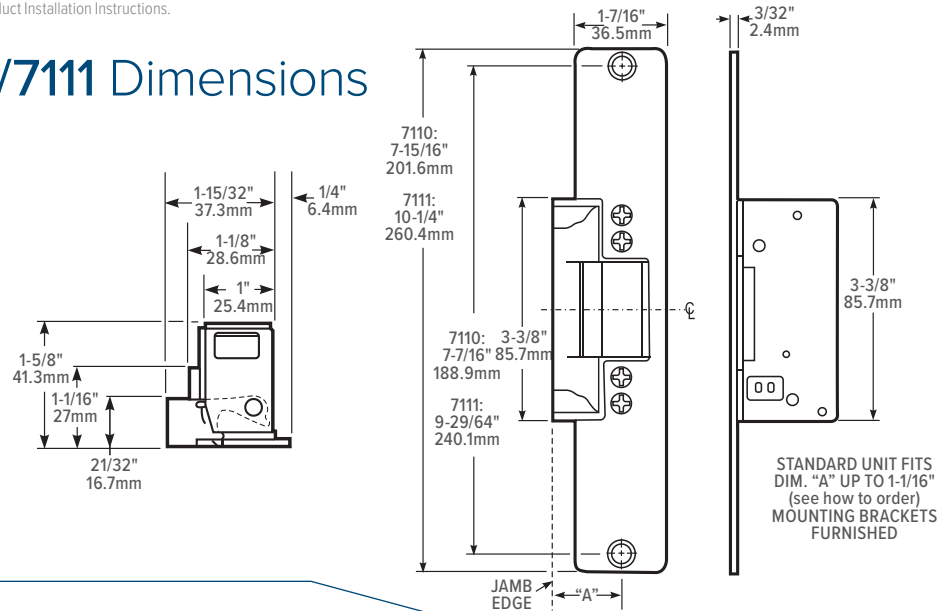
How to Order

7100/7101 Electric Strikes: Specify quantity and the following information. Order related products separately.

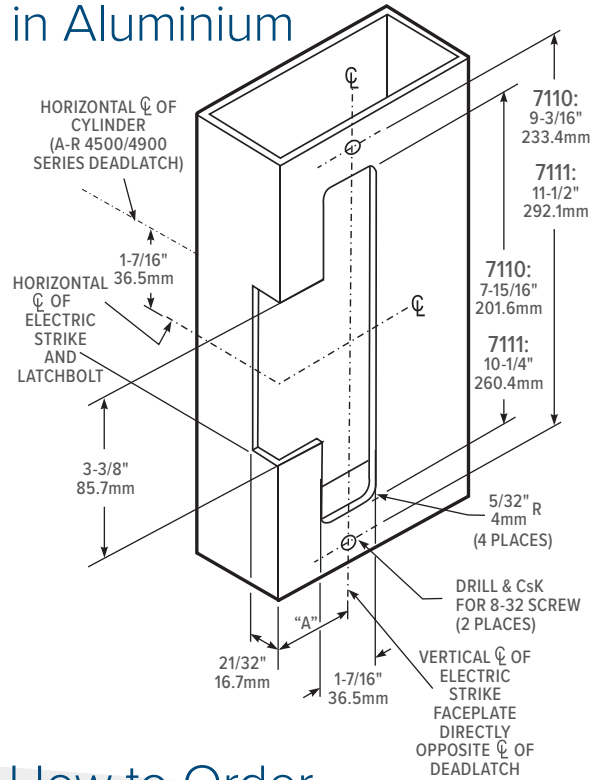
| MODEL | FACEPLATE SHAPE | VOLTAGE | CURRENT AND DUTY | FEATURES* | FINISH** | LIP EXTENSIONS (DIM. A)*** (DOOR CENTERLINE TO JAMB EDGE) | |
|-------|--------------------|-----------|---------------------------------|--------------------------|--------------------------|--|-----------|
| 710 | 0 | -3 | 1 | 0 | -628 | -00 | |
| | 0 Flat | 3 12 Volt | 1 DC Continuous or Intermittent | 0 Standard/Fail-Secure | 313 Dark Bronze Anodized | 00 1-1/16" or less | 05 2" |
| | 1 Radius | 4 16 Volt | 2 DC with 4603 Rectifier | 5 Fail-Safe | 335 Black Anodized | 01 1-1/2" | 07 2-1/4" |
| | | 5 24 Volt | 4 AC Intermittent | 7 Monitored/ Fail-Safe | 626 Satin Chrome | 02 1-5/8" | 09 2-1/2" |
| | | | | 9 Monitored/ Fail-Secure | 628 Clear Anodized | 03 1-3/4" | 12 2-7/8" |
| | | | | | | | |

*Fail-secure can be field converted to fail-safe or vice-versa. **7101 available in 313, 335, 628 only. ***Lip Extensions not available on 7101.

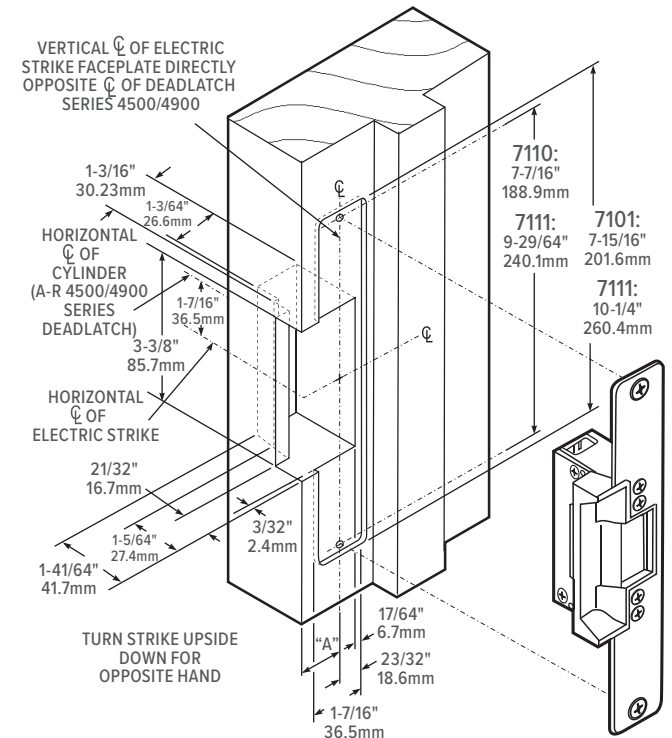
7110/7111 Dimensions



Jamb Preparation in Aluminium



Installation in Wood



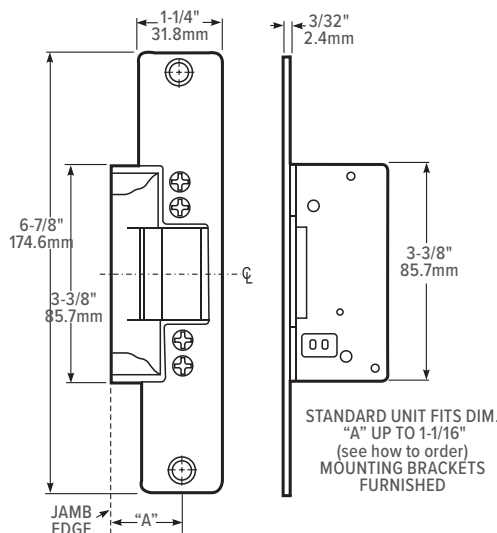
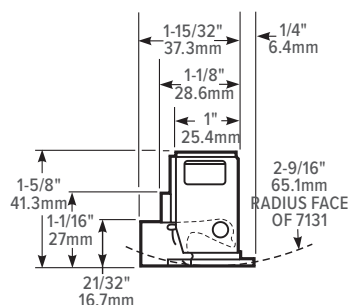
How to Order

7110/7111 Electric Strikes: Specify quantity and the following information. Order related products separately.

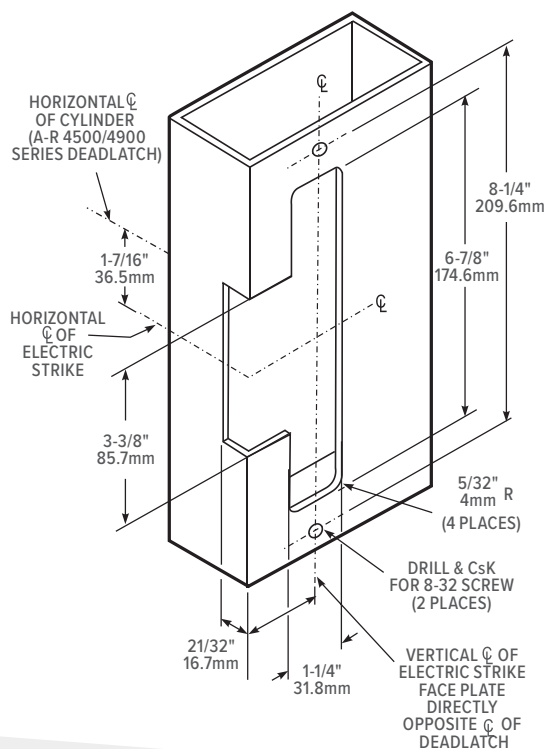
| MODEL | FACEPLATE LENGTH | VOLTAGE | CURRENT AND DUTY | FEATURES* | FINISH | LIP EXTENSIONS (DIM. A) (DOOR CENTERLINE TO JAMB EDGE) | |
|-------|------------------|-----------|---------------------------------|--------------------------|------------------|---|-----------|
| 711 | 0 | -3 | 1 | 0 | -652 | -00 | |
| | 0 7-15/16" | 3 12 Volt | 1 DC Continuous or Intermittent | 0 Standard/Fail-Secure | 652 Satin Chrome | 00 1-1/16" or less | 05 2" |
| | 1 10-1/4" | 4 16 Volt | 2 DC with 4603 Rectifier | 5 Fail-Safe | | 01 1-1/2" | 07 2-1/4" |
| | | 5 24 Volt | 4 AC Intermittent | 7 Monitored/ Fail-Safe | | 02 1-5/8" | 09 2-1/2" |
| | | | | 9 Monitored/ Fail-Secure | | 03 1-3/4" | 12 2-7/8" |

*Fail-secure can be field converted to fail-safe or vice-versa

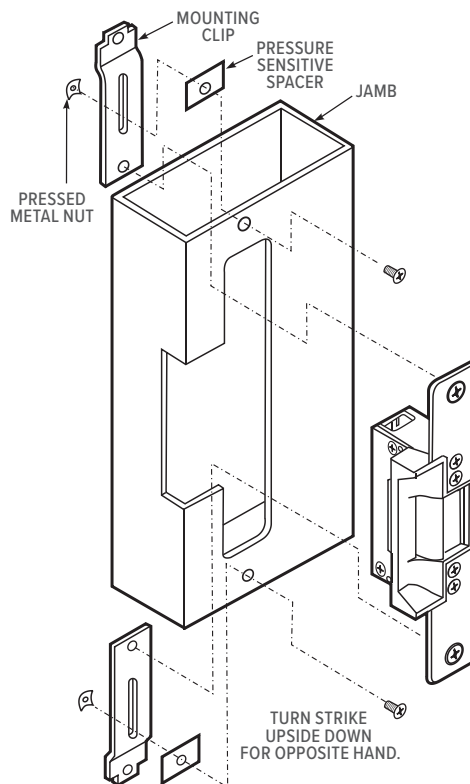
7130/7131 Dimensions



Jamb Preparation



Installation



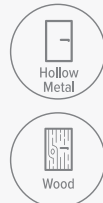
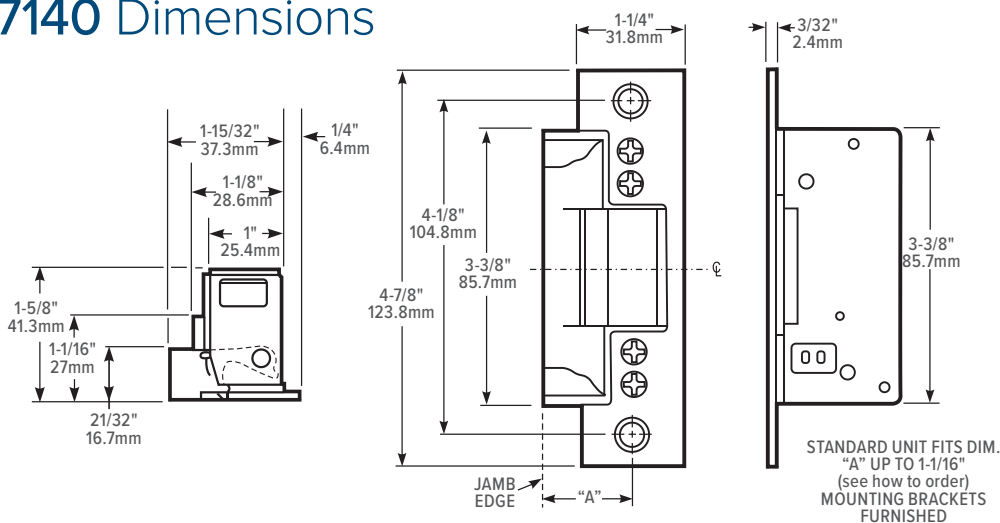
How to Order

7130/7131 Electric Strikes: Specify quantity and the following information. Order related products separately.

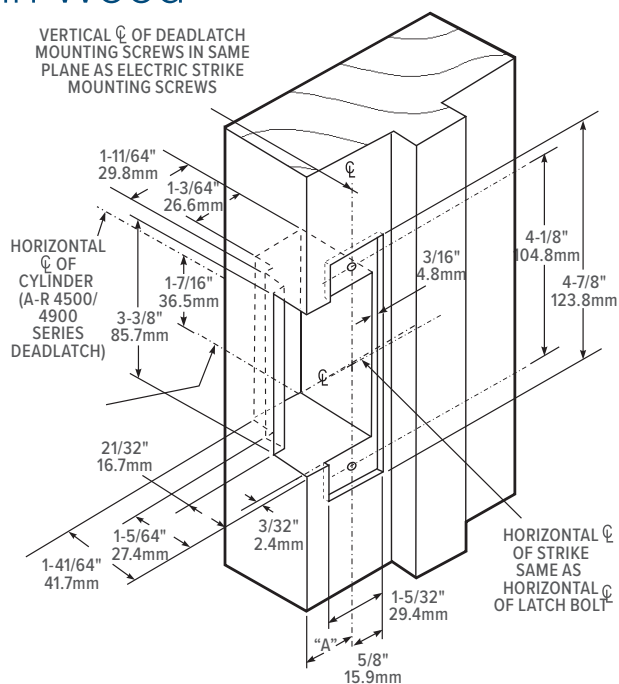
| MODEL | FACEPLATE SHAPE | VOLTAGE | CURRENT AND DUTY | FEATURES* | FINISH | LIP EXTENSIONS (DIM. A)** (DOOR CENTERLINE TO JAMB EDGE) | |
|-------|-----------------|-----------|---------------------------------|------------------------|--------------------------|---|-----------|
| 713 | 0 | -3 | 1 | 0 | -313 | -00 | |
| | 0 Flat | 3 12 Volt | 1 DC Continuous or Intermittent | 0 Standard/Fail-Secure | 313 Dark Bronze Anodized | 00 1-1/16" or less | 05 2" |
| | 1 Radius | 4 16 Volt | 2 AC DC with 4603 Rectifier | 5 Fail-Safe | 335 Black Anodized | 01 1-1/2" | 07 2-1/4" |
| | | 5 24 Volt | 4 AC Intermittent | | 628 Clear Anodized | 02 1-5/8" | 09 2-1/2" |
| | | | | | | 03 1-3/4" | 12 2-7/8" |

*Fail-secure can be field converted to fail-safe or vice-versa. **Lip Extensions not available on 7131.

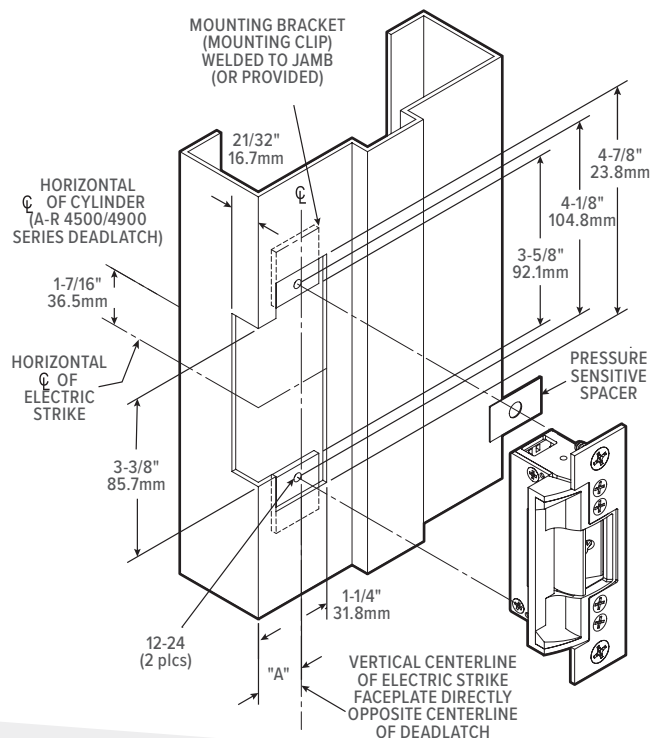
7140 Dimensions



Jamb Preparation in Wood



Jamb Preparation & Installation in Steel



How to Order

7140 Electric Strike: Specify quantity and the following information. Order related products separately.

| MODEL | VOLTAGE | CURRENT AND DUTY | FEATURES* | FINISH | LIP EXTENSIONS (DIM. A) (DOOR CENTERLINE TO JAMB EDGE) | |
|-------|-----------|---------------------------------|------------------------|--------------------------|---|-----------|
| 7140 | -3 | 1 | 0 | -628 | -00 | |
| | 3 12 Volt | 1 DC Continuous or Intermittent | 0 Standard/Fail-Secure | 313 Dark Bronze Anodized | 00 1-1/16" or less | 05 2" |
| | 4 16 Volt | 2 DC with 4603 Rectifier | 5 Fail-Safe | 335 Black Anodized | 01 1-1/2" | 07 2-1/4" |
| | 5 24 Volt | 4 AC Intermittent | | 626 Satin Chrome | 02 1-5/8" | 09 2-1/2" |
| | | | | 628 Clear Anodized | 03 1-3/4" | 12 2-7/8" |
| | | | | | | |

*Fail-secure can be field converted to fail-safe or vice-versa